



**Z50JK•JIIK•JIIIL
Z50JM•JN•JP•JT**



PARTS CATALOGUE

INDEX

FOREWORD INDEX

1

ENGINE GROUP

2

FRAME GROUP


3

PART NUMBER INDEX

4

PART NAME INDEX

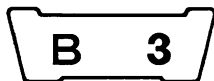
5



Z50JK-FI



Z50JM-FI



INSTRUCTION FOR USE OF PARTS CATALOGUE

This parts catalogue is compiled all service parts and flat rate time (F.R.T.) for models Z50Jk · Z50JIIk · Z50JIIIk · Z50JM · Z50JN · Z50JP and Z50Jt.

I. How to order parts

1. Information required

Replacement parts orders must contain both the **part number** and the **stamped number (s)** as described below. This is because any changes and modifications of parts are registered at HONDA with the pertinent parts and stamped numbers.

Numbers needed :

Z50Jk · JIIk · JIIIk · JM (AB02-6000003~6002553)

- (a) Carburetor parts : Part number and
Stamped carburetor identification number
- (b) Other parts : Part number and
Stamped frame number

Z50JM (AB02-6100001~6100601) · JN · JP · Jt

- (a) Carburetor parts : Part number and
Stamped carburetor identification number
- (b) Engine parts : Part number and
Stamped engine number
- (c) Frame parts : Part number and
Stamped frame number

2. Revisions

When modifications or additions to this parts catalogue are made, a revised edition will be issued at an appropriate time, with successively progressing revision numbers on the cover.

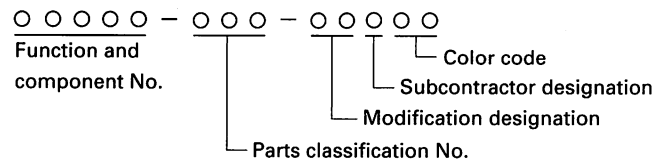
We recommend obtaining such revisions in order to keep your parts catalogue up-to-date at all times. To check whether a parts catalogue revision has been issued, please contact your HONDA distributor.

The asterisk (*) in front of "Ref. No." indicates that the part No. is added or changed against the previous edition.

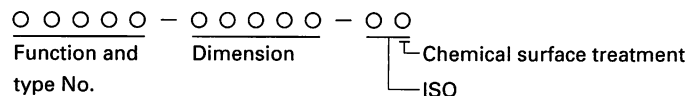
II. How to read this parts catalogue

1. Make-up of the part number

(Example) General parts



(Example) Bolts, nuts and other standard parts



2. Color codes

The color code at the end of the part number indicates the color. Codes below ZA in alphabetical order (such as ZA, ZB, ZC, etc.) do not indicate the color directly, but reference must be made to the HONDA code given in the "Description" column of this parts catalogue.

Color code	Color description
HONDA code	
CR	Chrome plate
G120	Urban green
G143	Refresh green
MFCR2	Chromium plaiting
NH0	White
NH1	Black
NH35M	Cloud silver metallic
NH105	Mat black (#15 - #20)
NH106	Heatproof black
NH138	Shasta white
PB118CU	Candy imperial blue-U
PB186	Seychell night blue
RP113	Penelope pink
RP126	Aphrodite pink
R109	Passion red
TMFCR2	Chromium plaiting
TMFCR3	Chromium plaiting

3. Abbreviations

The following abbreviations are used in this parts catalogue.

ASSY. Assembly	L.E.D. Light emitted diode
COMP. Complete	MPH Miles per hour
R. Right	L(100L) Link (100 Links)
L. Left	A.C. Alternating current
STD. Standard	D.C. Direct current
MM Millimeter	IN. Inlet
G Gram	EX. Exhaust
T(22T) Tooth (22 Teeth)	FR. Front
A Ampere	RR. Rear
V Volt	HEX. Hexagonal
W Watt	A.M. Attaching mark
WL With labelling	T.M. Transcript mark
WOL Without labelling	C.D.I. Capacitive discharge ignition
KPH Kilometers per hour	

4. Dimensions

All dimensions are given in millimeters (mm) except in the case of steel balls, tires and tire tubes.

Parts	Example	Interpretation
Bolt (Screw)	6 × 12	6mm diameter, 12mm length
Pin	8 × 14	8mm diameter, 14mm length
O-Ring	9.5 × 1.6	9.5mm diameter, 1.6mm thickness
Oil seal	14 × 24 × 5	14mm inside diameter, 24mm outside diameter, 5mm thickness
Tube	5 × 130	5mm inside diameter, 130mm length

5. Supersedence of parts

Part numbers given under the part name in the "Description" column indicate that the part number has been superseded by that part number. HONDA may make such supersedence without notice.

6. Assemblies

Sections framed with broken lines in the exploded view drawings are available as complete assemblies. (Their individual parts can also be obtained.)

7. Required quantity

The number given in the "Reqd. No." column indicates the quantity of parts used in the section described in that block.

Parts with quantities in () or () represent optional parts.

Part whose required number is "N", is part whose required number can be selected at need.

8. Part modifications and applicable serial numbers

In cases where a part has been modified, the serial number of the first vehicle (or frame, engine, carburetor) bearing the modification is listed in the "Serial No." column.

9. Illustration

Illustration of parts given in parts catalogue diagrams are provided for convenience in identifying parts and may differ from the actual configuration of parts.

* () or) appended to the title number of this text means that the same title number continues from the previous page.

B 5

10. Models, area codes and applicable serial numbers

Models, area codes and applicable serial Nos. given in this parts catalogue can be identified as follows.

Parts with area codes are exclusive for models destined for countries designated.

If no area codes are listed, parts are for common use.


Model	Area code	Type	Applicable engine serial No.	Applicable frame serial No.	Applicable engine identification No.
Z50Jk	FI	Finland	————	AB02-5064803~5071786	PA02C <u>A</u>
Z50JIIk	FI	Finland	————	AB02-5064806~5067968	PA02C <u>A</u>
Z50JIII L	FI	Finland	————	AB02-5068270~5070563	PA02C <u>A</u>
Z50JM	FI	Finland	————	AB02-6000003~6002553	PA02D <u>A</u>
			AB02E-6100001~6100601	AB02-6100001~6100601	
Z50JN	FI	Finland	AB02E-6405770~6410067	AB02-6300004~6304304	PA02E <u>A</u>
	DK	General export (KPH)	Z50JE-2002110~2005478	AB02-6301729~6302762	PA03P <u>A</u>
Z50JP	DK	General export (KPH)	Z50JE-2006199~	AB02-6400001~	PA03P <u>C</u>
Z50Jr	FI	Finland	AB02E-6410068~	AB02A*TK000001~	PA02E <u>A</u>

* All items are registered with frame serial numbers if no engine serial number is indicated in the above table.

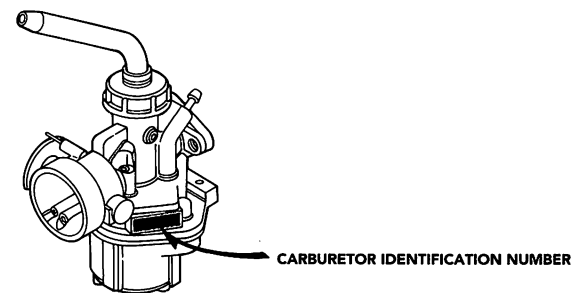
* Of carburetor identification numbers, only the portions underlined in the example below are used for registration.

PA02C A KC 7

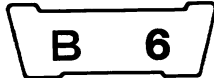
11. Location of stamped serial number



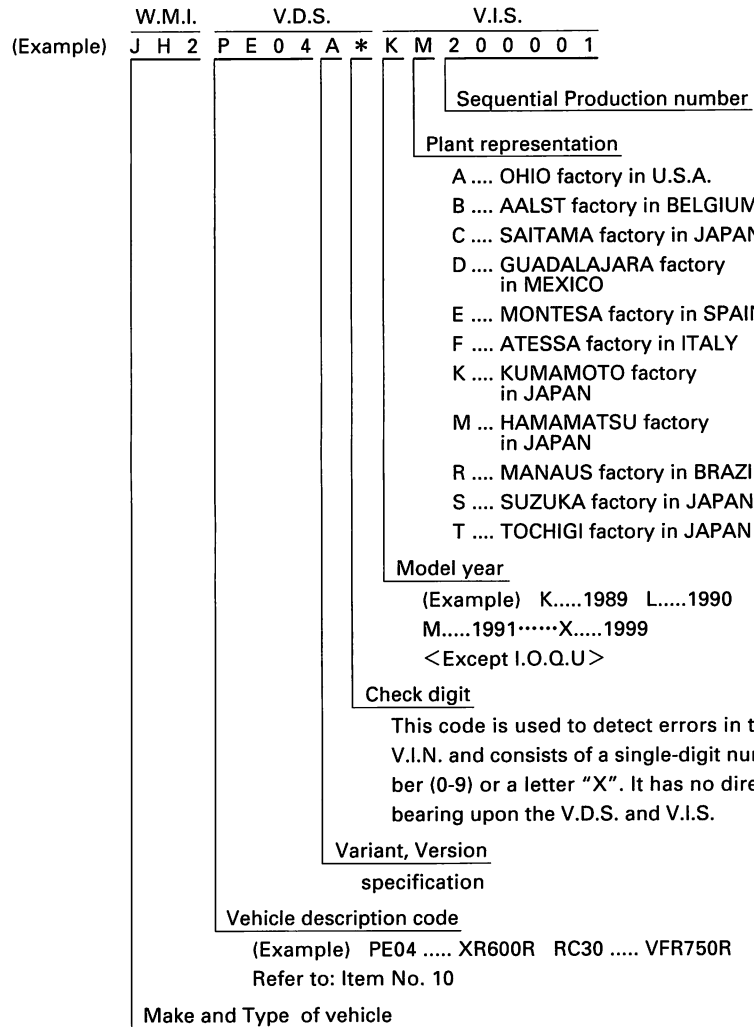
D165-E



D165-C



12. Construction of vehicle identification number (V.I.N.). 1996~



- JH2 HONDA, Motorcycle (Manufactured in JAPAN)
- 1HF HONDA, Motorcycle (Manufactured in U.S.A.)
- YC1 HONDA, Motorcycle (Manufactured in BELGIUM)
- 9C2 HONDA, Motorcycle (Manufactured in BRAZIL)
- 3H1 HONDA, Motorcycle (Manufactured in MEXICO)

W.M.I. World manufacturer identifier
 V.D.S. Vehicle descriptor section
 V.I.S. Vehicle indicator section

Any change or modification of parts is directly related to the V.D.S. and V.I.S. A V.I.S. number will appear in the "Serial No." column of the Parts Catalogue if a part is changed or modified.

13. Selection table for lock or blank key

Refer to the following selection table to select the lock or blank key.

Type	Key No.
TYPE 1	A** , B**
TYPE 2	C** , D**

*: 0, 1, 2, 3, 4, 5, 6, 7, 8 or 9

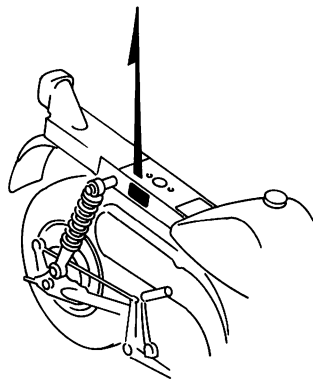
- VTM ... HONDA, Motorcycle (Manufactured in SPAIN)
- ZDC HONDA, Motorcycle (Manufactured in ITALY)
- JH3 HONDA, All terrain vehicle (Manufactured in JAPAN)
- 478 HONDA, All terrain vehicle (Manufactured in U.S.A.)

B 7

14. Color label

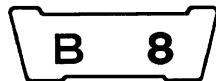
- When ordering parts, check the model name, main color, and code by observing the COLOR LABEL on the vehicle.
- When ordering a colored part, use the Color Chart in the INSTRUCTION FOR USE OF PARTS CATALOGUE.

Z50JM
 COLOR NH-1
 CODE NH1G



			MODEL		Z50JM				
			COLOR		Black NH-1	Black NH-1	Applicable model		Area code
			CODE		NH1G	NH1	Initial applicable model	Final applicable model	
No.	Name of colored parts	Basic part No.							
1	BODY COMP., FRAME	50100-165-980	ZC	ZB					
2	BRACKET, NUMBER PLATE	84701-165-660	ZB	ZB					
3	BRIDGE, FORK TOP	53231-165-631	ZC	ZC					
4	CASE, HEADLIGHT	61301-165-980	ZC	ZC					
5	COVER A, EX. PIPE	18240-165-600	ZD	ZD					
6	COVER, L. SIDE (WOL)	83640-165-000	ZA	ZA					
7	CUSHION ASSY., RR.	52400-181-681	ZE	ZD					
	SEAT COMP., RR.	80100-165-166							

D165-D



15. Color chart

- When ordering a colored part, refer to the chart below and use a part number consisting of the relevant basic part number to which has been added a part color code.
(e.g. If a FENDER, FR. whose main color is black is required → 61100-165-000ZF)
- Stripes and labels other than caution labels are included in parts whose part name end in WL.
- Stripes and labels are not included in parts whose part name end in WOL.

Z50J (Z50Jk) AB02-5064803~5071786

No.	MODEL		Z50J ㊞				
	COLOR		Black NH-1	Applicable model		Area code	Applicable address No.
	CODE			NH1	Initial applicable model		
	Name of colored parts	Basic part No.					
1	BODY COMP., FRAME	50100-165-980	ZB				I1
2	BRACKET, NUMBER PLATE	84701-165-660	ZB				H10
3	BRIDGE, FORK TOP	53231-165-630	ZC				F9
4	CASE, HEADLIGHT	61301-165-980	ZC				F1
5	COVER A, EX. PIPE	18240-165-600	ZA				G15
6	COVER, L. SIDE	83640-165-000	ZA				G13
7	CUSHION ASSY., RR.	52400-181-681	ZD				H7
8	EMBLEM, L. FUEL TANK	87123-165-980	ZC				I8
9	EMBLEM, R. FUEL TANK	87122-165-980	ZC				I8
10	FENDER COMP., RR.	80100-165-790	ZF				H8
11	FENDER, FR.	61100-165-000	ZF				F13
12	FORK ASSY., RR.	52000-165-000	ZE				H6
13	FORK COMP., FR.	51510-165-980	ZB				F11

B 9

Z50J (Z50Jk) AB02-5064803~5071786

No.	MODEL		Z50J ㊞				
	COLOR		Black NH-1	Applicable model		Area code	Applicable address No.
	CODE		NH1	Initial applicable model	Final applicable model		
Name of colored parts	Basic part No.						
14	HUB, FR. WHEEL	44600-045-673	ZF				G1
15	HUB, RR. WHEEL	42601-120-010	ZF				G6
16	MARK, DRIVE CAUTION	87560-181-760	ZB				I6
17	PANEL, RR. BRAKE	43100-130-654	ZE				F15
18	PIPE, STEERING HANDLE	53100-165-980	ZA				F9
19	PROTECTOR, MUFFLER	18360-165-010	ZD				G15
20	RIM, L. WHEEL	42702-045-670	ZE	-----	5068634		G1
21	RIM, L. WHEEL	42702-045-671	ZC	5068635			G1
22	RIM, R. WHEEL	42701-045-670	ZE	-----	5068634		G1
23	RIM, R. WHEEL	42701-045-671	ZC	5068635			G1
24	SEAT COMP.	77100-165-800	ZB				G12
25	SPRING, RR. CUSHION	52401-181-680	ZD				H7
26	TANK ASSY., FUEL (WL)	17500-165-980	ZC				G10

1

B 10

Z50J (Z50JIIκ) AB02-5064806~5067968

No.	MODEL		Z50JII (κ)				
	COLOR		Seychell night blue PB-186	Applicable model		Area code	Applicable address No.
	CODE			Initial applicable model	Final applicable model		
Name of colored parts	Basic part No.	PB186					
1	BODY COMP., FRAME	50100-165-980	ZA				I1
2	BRACKET, NUMBER PLATE	84701-165-660	ZB				H10
3	BRIDGE, FORK TOP	53231-165-630	ZB				F9
4	CASE, HEADLIGHT	61301-165-980	ZD				F1
5	COVER A, EX. PIPE	18240-165-600	ZA				G15
6	COVER, L. SIDE (WOL)	83640-165-000	ZN				G13
7	CUSHION ASSY., RR.	52400-181-681	ZC				H7
8	FENDER COMP., RR.	80100-165-790	ZJ				H8
9	FENDER, FR.	61100-165-000	ZJ				F13
10	FORK ASSY., RR.	52000-165-000	ZD				H6
11	FORK COMP., FR.	51510-165-980	ZA				F11
12	HUB, FR. WHEEL	44600-045-673	ZA				G1
13	HUB, RR. WHEEL	42601-120-010	ZA				G6
14	LABEL, COLOR	87565-165-780	ZA				I6
15	MARK, DRIVE CAUTION	87560-181-760	ZB				I6
16	PANEL, RR. BRAKE	43100-130-654	ZA				F15
17	PIPE, STEERING HANDLE	53100-165-980	ZA				F9
18	PROTECTOR, MUFFLER	18360-165-010	ZD				G15
19	RIM, L. WHEEL	42702-045-670	ZD				G1
20	RIM, R. WHEEL	42701-045-670	ZD				G1
21	SEAT COMP.	77100-165-800	ZA				G12
22	SPRING, RR. CUSHION	52401-181-680	ZC				H7
23	TANK SET, FUEL (WL)	17505-165-800	ZA				G10

B 11

Z50J (Z50JⅢL) AB02-5068270~5070563

No.	MODEL		Z50JⅢ①				
	COLOR		Urban green G-120	Applicable model		Area code	Applicable address No.
	CODE			Initial applicable model	Final applicable model		
Name of colored parts	Basic part No.	G120					
1	BODY COMP., FRAME	50100-165-980	ZA				I1
2	BRACKET, NUMBER PLATE	84701-165-660	ZB				H10
3	BRIDGE, FORK TOP	53231-165-630	ZB				F9
4	CASE, HEADLIGHT	61301-165-980	ZE				F1
5	COVER A, EX. PIPE	18240-165-600	ZA				G15
6	COVER, L. SIDE (WOL)	83640-165-000	ZP				G13
7	CUSHION ASSY., RR.	52400-181-681	ZC				H7
8	FENDER COMP., RR.	80100-165-790	ZJ				H8
9	FENDER, FR.	61100-165-000	ZJ				F13
10	FORK ASSY., RR.	52000-165-000	ZD				H6
11	FORK COMP., FR.	51510-165-980	ZA				F11
12	HUB, FR. WHEEL	44600-045-673	ZG				G1
13	HUB, RR. WHEEL	42601-120-010	ZG				G6
14	LABEL, COLOR	87565-181-970	ZA				I7
15	MARK, DRIVE CAUTION	87560-181-760	ZB				I6
16	PANEL, RR. BRAKE	43100-130-654	ZF				F15
17	PIPE, STEERING HANDLE	53100-165-980	ZB				F9
18	PROTECTOR, MUFFLER	18360-165-010	ZD				G15
19	RIM, L. WHEEL	42702-045-671	ZD				G1
20	RIM, R. WHEEL	42701-045-671	ZD				G1
21	SEAT COMP.	77100-165-800	ZB				G12
22	SPRING, RR. CUSHION	52401-181-680	ZC				H7
23	TANK ASSY., FUEL (WL)	17500-181-970	ZA				G10

1

B 12

Z50J (Z50JM) AB02-6000003~6002553

Z50J (Z50JM) AB02-6100001~6100601

No.	MODEL		Z50JM					Applicable address No.
	COLOR		Black NH-1	Black NH-1	Applicable model		Area code	
	CODE		NH1G	NH1	Initial applicable model	Final applicable model		
Name of colored parts	Basic part No.							
1	BODY COMP., FRAME	50100-165-980	ZC	ZB				H15
2	BRACKET, NUMBER PLATE	84701-165-660	ZB	ZB				I1
3	BRIDGE, FORK TOP	53231-165-631	ZC	ZC				H10
4	CASE, HEADLIGHT	61301-165-980	ZC	ZC				F1
5	COVER A, EX. PIPE	18240-165-600	ZD	ZD				G15
6	COVER, L. SIDE (WOL)	83640-165-000	ZA	ZA				G13
7	CUSHION ASSY., RR.	52400-181-681	ZE	ZD				H7
8	FENDER COMP., RR.	80100-165-790	ZF	ZF				H8
9	FENDER, FR.	61100-165-000	ZF	ZF				F13
10	FORK ASSY., RR.	52000-165-000	ZF	ZE				H7
11	FORK COMP., FR.	51510-165-980	ZB	ZB				F11
12	HUB, FR. WHEEL	44600-045-673	ZJ	ZF				G1
13	HUB, RR. WHEEL	42601-120-010	ZJ	ZF				G6
14	LABEL, COLOR	87565-181-960	ZA	ZB				I6
15	MARK, DRIVE CAUTION	87560-181-760	ZB	ZB				I6
16	MARK, L. FUEL TANK	87123-181-960	ZA	ZB				I9
17	MARK, R. FUEL TANK	87122-181-960	ZA	ZB				I9
18	MARK, SIDE COVER	87128-181-960	ZA	ZB				I9
19	PANEL, RR. BRAKE	43100-130-654	ZH	ZE				F15
20	PIPE, STEERING HANDLE	53100-165-980	ZA	ZA				F9
21	PROTECTOR, MUFFLER	18360-165-010	ZF	ZF				G15
22	RIM, L. WHEEL	42702-045-671	ZF	ZC				G1
23	RIM, R. WHEEL	42701-045-671	ZF	ZC				G1
24	SEAT COMP.	77100-165-800	ZB	ZB				G12
25	SPRING, RR. CUSHION	52401-181-680	ZE	ZD				H7
26	TANK ASSY., FUEL (WL)	17500-181-960	ZA	ZB				G10

B 13

Z50J (Z50JN) AB02-6300004~6304304FI

No.	MODEL		Z50JN					Applicable address No.
	COLOR		Black NH-1	Black NH-1	Applicable model		Area code	
	CODE		NH1G	NH1	Initial applicable model	Final applicable model		
	Name of colored parts	Basic part No.						
1	BODY COMP., FRAME	50100-181-950	ZA	ZB			I1	
2	BRACKET, NUMBER PLATE	84701-165-660	ZB	ZB			H10	
3	BRIDGE, FORK TOP	53231-165-631	ZC	ZC			I9	
4	CASE, HEADLIGHT	61301-165-980	ZC	ZC			F1	
5	COVER A, EX. PIPE	18240-165-600	ZD	ZD			G15	
6	COVER, L. SIDE (WOL)	83640-165-000	ZA	ZA			G13	
7	CUSHION ASSY., RR.	52400-181-681	ZE	ZF			H7	
8	FENDER COMP., RR.	80100-165-790	ZF	ZF			H8	
9	FENDER, FR.	61100-165-000	ZF	ZF			F13	
10	FORK ASSY., RR.	52000-165-000	ZF	ZE			H6	
11	FORK COMP., FR.	51510-165-980	ZB	ZB			F11	
12	HUB SET, FR. WHEEL	44650-181-405	ZA	ZB			G3	
13	HUB SET, RR. WHEEL	42650-181-405	ZA	ZB			G8	
14	LABEL, COLOR	87565-181-950	ZA	ZB			I6	
15	MARK, DRIVE CAUTION	87560-181-760	ZF	ZF			I6	
16	MARK, L. FUEL TANK	87123-181-960	ZA	ZB			I9	
17	MARK, R. FUEL TANK	87122-181-960	ZA	ZB			I9	
18	MARK, SIDE COVER	87128-181-960	ZA	ZB			I9	
19	PANEL, RR. BRAKE	43100-130-654	ZH	ZE			F15	
20	PIPE, STEERING HANDLE	53100-165-980	ZA	ZA			F9	
21	PROTECTOR, MUFFLER	18360-165-010	ZJ	ZJ			G15	
22	RIM, L. WHEEL	42702-045-671	ZF	ZC			G3	
23	RIM, R. WHEEL	42701-045-671	ZF	ZC			G3	
24	SEAT COMP.	77100-165-800	ZB	ZB			G12	
25	SPRING, RR. CUSHION	52401-181-680	ZE	ZD			H7	
26	TANK ASSY., FUEL (WL)	17500-181-960	ZA	ZB			G10	

1

B 14

Z50J (Z50Jn) AB02-6301729~6302762DK

No.	MODEL		Z50JN				Applicable address No.
	COLOR		Candy imperial blue-U PB-118C-U	Applicable model		Area code	
	CODE			Initial applicable model	Final applicable model		
	Name of colored parts	Basic part No.	PB118				
1	BODY COMP., FRAME	50100-181-920	ZA				I1
2	BRIDGE, FORK TOP	53231-165-640	ZA				F10
3	CASE, HEADLIGHT	61301-165-670	ZF				F3
4	COVER A, EX. PIPE	18240-165-600	ZA				G15
5	COVER SET, L. SIDE (WL)	83600-181-920	ZB				G13
6	FENDER COMP., RR.	80100-165-710	ZD				H8
7	FENDER, FR.	61100-165-710	ZD				F13
8	FORK ASSY., RR.	52000-165-000	ZA				H6
9	FORK COMP., FR.	51510-165-640	ZF				F11
10	HUB SET, FR. WHEEL	44650-181-405	ZC				G3
11	HUB SET, RR. WHEEL	42650-181-405	ZC				G8
12	LABEL B, CAUTION	87507-181-880	ZB				I7
13	LABEL, COLOR	87565-181-920	ZA				I7
14	MARK, DRIVE CAUTION	87560-375-680	ZF				I7
15	MARK, L. FUEL TANK	87123-181-920	ZA				I10
16	MARK, R. FUEL TANK	87122-181-920	ZA				I10
17	MARK, SIDE COVER	87128-181-920	ZA				I10
18	PANEL, RR. BRAKE	43100-130-654	ZB				F15
19	PROTECTOR, MUFFLER	18360-165-010	ZG				G15
20	RIM, L. WHEEL	42702-045-671	ZA				G3
21	RIM, R. WHEEL	42701-045-671	ZA				G3
22	TANK ASSY., FUEL (WL)	17500-181-920	ZB				G10

B 15

Z50J (Z50Jp) AB02-6400001~DK

No.	MODEL		Z50JP			Applicable address No.
	COLOR		Candy imperial blue-U PB-118C-U	Applicable model		
	CODE			Initial applicable model	Final applicable model	
	Name of colored parts	Basic part No.	PB118			
1	BODY COMP., FRAME	50100-181-920	ZA			I1
2	BRIDGE, FORK TOP	53231-165-640	ZA			F10
3	CASE, HEADLIGHT	61301-165-670	ZF			F3
4	COVER A, EX. PIPE	18240-165-600	ZA			G15
5	COVER SET, L. SIDE (WL)	83600-181-920	ZB			G13
6	FENDER COMP., RR.	80100-165-710	ZD			H8
7	FENDER, FR.	61100-165-710	ZD			F13
8	FORK SET, FR.	51110-165-305	ZA			F11
9	HUB SET, FR. WHEEL	44650-181-405	ZC			G3
10	HUB SET, RR. WHEEL	42650-181-405	ZC			G8
11	LABEL B, CAUTION	87507-181-880	ZB			I7
12	LABEL, COLOR	87565-181-930	ZA			I7
13	MARK L. FUEL TANK	87123-181-920	ZA			I10
14	MARK R. FUEL TANK	87122-181-920	ZA			I10
15	MARK, DRIVE CAUTION	87560-375-680	ZF			I7
16	MARK, SIDE COVER	87128-181-920	ZA			I10
17	PANEL, RR. BRAKE	43100-130-654	ZB			F15,G4
18	PROTECTOR, MUFFLER	18360-165-010	ZG			G15
19	RIM, L. WHEEL	42702-045-671	ZA			G3,G8
20	RIM, R. WHEEL	42701-045-671	ZA			G3,G8
21	SWINGARM ASSY.	52000-165-000	ZA			H6
22	TANK ASSY., FUEL (WL)	17500-181-920	ZB			G10

1

B 16

Z50J (Z50Jr) AB02 *TK000001~FI

No.	MODEL		Z50JT				Applicable address No.
	COLOR		Black NH-1	Black NH-1	Applicable model		
	CODE		NH1G	NH1	Initial applicable model	Final applicable model	
	Name of colored parts	Basic part No.					
1	BODY COMP., FRAME	50100-181-950	ZC	ZB			I1
2	BRACKET, NUMBER PLATE	84701-165-660	ZB	ZB			H10
3	BRIDGE, FORK TOP	53231-165-631	ZC	ZC			F9
4	CASE, HEADLIGHT	61301-165-980	ZC	ZC			F1
5	COVER A, EX. PIPE	18240-165-600	ZD	ZD			G15
6	COVER, L. SIDE (WOL)	83640-165-000	ZA	ZA			G13
7	CUSHION ASSY., RR.	52400-181-681	ZG	ZF			H7
8	FENDER COMP., RR.	80100-165-790	ZF	ZF			H8
9	FENDER, FR.	61100-165-000	ZF	ZF			F13
10	FORK ASSY., RR.	52000-165-000	ZA	ZE			H6
11	FORK SET, FR.	51110-181-305	ZA	ZA			F11
12	HUB SET, FR. WHEEL	44650-181-405	ZC	ZC			G3
13	HUB SET, RR. WHEEL	42650-181-405	ZC	ZC			G8
14	LABEL, COLOR	87565-165-800	ZA	ZB			I6
15	MARK, DRIVE CAUTION	87560-GAN-850	ZC	ZC			I6
16	MARK, L. FUEL TANK	87123-181-960	ZA	ZB			I9
17	MARK, R. FUEL TANK	87122-181-960	ZA	ZB			I9
18	MARK, SIDE COVER	87128-181-960	ZA	ZB			I9
19	PANEL, RR. BRAKE	43100-130-654	ZB	ZB			F15,G4
20	PIPE, STEERING HANDLE	53100-165-980	ZA	ZA			F9
21	PROTECTOR, MUFFLER	18360-165-010	ZJ	ZJ			G15
22	RIM, L. WHEEL	42702-045-671	ZA	ZA			G3,G8
23	RIM, R. WHEEL	42701-045-671	ZA	ZA			G3,G8
24	SEAT COMP.	77100-165-800	ZB	ZB			G12
25	TANK ASSY., FUEL (WL)	17500-181-960	ZE	ZF			G10

16. Fuel Hose, General Purpose Hoses and Vinyl Hose

- The standard part fuel hose, general purpose hose and vinyl hose may be substituted by the coiled bulk part.
- When ordering the standard part fuel hose, general purpose hose and vinyl hose use the bulk part number written in the parts catalog in brackets () underneath the part name, or use the catalog below.

(The bulk part standard length is 1 m, however, those displayed in the catalog < > are available in 3 m and 8 m lengths.)

- When exchanging the hose, cut and use at the specified length as mentioned in the part name.

(For the method of cutting the bulk part, and method of filling out orders etc., please refer to the service manual and the instructions issued with the bulk part.)

- The list below is a catalog of the standard part numbers and bulk part numbers. Note that those numbers are applicable to the listed replacement parts only.

Fuel Hose			
Standard part Number	Bulk part Number	Bulk part	
		Inside Diameter (mm)	Length (m)
95001-30XXX-2X	95001-30001-20M	3.0	1
95001-30XXX-3X	95001-30001-30M	3.0	1
95001-30XXX-4X	95001-30001-40M	3.0	1
95001-35XXX-2X	95001-35001-50M	3.5	1
95001-35XXX-5X	<95001-35003-50M>	3.5	3
95001-35XXX-3X	95001-35001-60M	3.5	1
95001-35XXX-4X	<95001-35003-60M>	3.5	3
95001-35XXX-6X			
95001-45XXX-2X	95001-45001-50M	4.5	1
95001-45XXX-5X	<95001-45003-50M>	4.5	3
95001-45XXX-3X	95001-45001-60M	4.5	1
95001-45XXX-4X	<95001-45003-60M>	4.5	3
95001-45XXX-6X	<95001-45008-60M>	4.5	8
95001-55XXX-2X	95001-55001-50M	5.5	1
95001-55XXX-5X	<95001-55003-50M>	5.5	3
	<95001-55008-50M>	5.5	8
95001-55XXX-3X	95001-55001-60M	5.5	1
95001-55XXX-4X	<95001-55003-60M>	5.5	3
95001-55XXX-6X	<95001-55008-60M>	5.5	8
95001-75XXX-2X	95001-75001-50M	7.5	1
95001-75XXX-5X	<95001-75003-50M>	7.5	3
95001-75XXX-3X	95001-75001-60M	7.5	1
95001-75XXX-4X	<95001-75003-60M>	7.5	3
95001-75XXX-6X	<95001-75008-60M>	7.5	8
95001-80XXX-2X	95001-80001-50M	8.0	1
95001-80XXX-5X			
95001-80XXX-3X	95001-80001-60M	8.0	1
95001-80XXX-4X			
95001-80XXX-6X			

General Purpose Hose			
Standard part Number	Bulk part Number	Bulk part	
		Inside Diameter (mm)	Length (m)
95005-30XXX-3X	95005-30001-30M	3.0	1
95005-30XXX-5X	95005-30001-50M	3.0	1
95005-35XXX-1X	95005-35001-10M	3.5	1
95005-35XXX-4X	<95005-35003-10M>	3.5	3
	<95005-35008-10M>	3.5	8
95005-35XXX-2X	95005-35001-20M	3.5	1
95005-35XXX-3X	95005-35001-30M	3.5	1
95005-35XXX-5X	95005-35001-50M	3.5	1
95005-45XXX-1X	95005-45001-10M	4.5	1
95005-45XXX-4X	<95005-45003-10M>	4.5	3
	<95005-45008-10M>	4.5	8
95005-45XXX-2X	95005-45001-20M	4.5	1
95005-45XXX-3X	95005-45001-30M	4.5	1
95005-45XXX-5X	95005-45001-50M	4.5	1
95005-50XXX-3X	95005-50001-30M	5.0	1
	<95005-50003-30M>	5.0	3
95005-50XXX-5X	95005-50001-50M	5.0	1
95005-55XXX-1X	95005-55001-10M	5.3	1
95005-55XXX-4X	<95005-55003-10M>	5.3	3
	<95005-55008-10M>	5.3	8
95005-55XXX-2X	95005-55001-20M	5.3	1
	<95005-55003-20M>	5.3	3
95005-65XXX-1X	95005-65001-10M	6.5	1
	<95005-65003-10M>	6.5	3
95005-65XXX-2X	95005-65001-20M	6.5	1
95005-70XXX-3X	95005-70001-30M	7.0	1
	<95005-70003-30M>	7.0	3
95005-70XXX-5X	95005-70001-50M	7.0	1

General Purpose Hose			
Standard part Number	Bulk part Number	Bulk part	
		Inside Diameter (mm)	Length (m)
95005-75XXX-1X	95005-75001-10M	7.3	1
	<95005-75003-10M>	7.3	3
95005-75XXX-2X	95005-75001-20M	7.3	1
95005-80XXX-1X	95005-80001-10M	8.0	1
	<95005-80003-10M>	8.0	3
95005-80XXX-2X	95005-80001-20M	8.0	1
95005-80XXX-3X	95005-80001-30M	8.0	1
95005-80XXX-5X	95005-80001-50M	8.0	1
95005-11XXX-3X	95005-11001-30M	11.0	1
95005-11XXX-5X	95005-11001-50M	11.0	1
95005-12XXX-1X	95005-12001-10M	12.0	1
	<95005-12003-10M>	12.0	3
95005-12XXX-2X	95005-12001-20M	12.0	1
95005-12XXX-3X	95005-12001-30M	12.0	1
95005-12XXX-5X	95005-12001-50M	12.0	1
95005-91XXX-3X	95005-91001-30M	12.0	1
95005-91XXX-5X	95005-91001-50M	12.0	1
95005-92XXX-3X	95005-92001-30M	12.0	1
95005-92XXX-5X	95005-92001-50M	12.0	1
95005-14XXX-1X	95005-14001-10M	14.0	1
95005-14XXX-2X	95005-14001-20M	14.0	1
	<95005-14003-20M>	14.0	3
95005-14XXX-3X	95005-14001-30M	14.0	1
95005-14XXX-5X	95005-14001-50M	14.0	1
95005-17XXX-1X	95005-17001-10M	17.0	1
95005-17XXX-2X	95005-17001-20M	17.0	1
95005-17XXX-3X	95005-17001-30M	17.0	1
95005-17XXX-5X	95005-17001-50M	17.0	1

Vinyl Hose				
Standard part Number	Bulk part Number	Bulk part		
		Inside Diameter (mm)	Outside Diameter (mm)	Length (m)
95003-01XXX-3X 95003-01XXX-60	95003-01001-60M < 95003-01003-60M >	2.9 2.9	6.8 6.8	1 3
95003-03XXX-3X 95003-03XXX-60	95003-03001-60M < 95003-03003-60M >	3.0 3.0	6.0 6.0	1 3
95003-05XXX-3X 95003-05XXX-60	95003-05001-60M < 95003-05003-60M > < 95003-05008-60M >	3.5 3.5 3.5	6.5 6.5 6.5	1 3 8
95003-07XXX-1X 95003-07XXX-20	95003-07001-10M < 95003-07003-10M >	4.0 4.0	7.0 7.0	1 3
95003-07XXX-3X 95003-07XXX-60	95003-07001-60M < 95003-07003-60M > < 95003-07008-60M >	4.0 4.0 4.0	7.0 7.0 7.0	1 3 8
95003-07XXX-7X	95003-07001-70M < 95003-07003-70M > < 95003-07008-70M >	4.0 4.0 4.0	7.0 7.0 7.0	1 3 8
95003-08XXX-1X	95003-08001-10M < 95003-08003-10M > < 95003-08008-10M >	4.5 4.5 4.5	6.5 6.5 6.5	1 3 8
95003-09XXX-3X 95003-09XXX-60	95003-09001-60M < 95003-09003-60M >	4.5 4.5	8.0 8.0	1 3
95003-12XXX-1X 95003-12XXX-20	95003-12001-10M < 95003-12003-10M > < 95003-12008-10M >	5.0 5.0 5.0	7.0 7.0 7.0	1 3 8
95003-10XXX-1X 95003-10XXX-20	95003-10001-10M < 95003-10003-10M >	5.0 5.0	8.0 8.0	1 3
95003-10XXX-3X 95003-10XXX-60	95003-10001-60M < 95003-10003-60M >	5.0 5.0	8.0 8.0	1 3
95003-11XXX-3X 95003-11XXX-60	95003-11001-60M < 95003-11003-60M > < 95003-11008-60M >	5.0 5.0 5.0	9.0 9.0 9.0	1 3 8
95003-14XXX-1X 95003-14XXX-20	95003-14001-10M < 95003-14003-10M >	6.0 6.0	9.0 9.0	1 3
95003-14XXX-3X	95003-14001-60M < 95003-14003-60M >	6.0 6.0	9.0 9.0	1 3
95003-17XXX-1X	95003-17001-10M < 95003-17003-10M >	7.0 7.0	9.0 9.0	1 3
95003-19XXX-1X 95003-19XXX-20	95003-19001-10M < 95003-19003-10M > < 95003-19008-10M >	7.0 7.0 7.0	11.0 11.0 11.0	1 3 8
95003-19XXX-3X 95003-19XXX-60	95003-19001-60M < 95003-19003-60M > < 95003-19008-60M >	7.0 7.0 7.0	11.0 11.0 11.0	1 3 8
95003-21XXX-1X 95003-21XXX-20	95003-21001-10M < 95003-21003-10M >	8.0 8.0	9.0 9.0	1 3
95003-23XXX-1X 95003-23XXX-20	95003-23001-10M < 95003-23003-10M >	8.0 8.0	12.0 12.0	1 3

Vinyl Hose				
Standard part Number	Bulk part Number	Bulk part		
		Inside Diameter (mm)	Outside Diameter (mm)	Length (m)
95003-23XXX-3X 95003-23XXX-60	95003-23001-60M < 95003-23003-60M > < 95003-23008-60M >	8.0 8.0 8.0	12.0 12.0 12.0	1 3 8
95003-25XXX-1X 95003-25XXX-20	95003-25001-10M < 95003-25003-10M >	9.0 9.0	11.0 11.0	1 3
95003-25XXX-3X	95003-25001-60M < 95003-25003-60M >	9.0 9.0	11.0 11.0	1 3
95003-25XXX-7X	95003-25001-70M < 95003-25003-70M >	9.0 9.0	11.0 11.0	1 3
95003-27XXX-1X 95003-27XXX-20	95003-27001-10M < 95003-27003-10M >	9.0 9.0	13.0 13.0	1 3
95003-27XXX-3X 95003-27XXX-60	95003-27001-60M < 95003-27003-60M >	9.0 9.0	13.0 13.0	1 3
95003-33XXX-1X 95003-33XXX-20	95003-33001-10M < 95003-33003-10M >	10.0 10.0	14.0 14.0	1 3
95003-36XXX-1X 95003-36XXX-20	95003-36001-10M < 95003-36003-10M > < 95003-36008-10M >	11.0 11.0 11.0	13.0 13.0 13.0	1 3 8
95003-37XXX-3X 95003-37XXX-60	95003-37001-60M < 95003-37003-60M >	11.0 11.0	15.0 15.0	1 3
95003-38XXX-1X 95003-38XXX-20	95003-38001-10M < 95003-38003-10M >	12.0 12.0	13.0 13.0	1 3
95003-39XXX-1X 95003-39XXX-20	95003-39001-10M < 95003-39003-10M >	12.0 12.0	14.0 14.0	1 3
95003-40XXX-20	95003-40001-10M < 95003-40003-10M >	12.0 12.0	16.0 16.0	1 3
95003-40XXX-3X 95003-40XXX-60	95003-40001-60M < 95003-40003-60M >	12.0 12.0	16.0 16.0	1 3
95003-43XXX-1X 95003-43XXX-20	95003-43001-10M < 95003-43003-10M > < 95003-43008-10M >	13.0 13.0 13.0	15.0 15.0 15.0	1 3 8
95003-45XXX-1X 95003-45XXX-20	95003-45001-10M < 95003-45003-10M > < 95003-45008-10M >	14.0 14.0 14.0	18.0 18.0 18.0	1 3 8
95003-50XXX-1X 95003-50XXX-20	95003-50001-10M < 95003-50003-10M >	16.0 16.0	19.0 19.0	1 3
95003-50XXX-3X	95003-50001-60M < 95003-50003-60M >	16.0 16.0	19.0 19.0	1 3
95003-55XXX-1X 95003-55XXX-20	95003-55001-10M < 95003-55003-10M >	17.5 17.5	20.5 20.5	1 3
95003-60XXX-1X 95003-60XXX-20	95003-60001-10M < 95003-60003-10M >	22.0 22.0	27.0 27.0	1 3
95003-60XXX-3X 95003-60XXX-60	95003-60001-60M < 95003-60003-60M >	22.0 22.0	27.0 27.0	1 3

NOTE: X is displayed to represent the omitted numerals and letters of the Roman alphabet.

© CAUTION: It is DANGEROUS to confuse the fuel hose with the general purpose hose or vinyl hose.

Never use a general purpose hose or vinyl hose in place of a fuel hose or vice versa. Always use the correct bulk part in the parts list, according to the service manual or the instructions issued with the bulk part.



17. Bulk part number of fuel hose, general purpose hose and vinyl hose.

Example: 9 5 0 0 1 - 7 5 0 0 1 - 5 0 M

Bulk Part Number : Refers to the bulk part.

Marking Code (hose type) : (fuel hose and general purpose hose)

Change code (for added hose) : (Vinyl hose)

• Indicates number mark or change sequence, however, the code for the bulk part must be strictly 0 (zero).

Types of Code :

- Fuel Hose
 - 5 : Black inside braid
 - 2 : Red outside braid (3 mm inside dia. only)
 - 6 : Black
 - 3 : Red (3 mm inside dia. only)
 - 4 : Ash gray with red stripe (3 mm inside dia. only)

- General Hose 1 : Ash gray
- 2 : Ash gray
- 3 : Black
- 5 : Black

- Vinyl hose 1 : Clear
- 2 : Black
- 3 : Light red
- 7 : Pale black
- 6 : Light red

Lengths : 001 : 1 m (standard)
003 : 3 m
008 : 8 m

I.D code : (fuel hose and general purpose hose)

- 30 : 3.0 mm
- 35 : 3.5 mm
- 45 : 4.5 mm
- 50 : 5.0 mm
- 55 : 5.3 mm, 5.5 mm
- 65 : 6.5 mm
- 70 : 7.0 mm
- 75 : 7.3 mm, 7.5 mm
- 80 : 8.0 mm
- 11 : 11 mm
- 91 : 12 (outside dia. 15) mm
- 92 : 12 (outside dia. 16) mm
- 12 : 12 (outside dia. 17) mm
- 14 : 14 mm
- 17 : 17 mm

ID./OD. code : (vinyl hose)

- 01 : ID. 2.9, OD. 6.8 mm
- 03 : ID. 3.0, OD. 6.0 mm
- 05 : ID. 3.5, OD. 6.5 mm
- 07 : ID. 4.0, OD. 7.0 mm
- 08 : ID. 4.5, OD. 6.5 mm
- 09 : ID. 4.5, OD. 8.0 mm
- 10 : ID. 5.0, OD. 8.0 mm
- 11 : ID. 5.0, OD. 9.0 mm
- 14 : ID. 6.0, OD. 9.0 mm
- 17 : ID. 7.0, OD. 9.0 mm
- 19 : ID. 7.0, OD. 11.0 mm
- 21 : ID. 8.0, OD. 9.0 mm
- 23 : ID. 8.0, OD. 12.0 mm
- 25 : ID. 9.0, OD. 11.0 mm
- 27 : ID. 9.0, OD. 13.0 mm
- 33 : ID. 10.0, OD. 14.0 mm
- 36 : ID. 11.0, OD. 13.0 mm
- 37 : ID. 11.0, OD. 15.0 mm
- 14 : ID. 6.0, OD. 9.0 mm
- 17 : ID. 7.0, OD. 9.0 mm
- 19 : ID. 7.0, OD. 11.0 mm
- 21 : ID. 8.0, OD. 9.0 mm
- 23 : ID. 8.0, OD. 12.0 mm
- 25 : ID. 9.0, OD. 11.0 mm
- 27 : ID. 9.0, OD. 13.0 mm
- 33 : ID. 10.0, OD. 14.0 mm
- 36 : ID. 11.0, OD. 13.0 mm
- 37 : ID. 11.0, OD. 15.0 mm
- 38 : ID. 12.0, OD. 13.0 mm
- 39 : ID. 12.0, OD. 14.0 mm
- 40 : ID. 12.0, OD. 16.0 mm
- 43 : ID. 13.0, OD. 15.0 mm
- 45 : ID. 14.0, OD. 18.0 mm
- 50 : ID. 16.0, OD. 19.0 mm
- 55 : ID. 17.5, OD. 20.5 mm
- 60 : ID. 22.0, OD. 27.0 mm

Hose Type : 1 : Fuel Hose
5 : General Hose
3 : Vinyl hose

III. How to use the flat rate time (F.R.T.)

This F.R.T. (Flat Rate Time) is used to determine the standard labor time allowed for replacement of parts covered by the warranty during the period the warranty is in effect. The F.R.T. for those parts which are not listed herein should be determined from the operation closely related to the replacement of that part.

1. The F.R.T. is based on the following servicing conditions

- A liberal allowance is added to the net servicing time.
- Standard times specified are based on the condition that the necessary servicing tools listed in the service manual (motorcycle) which describes the HONDA service policy are available close at hand and the work performed by a mechanic with normal skill.
- Time required for inspection and operational test following the servicing is included in the F.R.T.

2. Method of computing

The job times are listed in tenth of an hour to simplify computation.

- (Example) 0.3 = 18 minutes
5.6 = 5 hours and 36 minutes

CONVERSION CHART			
Hours	Minutes	Hours	Minutes
0.1	6	0.6	36
0.2	12	0.7	42
0.3	18	0.8	48
0.4	24	0.9	54
0.5	30	1.0	60

3. Computing the F.R.T.

When several jobs are performed at the same time, make the calculation in the following manner.

a. Jobs of non duplicated nature

The F.R.T. for the job is obtained by totalling the F.R.T. for each part replaced.
(Example) Replacement of cylinder and clutch spring.

Service item	F.R.T.
Cylinder	1.4
Clutch spring	0.9

The F.R.T. for the job is: $1.4 + 0.9 = 2.3$

b. Jobs of duplicated nature

Take the F.R.T. for the last part to be replaced.

(Example) Replacement of piston and cylinder head gasket.

Service item	F.R.T.
Cylinder head gasket	1.1
Piston	1.5

The F.R.T. for the job is: 1.5

c. Jobs of partially related nature

Total up the F.R.T. for all of the parts replaced and then subtract the F.R.T. for the duplicated operation.

(Example) Replacement of gearshift drum and crankshaft assembly.

Service item	F.R.T.
Gearshift drum	*3.6
Crankshaft	*3.8
Crankcase disassembly	*3.4

The F.R.T. for the job is: $(3.6 + 3.8) - 3.4 = 4.0$

Crankcase disassembly is the duplicated operations.

- The F.R.T. shown with (*) includes engine removal and installation.

C 5

4. Operations other than replacing parts

a. Removal and installation

No.	Service item	F. R.T.
1	Engine	1.2
2	Cylinder head	1.1
3	Carburetor	0.3

b. Adjustment, measurement and cleaning

Engine

No.	Service item	F. R.T.
1	Ignition timing-inspection	0.2
2	Spark plug-adjustment and cleaning	0.1
3	Tappet adjustment	0.3
4	Carburetor idle-adjustment	0.1
5	Engine oil-inspection (excluding oil change)	0.1
6	Clutch-adjustment	0.1
7	Cleaner element-cleaning	0.2
8	Compression-pressure measurement	0.1
9	Battery-checking of electrolyte level and gravity	0.1
10	Carburetor-float level measurement	0.4
11	Oil filter cleaning	0.6
12	Throttle operation-adjustment	0.1

Frame

No.	Service item	F. R.T.
1	Front brake-adjustment	0.1
2	Rear brake-adjustment	0.1
3	Brake-operation test	0.1
4	Headlight-aimings	0.1
5	Drive chain (includes tension adjustment however, does not include sprocket)	0.1

c. Overhaul

No.	Service item	F. R.T.
1	Carburetor	0.5

● This parts catalogue is compiled as of March 20, 1996.

December 10, 1988
HONDA MOTOR CO., LTD.

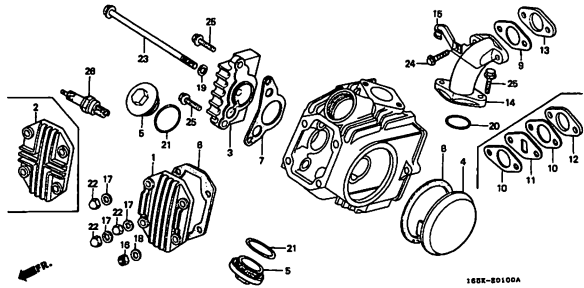
C 6

ENGINE GROUP

• Ref. No. on the index illustration may be different from that in the text.

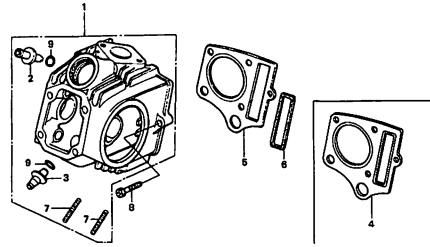
E-1

D1



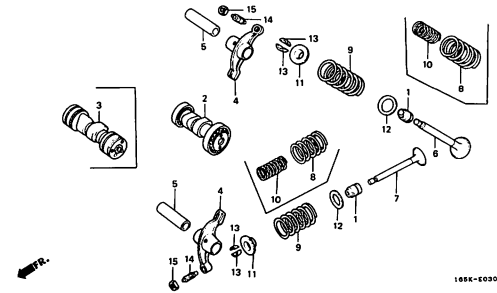
E-2

D4



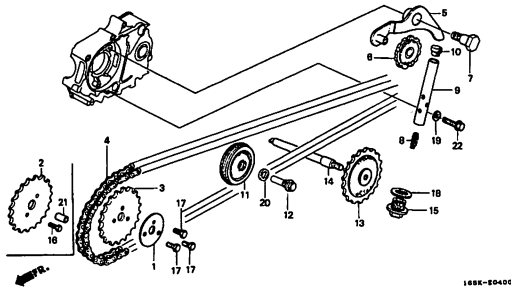
E-3

D5



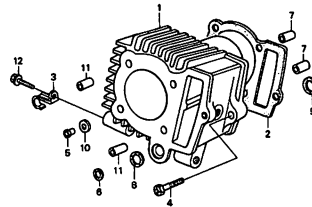
E-4

D6



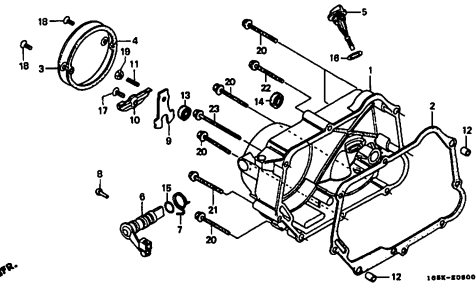
E-5

D8



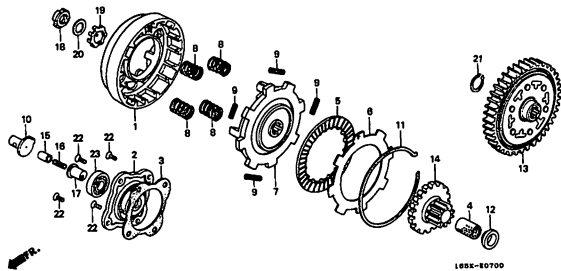
E-6

D9



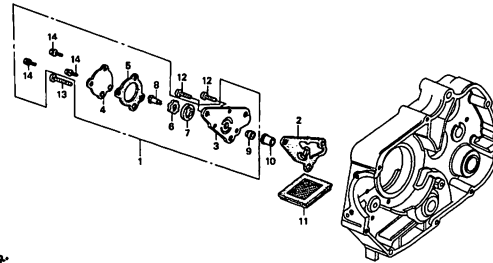
E-7

D11



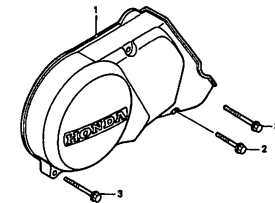
E-8

D13



E-9

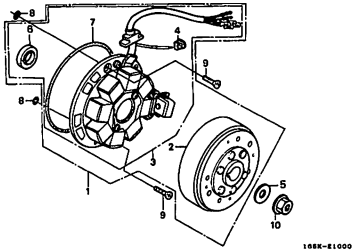
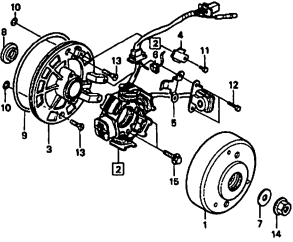
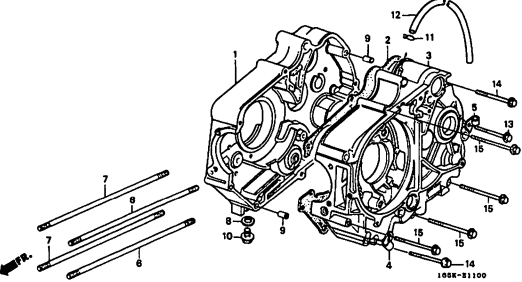
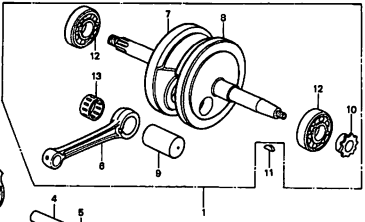
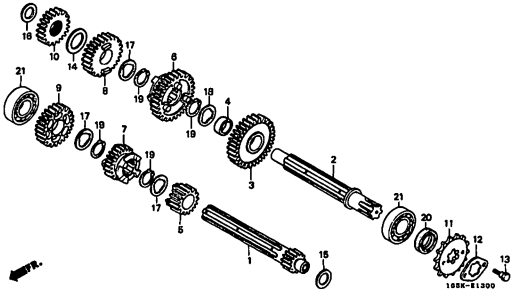
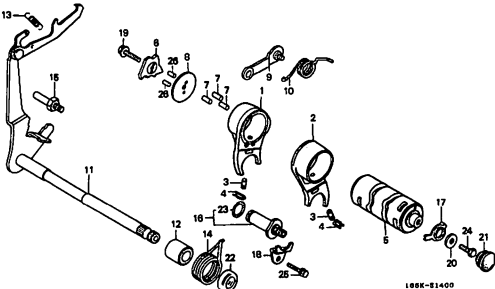
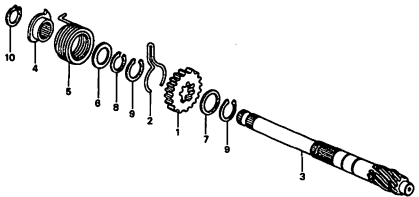
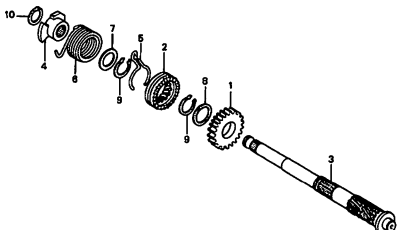
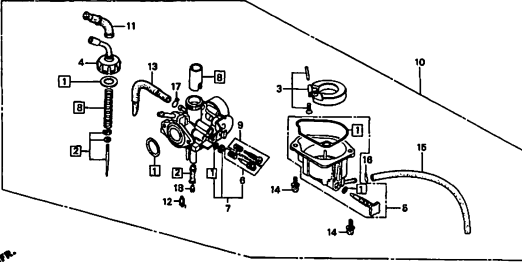
D14



C 7

ENGINE GROUP

• Ref. No. on the index illustration may be different from that in the text.

<p>E-10</p> <p>D15</p>	<p>E-10-1</p> <p>D16</p>	<p>E-11</p> <p>E1</p>
 <p>108K-E1000</p>	 <p>108K-E1001</p>	 <p>108K-E1100</p>
<p>E-12</p> <p>E2</p>	<p>E-13</p> <p>E4</p>	<p>E-14</p> <p>E6</p>
 <p>108K-E1200</p>	 <p>108K-E1300</p>	 <p>108K-E1400</p>
<p>E-15</p> <p>E8</p>	<p>E-15-1</p> <p>E9</p>	<p>E-16</p> <p>E10</p>
 <p>108K-E1500</p>	 <p>108K-E1501</p>	 <p>108K-E1600</p>



ENGINE GROUP

• Ref. No. on the index illustration may be different from that in the text.

EOP-1	EOP-2	E 15

2

C 9

FRAME GROUP

• Ref. No. on the index illustration may be different from that in the text.

<p>F-1</p> <p>F1</p>	<p>F-1-1</p> <p>F3</p>	<p>F-2</p> <p>F5</p>
<p>108K-F0100A</p>	<p>108K-F0101A</p>	<p>108K-F0200A</p>
<p>F-3</p> <p>F6</p>	<p>F-3-1</p> <p>F8</p>	<p>F-4</p> <p>F9</p>
<p>108K-F0300</p>	<p>108K-F0301A</p>	<p>108K-F0400A</p>
<p>F-4-1</p> <p>F10</p>	<p>F-5</p> <p>F11</p>	<p>F-6</p> <p>F13</p>
<p>108K-F0401</p>	<p>108K-F0500</p>	<p>108K-F0600</p>

C 10

FRAME GROUP

• Ref. No. on the index illustration may be different from that in the text.

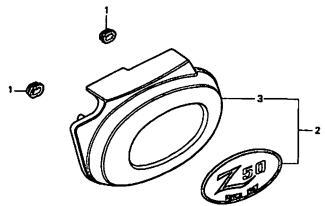
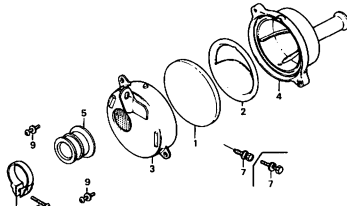
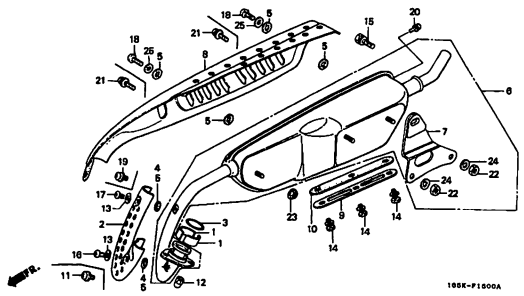
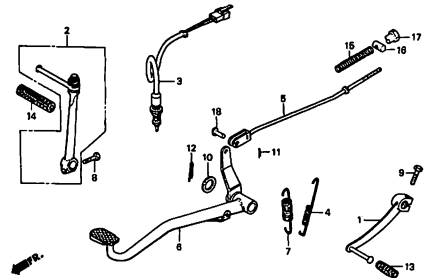
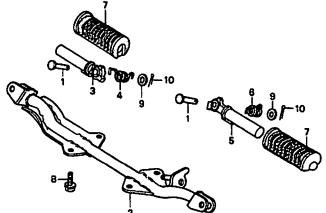
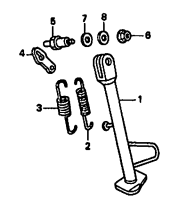
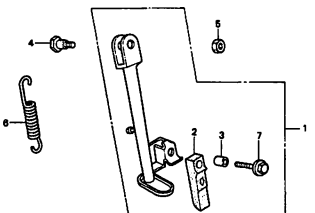
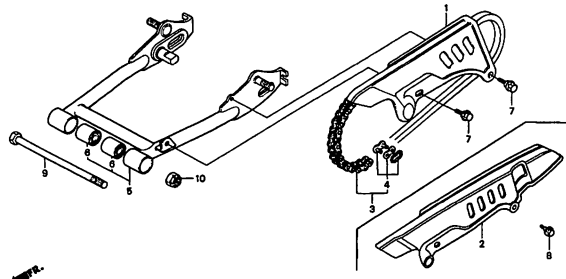
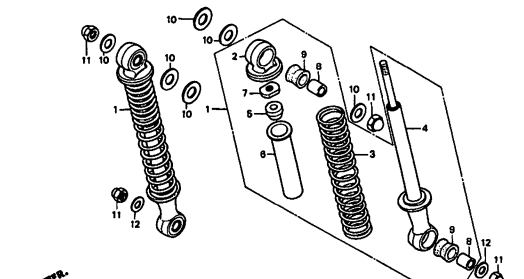
<p>F-7</p>	<p>F-8</p>	<p>F-9</p>
<p>F14</p>	<p>F15</p>	<p>G1</p>
<p>F-9-1</p>	<p>F-10</p>	<p>F-11</p>
<p>G3</p>	<p>G4</p>	<p>G6</p>
<p>F-11-1</p>	<p>F-12</p>	<p>F-13</p>
<p>G8</p>	<p>G10</p>	<p>G12</p>

3

C 11

FRAME GROUP

• Ref. No. on the index illustration may be different from that in the text.

F-14	G13	F-15	G14	F-16	G15
 <p>108K-F1400A</p>	 <p>108K-F1500</p>	 <p>108K-F1600A</p>			
F-17	H2	F-18	H3	F-19	H4
 <p>108K-F1700A</p>	 <p>108K-F1800</p>	 <p>108K-F1900</p>			
F-19-1	H5	F-20	H6	F-21	H7
 <p>108K-F1901</p>	 <p>108K-F2000A</p>	 <p>108K-F2100</p>			

C 12

FRAME GROUP

• Ref. No. on the index illustration may be different from that in the text.

<p>F-22 H8</p>	<p>F-23 H9</p>	<p>F-24 H10</p>
<p>F-24-1 H12</p>	<p>F-25 H13</p>	<p>F-25-1 H14</p>
<p>F-26 H15</p>	<p>F-26-1 H16</p>	<p>F-27 I1</p>

3

C 13

FRAME GROUP

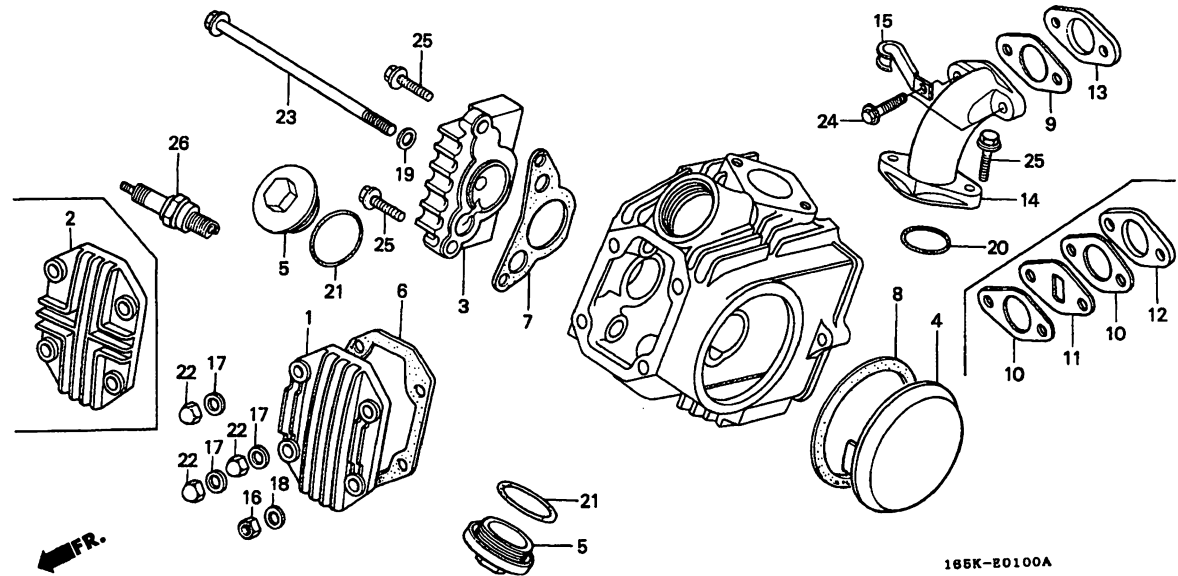
• Ref. No. on the index illustration may be different from that in the text.

<p>F-28 13</p> <p>168K-F2800</p>	<p>F-28-1 14</p> <p>168K-F2801</p>	<p>F-29 15</p> <p>168K-F2900</p>
<p>F-30 16</p> <p>168K-F3000 A</p>	<p>F-30-1 17</p> <p>168K-F3001</p>	<p>F-31 18</p> <p>168K-F3100</p>
<p>F-31-1 19</p> <p>168K-F3101</p>	<p>F-31-2 110</p> <p>168K-F3102</p>	

D 1

E - 1

Cylinder head cover



165K-20100A

165KE0100A

Service item	F.R.T.	Ref. No.	Part No.	Description	Reqd.No.							Serial No.	Area code
					Z50								
					JK	J2K	J3L	JM	JN	JP	JT		
COVER, CYLINDER HEAD.....	0.3	1	12301-035-000	COVER, CYLINDER HEAD.....	1	1	1	1	1	-	1	-----	FI
COVER, R. CYLINDER HEAD SIDE... .PIPE, IN.	0.2	2	12301-086-000	COVER, CYLINDER HEAD.....	-	-	-	-	1	1	-	-----	DK
COVER, L. CYLINDER HEAD SIDE... .PLUG, SPARK	0.1	3	12331-GB2-710	COVER, R. CYLINDER HEAD SIDE..	1	1	1	-	-	-	-	-----	
			12331-GB0-910	COVER, R. CYLINDER HEAD SIDE..	-	-	-	1	1	1	1	-----	
		4	12341-035-000	COVER, L. CYLINDER HEAD SIDE..	1	1	1	-	-	-	-	-----	
			12341-065-920	COVER, L. CYLINDER HEAD SIDE..	-	-	-	1	1	1	1	-----	
		5	12361-035-000	CAP, TAPPET ADJUSTING HOLE....	2	2	2	2	2	2	2	-----	
		6	12391-GB2-003	GASKET, CYLINDER HEAD COVER (NIPPON LEAKLESS)	1	1	1	1	-	-	-	-----	2005463 DK
		*	12391-GW8-680	GASKET, CYLINDER HEAD COVER...	-	-	-	-	1	-	-	2005464	----- DK
					-	-	-	-	1	1	-	-----	FI
					-	-	-	-	-	1	-	-----	
		7	12394-GB4-680	GASKET, R. CYLINDER HEAD SIDE COVER	1	1	1	1	-	-	-	-----	2005463 DK
		*	12394-GW8-680	GASKET, R. CYLINDER HEAD SIDE COVER	-	-	-	-	1	-	-	2005464	----- DK
					-	-	-	-	1	1	-	-----	FI
					-	-	-	-	-	1	-	-----	
		8	12395-GB2-003	GASKET, L. CYLINDER HEAD SIDE COVER (NIPPON LEAKLESS)	1	1	1	1	-	-	-	-----	2005463 DK
		*	12395-GW8-680	GASKET, L. CYLINDER HEAD SIDE COVER	-	-	-	-	1	-	-	2005464	----- DK
					-	-	-	-	1	1	-	-----	FI
					-	-	-	-	-	1	-	-----	

1996.03.20

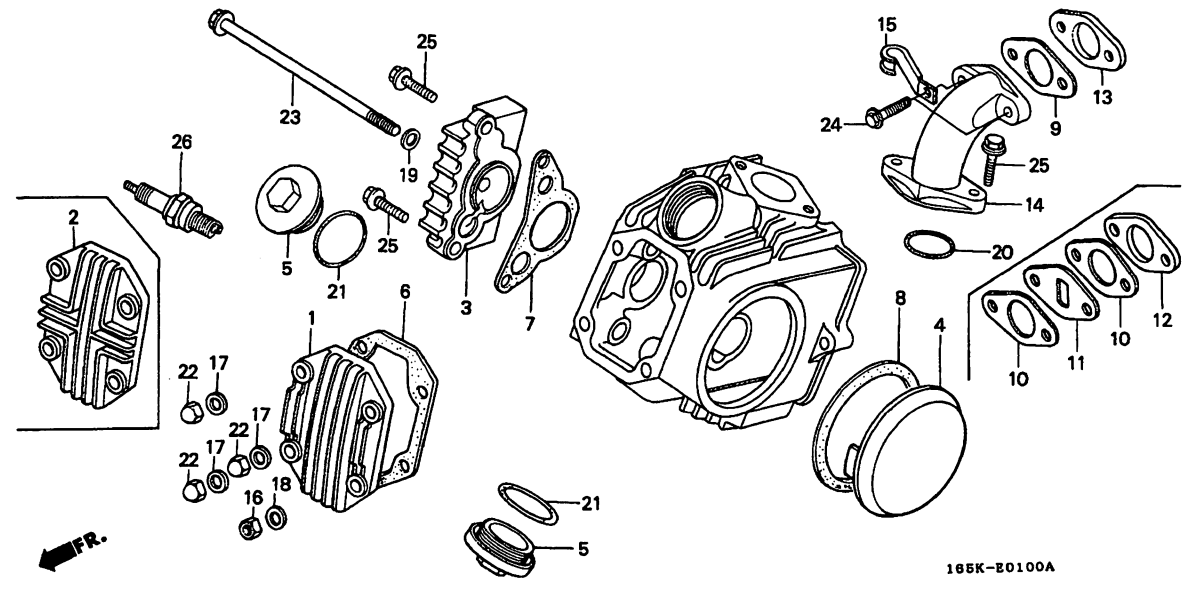
E

D1

D 2

E - 1

Cylinder head cover



165K-E0100A

165KE0100A

Service Item	F.R.T.	Ref. No.	Part No.	Description	Reqd. No.								Serial No.	Area code
					Z 50									
					JK	J2K	J3L	JM	JN	JP	JT			
		9	16201-045-720	GASKET, INSULATOR.....	1	1	1	1	-	-	-			
*			16201-165-950	GASKET, CARBURETOR.....	-	-	-	-	1	-	-	2005463	DK	
*	10		16201-165-950	GASKET, CARBURETOR.....	-	-	-	-	-	1	-	2005464	DK	
					-	-	-	-	-	-	2		FI	
					-	-	-	-	2	2	-		FI	
		11	16205-165-950	PLATE, CARBURETOR INSULATOR...	-	-	-	-	1	-	1		FI	
		12	16211-165-951	INSULATOR, CARBURETOR.....	-	-	-	-	1	-	1		FI	
		13	16211-165-981	INSULATOR, CARBURETOR.....	1	1	1	1	-	-	-			
			16211-165-000	INSULATOR, CARBURETOR.....	-	-	-	-	1	-	-		DK	
*			16211-165-010	INSULATOR, CARBURETOR.....	-	-	-	-	-	1	-			
		14	17111-165-730	PIPE, IN.....	1	1	1	1	1	-	1		FI	
			17111-165-620	PIPE, IN.....	-	-	-	-	-	1	1		DK	
		15	32907-402-000	CLIP, HIGH TENSION CORD.....	1	1	1	1	1	-	1		FI	
		16	90230-087-000	NUT, HEX., 6MM.....	1	1	1	1	1	1	1			
		17	90442-035-000	WASHER, SEALING, 6MM.....	3	3	3	3	3	3	3			
		18	90443-035-000	WASHER A, SEALING, 6MM.....	1	1	1	1	1	1	1			
		19	90461-357-000	WASHER, SEALING, 6.5X12.....	1	1	1	1	1	1	2			
		20	91301-GK4-871	O-RING, 27X2.0.....	1	1	1	1	1	1	1			
		21	91302-001-020	O-RING, 30.8MM.....	2	2	2	2	2	2	2			
		22	94021-06200-0S	NUT, CAP, 6MM.....	3	3	3	3	3	3	3			
		23	95701-06110-00	BOLT, FLANGE, 6X110.....	1	1	1	1	1	1	1			
*			90001-6Z9-000	BOLT, FLANGE, 6X26.5.....	-	-	-	-	2	-	-	2005464	DK	
					-	-	-	-	-	2	2			

1996.03.20

E

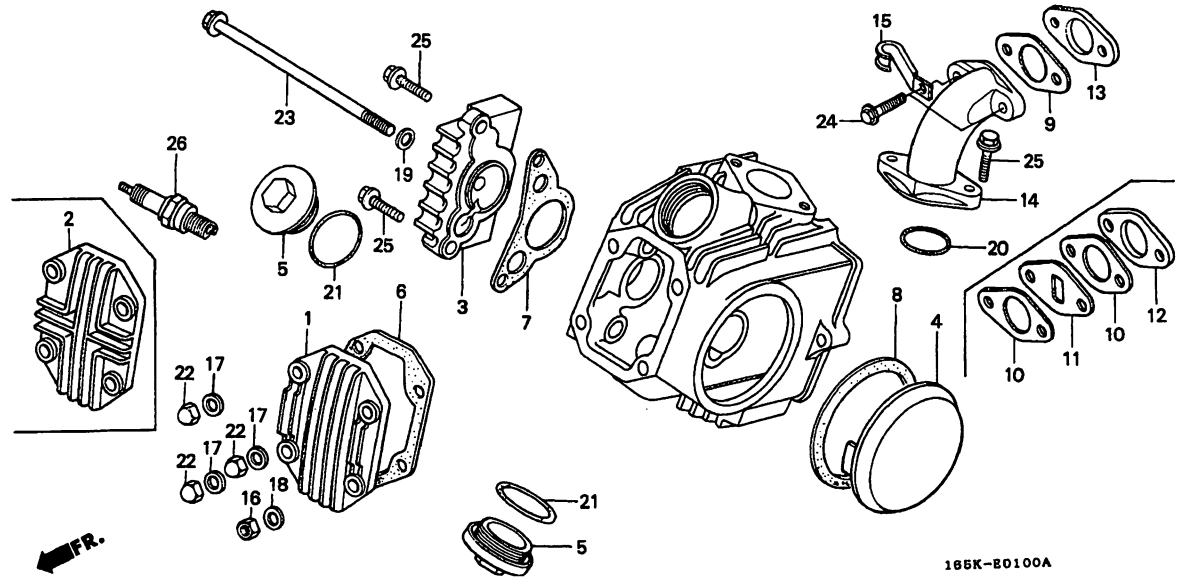
D2

2

D 3

E - 1

Cylinder head cover



Service item

F.R.T.

Ref. Part No.

Description

Reqd. No.
Z50

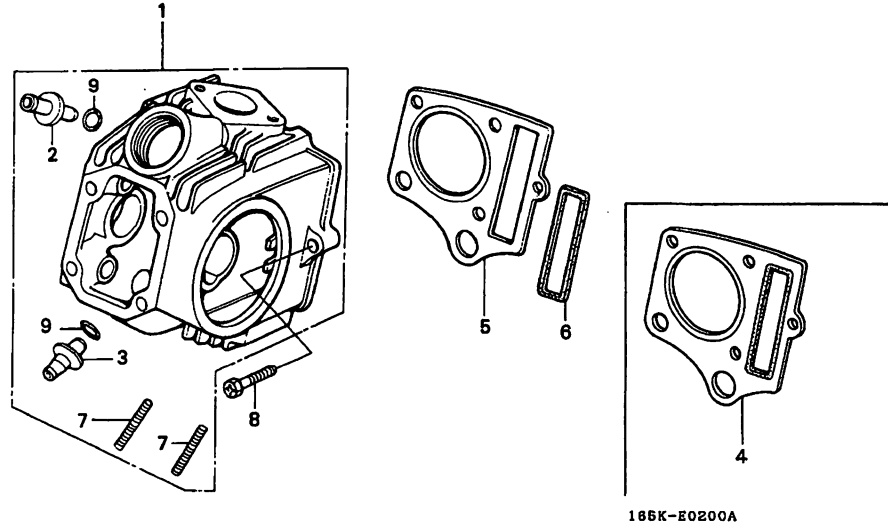
Serial No. Area code

Ref. No.	Part No.	Description	Reqd. No.							Serial No.	Area code
			JK	J2K	J3L	JM	JN	JP	JT		
24)	96001-06025-00	BOLT, FLANGE, 6X25.....	2	2	2	2	2	-	-	-----	FI
25	96001-06025-00	BOLT, FLANGE, 6X25.....	4	4	-	-	-	-	-	-----	2005463 DK
	96001-06020-00	BOLT, FLANGE, 6X20.....	-	-	4	4	4	4	4	-----	
26	98056-56717	PLUG, SPARK (C-6HA) (NGK).....	1	1	1	1	-	-	-	-----	
	98056-56718	PLUG, SPARK (CR6HSA) (NGK).....	-	-	-	-	1	1	1	-----	
	98056-55718	PLUG, SPARK (CR5HSA) (NGK).....	-	-	-	-	(1)	(1)	-	-----	DK
	98056-57718	PLUG, SPARK (CR7HSA) (NGK).....	-	-	-	-	(1)	(1)	-	-----	DK
	98056-56727	PLUG, SPARK (U20FS-U) (ND).....	1	1	1	1	-	-	-	-----	
	98056-56726	PLUG, SPARK (U20FSR-U) (ND).....	-	-	-	-	1	1	1	-----	
	98056-55726	PLUG, SPARK (U16FSR-U) (ND).....	-	-	-	-	(1)	(1)	-	-----	DK
	98056-57726	PLUG, SPARK (U22FSR-U) (ND).....	-	-	-	-	(1)	(1)	-	-----	DK

D 4

E - 2

Cylinder head



FR.

165K-E0200A

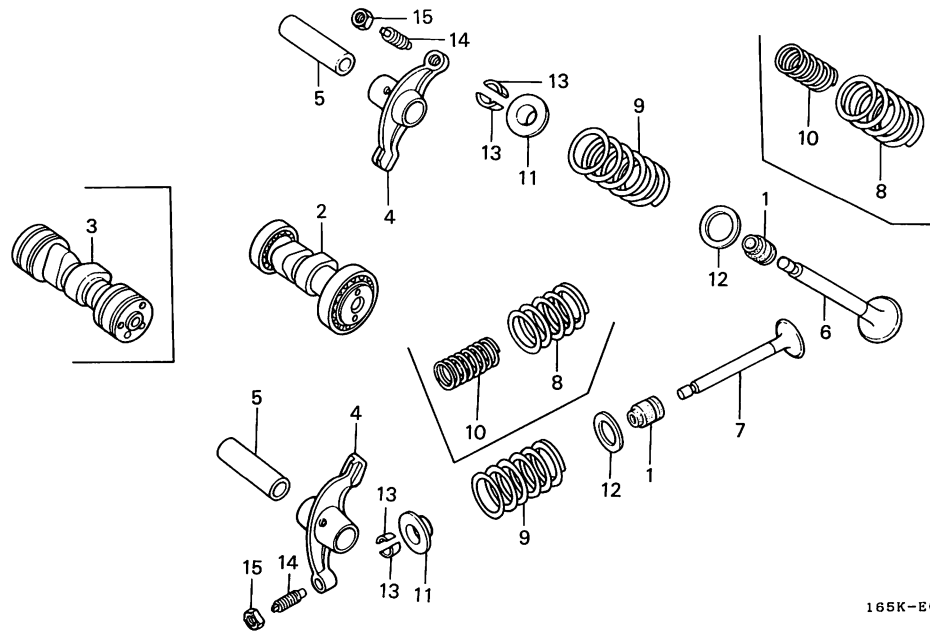
165KE0200A

Service Item	F.R.T.	Ref. No.	Part No.	Description	Reqd. No.								Serial No.	Area code
					Z50									
					JK	J2K	J3L	JM	JN	JP	JT			
HEAD COMP., CYLINDER.....	1.8	1	12200-165-621	HEAD COMP., CYLINDER.....	1	1	1	-	-	-	-			
.GUIDE, VALVE			12200-GK4-761	HEAD COMP., CYLINDER.....	-	-	-	1	1	1	1			
(INC. REAMING)		2	12237-GB4-305	GUIDE, IN. VALVE.....	1	1	1	-	-	-	-			
(ADD 0.3 FOR EACH.)			12237-GK4-305	GUIDE, IN. VALVE.....	-	-	-	1	1	1	1			
(EXC. VALVE REFACING)		3	12245-GB4-305	GUIDE, EX. VALVE.....	1	1	1	-	-	-	-			
(ADD MORE 0.2 IF PERFORMED.)			12245-GK4-305	GUIDE, EX. VALVE.....	-	-	-	1	1	1	1			
GASKET ASSY., CYLINDER HEAD....	1.1	4	12250-GB2-000	GASKET ASSY., CYLINDER HEAD...	-	-	-	1	-	-	-			
BOLT, STUD, 6X32.....	0.3		12250-GW8-680	GASKET ASSY., CYLINDER HEAD...	-	-	-	-	1	-	-	-----	2005463 DK	
(ADD 0.1 FOR EACH.)			12251-GB2-000	GASKET, CYLINDER HEAD.....	1	1	1	1	-	-	-	-----	6408405 FI	
		*	12251-GBJ-003	GASKET, CYLINDER HEAD.....	-	-	-	-	1	-	-	2005464	----- DK	
					-	-	-	-	1	-	-	6408406	----- FI	
					-	-	-	-	-	1	1			
		6	12255-GB0-911	SEAL, CAM CHAIN CHAMBER.....	1	1	1	1	-	-	-			
		7	90033-041-020	BOLT, STUD, 6X32.....	2	2	2	2	2	2	2			
		8	90082-035-010	BOLT, 6MM.....	1	1	1	1	1	1	2			
		9	91305-028-158	O-RING, 9X1.6.....	2	2	2	2	2	2	2			

D 5

E - 3

Camshaft·Valve



165K-E0300

165KE0300

Service item	F.R.T.	Ref. No.	Part No.	Description	Reqd. No.							Serial No.	Area code
					Z50								
					JK	J2K	J3L	JM	JN	JP	JT		
CAMSHAFT COMP.....	0.6	1	12209-GB4-681	SEAL, VALVE STEM (NOK).....	2	2	2	2	2	2	2		
CAMSHAFT.....	1.0		12209-GB4-682	SEAL, VALVE STEM (ARAI).....	2	2	2	2	2	2			
ARM, VALVE ROCKER.....	1.3	2	14100-065-920	CAMSHAFT COMP.....	-	-	-	1	1	1	1		
(SAME TIME FOR TWO UNITS)		3	14101-165-620	CAMSHAFT.....	1	1	1	-	-	-	-		
VALVE.....	1.5	4	14431-035-020	ARM, VALVE ROCKER.....	2	2	2	-	-	-	-		
(ADD 0.2 FOR EACH.)			14431-GK4-760	ARM, VALVE ROCKER.....	-	-	-	2	2	2	2		
(INC. REFACING)		5	14451-035-000	SHAFT, VALVE ROCKER ARM.....	2	2	2	2	2	2	2		
(EXC. VALVE GUIDE REPLACEMENT)													
SPRING, VALVE.....	1.4	6	14711-GK4-003	VALVE, IN.....	1	1	1	-	-	-	-		
(ADD 0.1 FOR EACH.)			14711-GK4-013	VALVE, IN.....	-	-	-	1	1	1	1		
(INC. RELATIVE PART)		7	14721-GK4-600	VALVE, EX.....	1	1	1	-	-	-	-		
			14721-GK4-601	VALVE, EX.....	-	-	-	1	1	1	1		
		8	14751-GE0-003	SPRING, VALVE OUTER (NIPPON HATSUJO)	2	2	2	-	-	-	-		
			14751-GE0-004	SPRING, VALVE OUTER (CHUO HATSUJO)	2	2	2	-	-	-	-		
		9	14751-GK4-761	SPRING, VALVE (NIPPON HATSUJO)	-	-	-	2	2	2	2		
			14751-GK4-762	SPRING, VALVE (CHUO HATSUJO)..	-	-	-	2	2	2	2		
		10	14761-GE0-003	SPRING, VALVE INNER (NIPPON HATSUJO)	2	2	2	-	-	-	-		
			14761-GE0-004	SPRING, VALVE INNER (CHUO HATSUJO)	2	2	2	-	-	-	-		
		11	14771-GB4-680	RETAINER, VALVE SPRING.....	2	2	2	2	2	2	2		
		12	14775-MA6-000	SEAT, VALVE SPRING OUTER.....	2	2	2	2	2	2	2		
		13	14781-MA6-000	COTTER, VALVE.....	4	4	4	4	4	4	4		
		14	90012-333-000	SCREW, TAPPET ADJUSTING.....	2	2	2	2	2	2	2		
		15	90206-001-000	NUT, TAPPET ADJUSTING.....	2	2	2	2	2	2	2		

1996.03.20

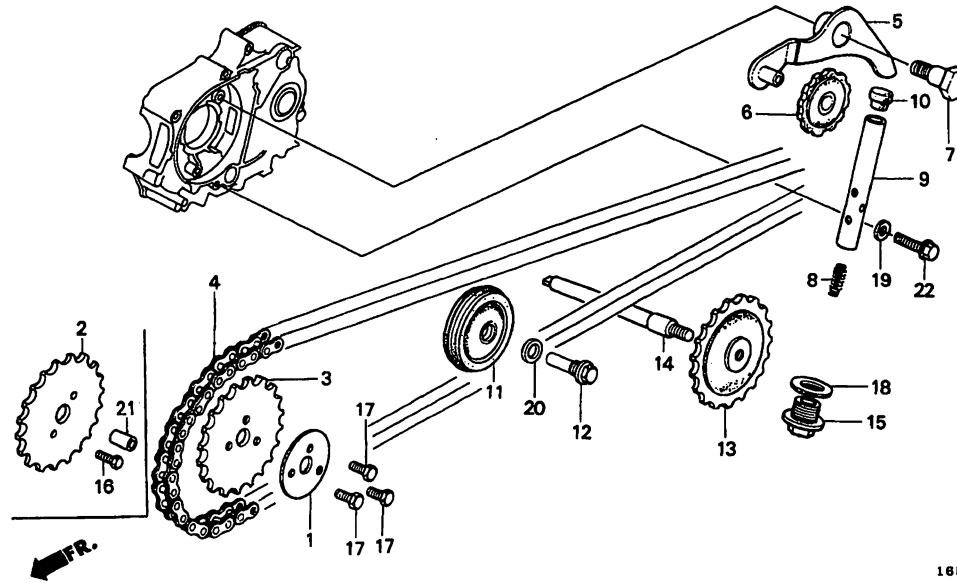
E

D5

D 6

E - 4

Cam chain•Tensioner



165K-E0400

165KE0400

Service item	F.R.T.	Ref. No.	Part No.	Description	Reqd. No.							Serial No.	Area code
					Z50								
					JK	J2K	J3L	JM	JN	JP	JT		
SPROCKET, CAM.....	0.4	1	14105-957-000	WASHER, CAMSHAFT.....	1	1	1	-	-	-	-		
ARM COMP., CAM CHAIN TENSIONER		2	14321-GB6-910	SPROCKET, CAM (28T).....	-	-	-	1	-	-	-	2004439	DK
ROLLER, CAM CHAIN TENSIONER					-	-	-	1	-	-	-	6407925	FI
CHAIN, CAM.....	1.6	*	14321-GB6-911	SPROCKET, CAM (28T).....	-	-	-	1	-	-	-	2004440	DK
ROD COMP., CAM CHAIN TENSIONER					-	-	-	1	-	-	-	6407926	FI
PUSH.	0.3				-	-	-	-	1	1	-		
(INC. RELATIVE PART)													
ROLLER COMP., CAM CHAIN GUIDE..	1.2	3	14321-035-010	SPROCKET, CAM (28T).....	1	1	1	-	-	-	-		
SPROCKET, CAM CHAIN GUIDE.....	1.3	4	14401-035-003	CHAIN, CAM (DAIDO)(82L).....	1	1	1	1	1	1	1		
SPINDLE, CAM CHAIN GUIDE		5	14500-035-020	ARM COMP., CAM CHAIN TENSIONER	1	1	1	1	1	1	1		
SPROCKET													
			6	14502-086-000	ROLLER, CAM CHAIN TENSIONER...	1	1	1	1	1	1		
			7	14531-035-000	PIVOT, CAM CHAIN TENSIONER....	1	1	1	1	1	1		
			8	14541-GB4-680	SPRING, CAM CHAIN TENSIONER...	1	1	1	1	-	-	2001909	DK
					-	-	-	1	-	-	-	6407625	FI
		*	14541-GB4-681	SPRING, CAM CHAIN TENSIONER...	-	-	-	1	-	-	-	2001910	DK
					-	-	-	1	-	-	-	6407626	FI
					-	-	-	-	1	1	-		
		9	14550-GB0-910	ROD COMP., CAM CHAIN TENSIONER	1	1	1	1	-	-	-	2001909	DK
PUSH					-	-	-	1	-	-	-	6407625	FI
		*	14550-GB0-911	ROD COMP., CAM CHAIN TENSIONER	-	-	-	1	-	-	-	2001910	DK
PUSH					-	-	-	1	-	-	-	6407626	FI
		10	14566-086-030	HEAD, CAM CHAIN TENSIONER	1	1	1	1	1	1	1		
PUSH													
ROD					1	1	1	1	1	1	1		

1996.03.20

E

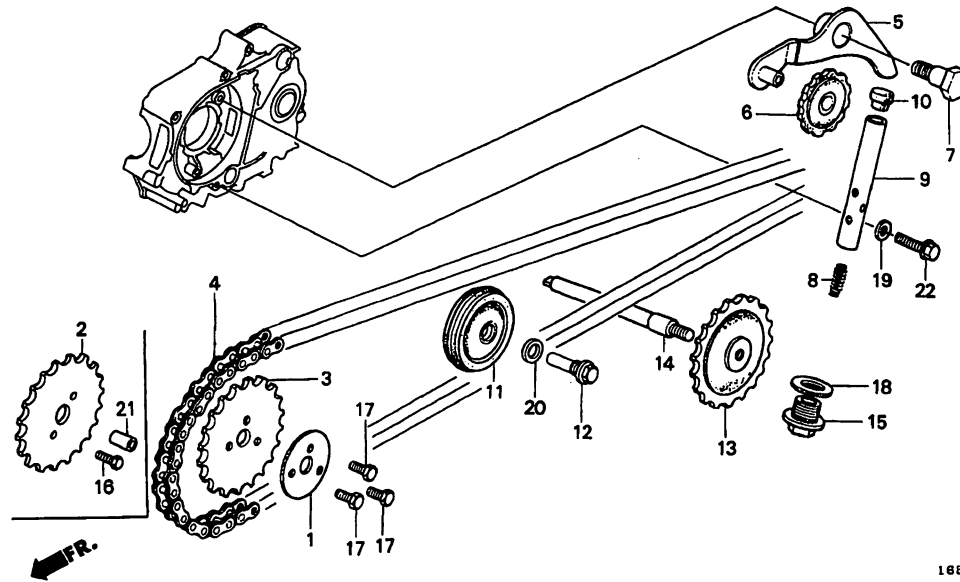
D6

2

D 7

E - 4

Cam chain • Tensioner



185K-E0400

185KE0400

Service item	F.R.T.	Ref. No.	Part No.	Description	Reqd. No.								Serial No.	Area code
					Z50									
					JK	J2K	J3L	JM	JN	JP	JT			
		11	14610-086-003	ROLLER COMP., CAM CHAIN GUIDE.	1	1	1	1	-	-	-			
		*	14610-086-013	ROLLER COMP., CAM CHAIN GUIDE.	-	-	-	-	1	-	-	-----	2001909 DK	
					-	-	-	-	1	-	-	-----	6407625 FI	
					-	-	-	-	1	-	-	2001910	----- DK	
					-	-	-	-	1	-	-	6407626	----- FI	
					-	-	-	-	1	1	1			
		12	14615-035-000	PIN, CAM CHAIN GUIDE ROLLER...	1	1	1	1	-	-	-			
			14615-035-010	PIN, CAM CHAIN GUIDE ROLLER...	-	-	-	-	1	1	1			
		13	14670-035-030	SPROCKET, CAM CHAIN GUIDE (25T)	1	1	1	1	1	1	1			
		14	14675-178-000	SPINDLE, CAM CHAIN GUIDE SPROCKET	1	1	1	1	1	1	1			
		15	90081-035-000	BOLT, SEALING, 14MM.....	1	1	1	1	1	1	1			
		16	90083-GB6-911	BOLT, KNOCK, 5MM.....	-	-	-	2	2	2	2			
		17	90083-035-010	BOLT, KNOCK, 5MM.....	3	3	3	-	-	-	-			
		18	90441-035-000	WASHER, SEALING, 14MM.....	1	1	1	1	1	1	1			
		19	90461-357-000	WASHER, SEALING, 6.5X12.....	1	1	1	1	1	1	1			
		20	90481-035-000	WASHER, 8MM.....	1	1	1	1	1	1	1			
		21	90702-GB6-910	PIN, DOWEL, 8X12.....	-	-	-	1	1	1	1			
		22	95701-06018-00	BOLT, FLANGE, 6X18.....	1	1	1	1	1	1	1			

1996.03.20

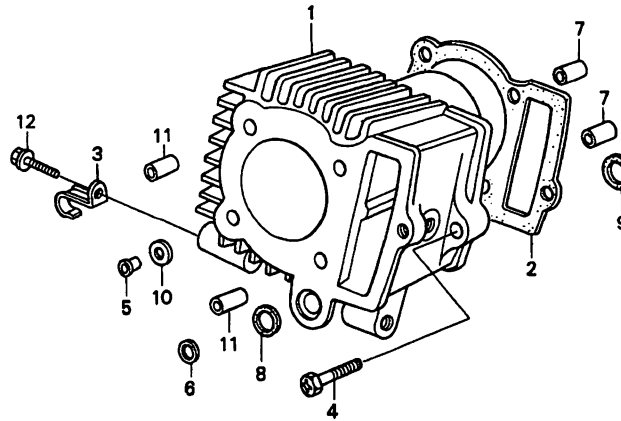
E

D7

D 8

E - 5

Cylinder



166K-B0600

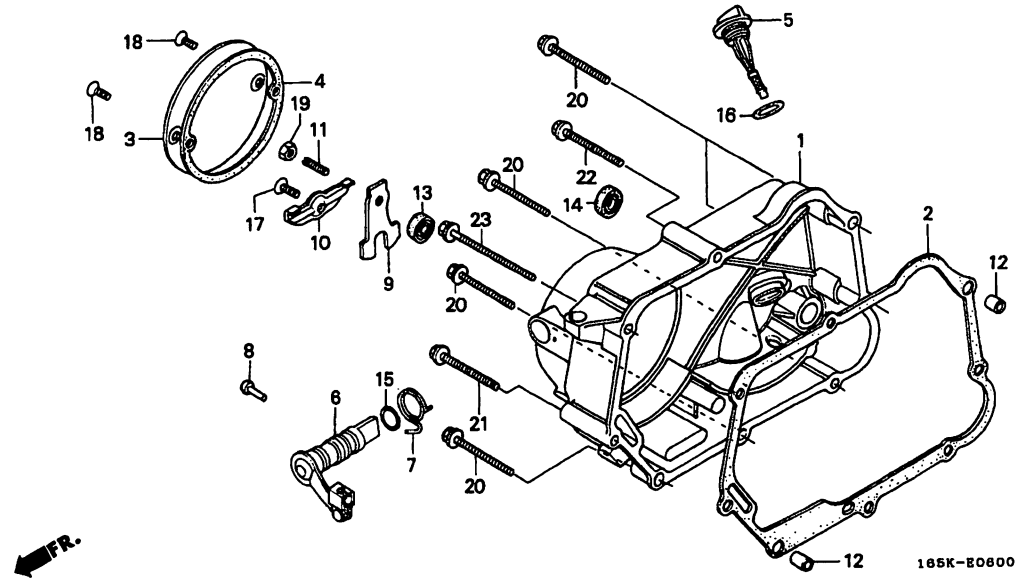
165KE0500

Service item	F.R.T.	Ref. No.	Part No.	Description	Reqd. No.								Serial No.	Area code
					Z50									
					JK	J2K	J3L	JM	JN	JP	JT			
CYLINDER COMP.....	1.4	1	12101-GB2-000	CYLINDER COMP.....	1	1	1	1	1	1	1			
GASKET, CYLINDER.....	1.3	2	12191-GB2-004	GASKET, CYLINDER (NIPPON LEAKLESS)	1	1	1	1	-	-	-			
		*	12191-GW8-681	GASKET, CYLINDER.....	-	-	-	-	1	-	-	2005464	2005463 DK	
					-	-	-	-	1	-	-		DK	
					-	-	-	-	1	1	-		FI	
		3	32906-061-000	CLIP, HIGH TENSION CORD.....	1	1	1	1	1	-	1		FI	
		4	90082-035-010	BOLT, 6MM.....	1	1	1	1	1	1	1			
		5	90602-GB0-911	COLLAR, 9.5MM.....	1	1	1	1	1	-	-		FI	
					-	-	-	-	1	-	-	2207370	DK	
		6	90603-GB0-911	COLLAR, 14.8MM.....	1	1	1	1	1	1	1			
		7	90702-GB6-910	PIN, DOWEL, 8X12.....	2	2	2	2	2	2	2			
		8	91301-GB0-911	O-RING, 14.5MM.....	1	1	1	1	1	1	1			
		9	91303-035-000	PACKING, RUBBER, 16MM.....	1	1	1	1	1	1	1			
		10	91306-141-000	GASKET, RUBBER, 9MM.....	1	1	1	1	1	-	-			
		11	94301-08140	PIN, DOWEL, 8X14.....	2	2	2	2	2	2	2			
		12	96001-06020-00	BOLT, FLANGE, 6X20.....	1	1	1	1	1	-	1		FI	

D 9

E - 6

Right crankcase cover



165K-E0600

Service item	F.R.T.	Ref. No.	Part No.	Description	Reqd. No.							Serial No.	Area code
					Z50								
					JK	J2K	J3L	JM	JN	JP	JT		
COVER COMP., R. CRANKCASE.....	0.8	1	11330-118-670	COVER COMP., R. CRANKCASE.....	1	1	1	1	-	-	-		
GASKET, R. CRANKCASE COVER.....	0.6		11330-165-870	COVER COMP., R. CRANKCASE.....	-	-	-	-	1	1	-	-----	DK
.OIL SEAL, 13.8X24X5			11330-165-950	COVER COMP., R. CRANKCASE.....	-	-	-	-	1	-	-	-----	FI
COVER, CLUTCH.....	0.1	*	11330-165-951	COVER COMP., R. CRANKCASE.....	-	-	-	-	-	-	1		
LEVER COMP., CLUTCH.....	0.3	2	11394-035-010	GASKET, R. CRANKCASE COVER....	1	1	1	1	-	-	-		
(INC. RELATIVE PART)									1	-	-	-----	2005463 DK
		*	11394-GW8-680	GASKET, R. CRANKCASE COVER....	-	-	-	-	1	-	-	2005464	----- DK
					-	-	-	-	1	-	1	-----	FI
									-	1	-		
		3	11651-035-010	COVER, CLUTCH.....	1	1	1	1	1	1	1	-----	FI
			11651-165-870	COVER, CLUTCH.....	-	-	-	-	1	1	-	-----	DK
		4	11655-035-010	GASKET, CLUTCH COVER.....	1	1	1	1	-	-	-		
					-	-	-	-	1	-	-	-----	2005463 DK
		*	11655-165-950	GASKET, CLUTCH COVER.....	-	-	-	-	1	-	-	2005464	----- DK
					-	-	-	-	1	-	1	-----	FI
									-	1	-		
		5	15650-141-000	GAUGE, OIL LEVEL.....	1	1	1	1	1	1	1	-----	FI
			15650-098-730	GAUGE, OIL LEVEL.....	-	-	-	-	1	1	-	-----	DK
		6	22810-036-010	LEVER COMP., CLUTCH.....	1	1	1	1	1	1	1		
		7	22815-035-010	SPRING, CLUTCH LEVER.....	1	1	1	1	1	1	1		
		8	22816-035-000	PIN, CLUTCH LEVER STOPPER....	1	1	1	1	1	1	1		
		9	22835-035-000	PLATE, CLUTCH LIFTER.....	1	1	1	1	1	1	1		
		10	22839-035-000	PLATE, LIFTER SETTING.....	1	1	1	1	1	1	1		
		11	22846-035-000	BOLT, CLUTCH ADJUSTING.....	1	1	1	1	1	1	1		
		12	90702-GB6-910	PIN, DOWEL, 8X12.....	2	2	2	2	2	2	2		
		13	91201-035-015	OIL SEAL, 12X21X4 (ARAI).....	1	1	1	1	1	1	1		
		14	91202-302-010	OIL SEAL, 13.8X24X5.....	1	1	1	1	1	1	1		

1996.03.20

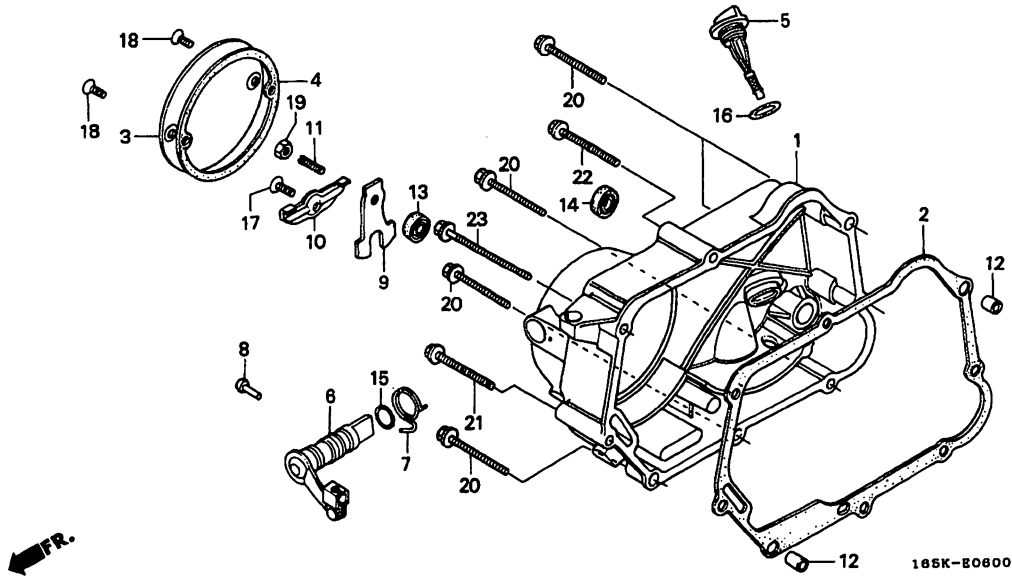
E

D9

D 10

E - 6

Right crankcase cover



165K80800

Service item	F.R.T.	Ref. No.	Part No.	Description	Reqd. No.							Serial No.	Area code
					Z50								
					JK	J2K	J3L	JM	JN	JP	JT		
		15	91304-035-000	O-RING, 14X1.5.....	1	1	1	1	1	1	1		
		16	91307-035-000	O-RING, 18X3.....	1	1	1	1	1	1	1		
		17	93600-06016-0A	SCREW, FLAT, 6X16.....	1	1	1	1	1	1	1		
		18	93700-05012-0A	SCREW, OVAL, 5X12.....	2	2	2	2	2	2	2		
		19	94002-06000-0S	NUT, HEX., 6MM.....	1	1	1	1	1	1	1		
		20	96001-06040-00	BOLT, FLANGE, 6X40.....	5	5	5	5	5	5	5		
		21	96001-06055-00	BOLT, FLANGE, 6X55.....	1	1	1	1	1	1	1		
		22	96001-06065-00	BOLT, FLANGE, 6X65.....	1	1	1	1	1	1	1		
		23	96001-06100-00	BOLT, FLANGE, 6X100.....	1	1	1	1	1	1	1		

1996.03.20

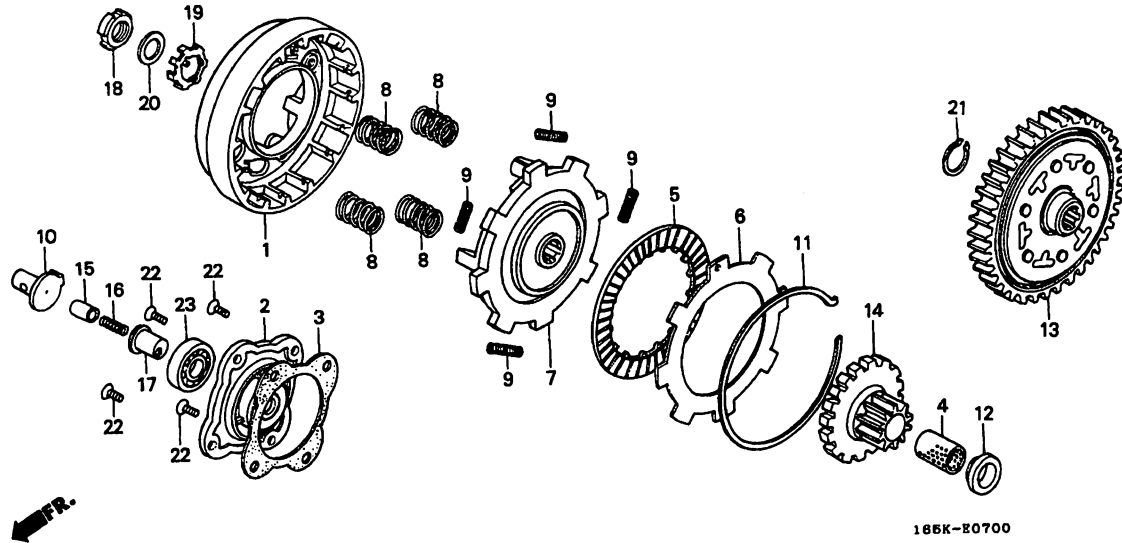
E

D10

D 11

E - 7

Clutch



185K-E0700

165KE0700

Service item	F.R.T.	Ref. Part No.	Description	Reqd. No.							Serial No.	Area code
				Z50								
				JK	J2K	J3L	JM	JN	JP	JT		
OUTER, CLUTCH.....	0.9	1 22101-036-010	OUTER, CLUTCH.....	1	1	1	1	1	1	1		
.DISK, CLUTCH FRICTION (INC. RELATIVE PART)		2 22111-065-000	COVER, CLUTCH OUTER.....	1	1	1	1	1	1	1		
.PLATE, DRIVE		3 22119-035-000	GASKET, CLUTCH OUTER COVER....	1	1	1	1	-	-	-		
.SPRING, CLUTCH (SAME TIME FOR TWO UNITS OR MORE)		* 22119-165-950	GASKET, CLUTCH OUTER COVER....	-	-	-	-	1	-	-	2005463	DK
COVER, CLUTCH OUTER.....	0.7	4 22131-036-010	GUIDE, CLUTCH CENTER.....	1	1	1	1	1	1	1	2005464	DK
(INC. RELATIVE PART)		5 22201-088-000	DISK, CLUTCH FRICTION.....	1	1	1	1	-	-	-		FI
ROD, CLUTCH PUSH.....	0.6	22201-165-951	DISK, CLUTCH FRICTION.....	-	-	-	-	1	1	1		
GEAR, PRIMARY DRIVEN.....	0.8	6 22331-035-000	PLATE C, CLUTCH.....	1	1	1	1	1	1	1		
.GEAR, PRIMARY DRIVE		7 22351-065-741	PLATE, DRIVE.....	1	1	1	1	1	1	1		
		8 22401-036-000	SPRING, CLUTCH.....	4	4	4	4	4	4	4		
		9 22421-035-000	SPRING, CLUTCH DAMPER.....	4	4	4	4	4	4	4		
		10 22820-118-670	ROD, CLUTCH PUSH.....	1	1	1	1	1	1	1		
		11 22901-001-000	SET RING, 101.5MM.....	1	1	1	1	1	1	1		
		12 22911-GB4-680	COLLAR, 17MM.....	1	1	1	1	1	1	1		
		13 23110-086-030	GEAR, PRIMARY DRIVEN (69T)....	1	1	1	1	1	1	1		
		14 23121-GS9-000	GEAR, PRIMARY DRIVE (16T)....	1	1	1	1	1	1	1		
		15 25551-918-007	THROUGH, OIL.....	1	1	1	1	1	1	1		
		16 25555-065-000	SPRING, OIL THROUGH.....	1	1	1	1	1	1	1		
		17 25557-111-000	GUIDE, OIL THROUGH.....	1	1	1	1	1	1	1		
		18 90231-087-010	NUT, LOCK, 14MM.....	1	1	1	1	1	1	1		
		19 90431-086-000	WASHER, LOCK, 14MM.....	1	1	1	1	1	1	1		
		20 90432-086-000	WASHER B, LOCK.....	1	1	1	1	1	1	1		

1996.03.20

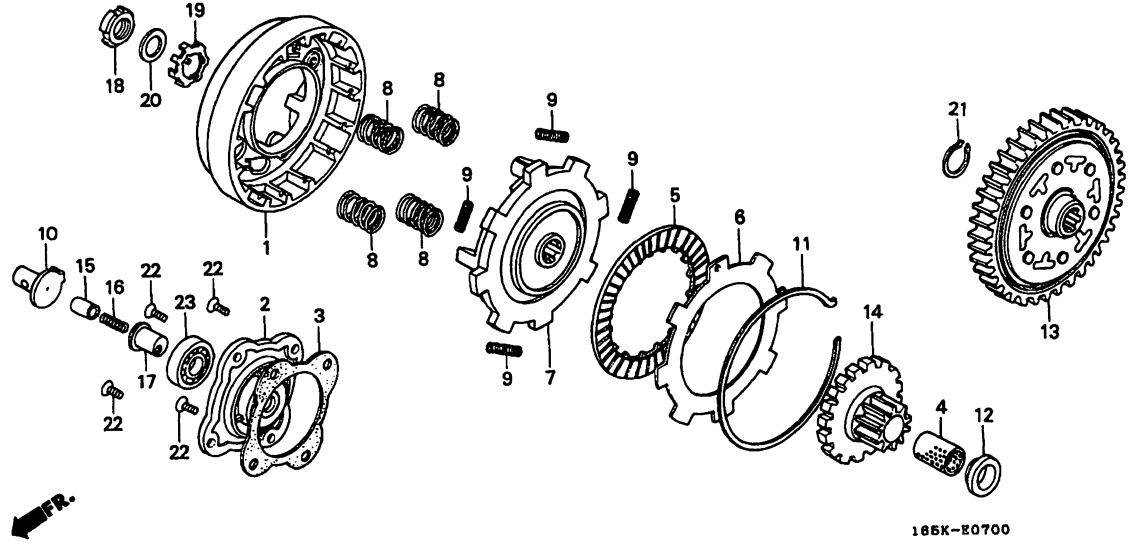
E

D11

D 12

E - 7

Clutch



165K-E0700

165KE0700

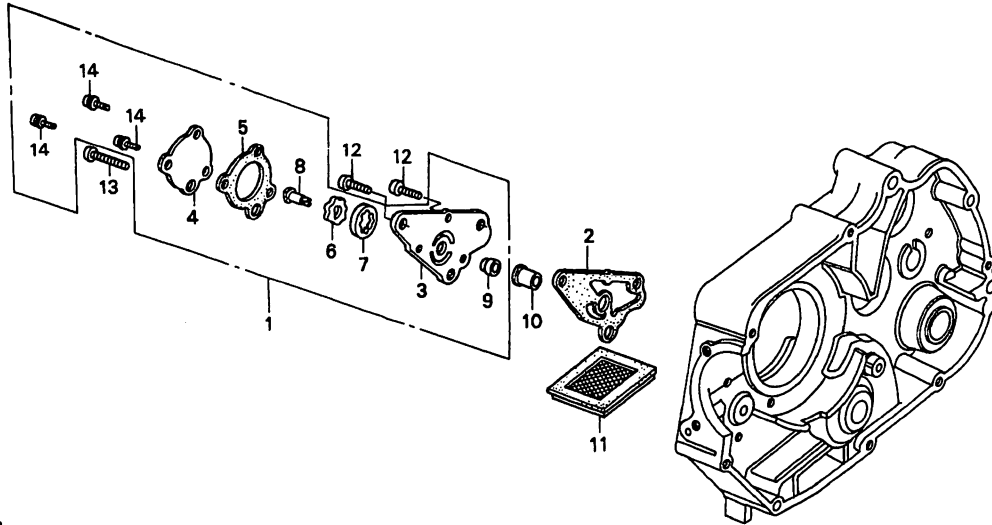
Service item	F.R.T.	Ref. No.	Part No.	Description	Reqd. No.							Serial No.	Area code
					Z 50								
					JK	J2K	J3L	JM	JN	JP	JT		
		21	90601-001-000	CIRCLIP, EXTERNAL, 17MM.....	1	1	1	1	1	1	1		
		22	93600-05010	SCREW, FLAT, 5X10.....	4	4	4	-	-	-	-		
			93600-05010-0A	SCREW, FLAT, 5X10.....	-	-	-	4	4	4	4		
		23	96100-60000-00	BEARING, RADIAL BALL, 6000....	1	1	1	1	1	1	1		



D 13

E - 8

Oil pump



165K-B0800

165KE0100



Service item	F.R.T.	Ref. No.	Part No.	Description	Reqd. No.							Serial No.	Area code
					Z50								
					JK	J2K	J3L	JM	JN	JP	JT		
PUMP ASSY., OIL.....	0.9	1	15100-178-000	PUMP ASSY., OIL.....	1	1	1	1	-	-	-	-----	2005463 DK
(INC. RELATIVE PART)					-	-	-	-	1	-	-	-----	6408405 FI
SCREEN, OIL FILTER.....	0.6	*	15100-GBJ-003	PUMP ASSY., OIL.....	-	-	-	-	1	-	-	2005464	----- DK
					-	-	-	-	1	-	-	6408406	----- FI
					-	-	-	-	1	1			
		2	15119-178-000	GASKET, OIL PUMP BODY.....	1	1	1	1	1	1	1		
		3	15311-178-000	BODY, OIL PUMP.....	1	1	1	1	1	-	-		
		4	15321-035-003	COVER, OIL PUMP.....	1	1	1	1	1	-	-	-----	FI
					-	-	-	-	1	-	-	-----	2207370 DK
		5	15329-035-003	GASKET, OIL PUMP COVER.....	1	1	1	1	-	-	-	-----	2005463 DK
					-	-	-	-	1	-	-	-----	6408405 FI
		6	15331-107-000	ROTOR, OIL PUMP INNER.....	1	1	1	1	1	1	1		
		7	15332-107-000	ROTOR, OIL PUMP OUTER.....	1	1	1	1	1	1	1		
		8	15382-178-000	DRIVESHAFT, OIL PUMP.....	1	1	1	1	1	-	-	-----	FI
					-	-	-	-	1	-	-	-----	2005463 DK
		9	15383-178-300	PIN, OIL PUMP KNOCK.....	1	1	1	1	1	-	-	-----	FI
					-	-	-	-	1	-	-	-----	2005463 DK
		10	15384-178-000	PIVOT, OIL PUMP.....	1	1	1	1	1	1	1		
		11	15421-035-010	SCREEN, OIL FILTER.....	1	1	1	1	1	1	1		
		12	93500-06016-0A	SCREW, PAN, 6X16.....	2	2	2	2	2	2	2		
		13	93500-06022-0A	SCREW, PAN, 6X22.....	1	1	1	1	1	1	1		
		14	93892-05010-00	SCREW-WASHER, 5X10.....	3	3	-	-	-	-	-	-----	5066481
			93500-05010-0A	SCREW, PAN, 5X10.....	3	3	-	-	-	-	-	5066482	
					-	-	3	3	3	3	3		

1996.03.20

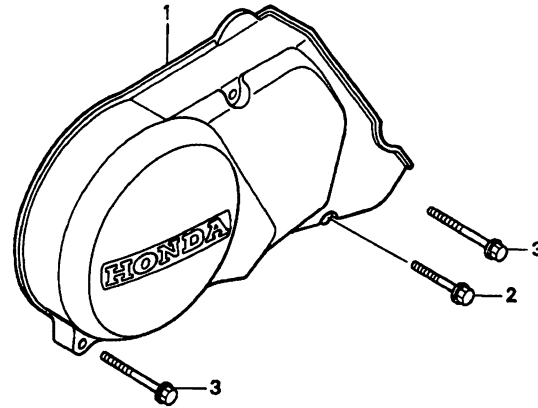
E

D13

D 14

E - 9

Left crankcase cover



165K-E0900

165KE0900

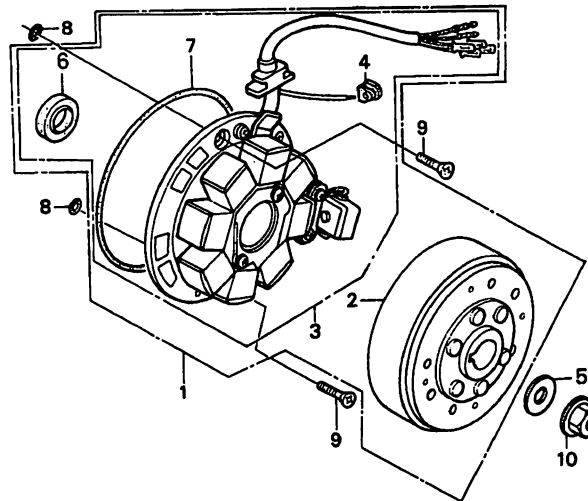
Service item	F.R.T.	Ref. No.	Part No.	Description	Reqd. No.								Serial No.	Area code	
					Z50										
					JK	J2K	J3L	JM	JN	JP	JT				
COVER, L. CRANKCASE.....	0.1	*	1	11341-165-950	COVER, L. CRANKCASE.....	-	-	-	-	-	-	1			
				11341-165-980	COVER, L. CRANKCASE.....	1	1	1	1	-	-	-			
				11341-165-920	COVER, L. CRANKCASE.....	-	-	-	-	1	1	-		-----	DK
				11341-165-950	COVER, L. CRANKCASE.....	-	-	-	-	1	-	-		-----	FI
			2	96001-06028-00	BOLT, FLANGE, 6X28.....	1	1	1	1	1	-	1		-----	FI
			3	96001-06035-00	BOLT, FLANGE, 6X35.....	2	2	2	2	2	2				

2

D 15

E-10

Generator
(Z50JK·JIIK·JIII·JM·
JN·FI·JT)



185K-E1000

165K1000

Service item	F.R.T.	Ref. No.	Part No.	Description	Reqd. No.							Serial No.	Area code	
					Z50									
					JK	J2K	J3L	JM	JN	JP	JT			
GENERATOR ASSY., A.C.....	0.5	1	31100-065-921	GENERATOR ASSY., A.C. (ND).....	1	1	1	1	-	-	1	-----	-----	FI
.STATOR COMP.		2	31110-065-921	FLYWHEEL COMP. (ND).....	1	1	1	1	1	-	1	-----	-----	FI
FLYWHEEL COMP.....	0.3	3	31120-065-921	STATOR COMP. (ND).....	1	1	1	1	1	-	1	-----	-----	FI
.OIL SEAL, 18.9X30X5		4	32981-GB4-770	GROMMET, NEUTRAL SWITCH CORD..	1	1	1	1	1	-	1	-----	-----	FI
.O-RING, 107X2		5	90426-035-000	WASHER, MAGNET FIXING.....	1	1	1	1	-	-	-	-----	6408225	FI
		*	90410-HC4-000	WASHER, 10MM.....	-	-	-	-	1	-	-	6408226	-----	FI
		6	91202-GEO-003	OIL SEAL, 18.9X30X5 (NOK).....	1	1	1	1	1	-	1	-----	-----	FI
			91202-GEO-015	OIL SEAL, 18.9X30X5 (ARAI).....	1	1	1	1	1	-	1	-----	-----	FI
		7	91301-035-003	O-RING, 107X2.....	1	1	1	1	1	-	1	-----	-----	FI
		8	91317-171-003	O-RING, 6X1.7.....	2	2	2	2	2	-	2	-----	-----	FI
		9	93600-06016-0A	SCREW, FLAT, 6X16.....	2	2	2	2	2	-	2	-----	-----	FI
		10	94050-10000	NUT, FLANGE, 10MM.....	1	1	1	1	1	-	1	-----	-----	FI

1996.03.20

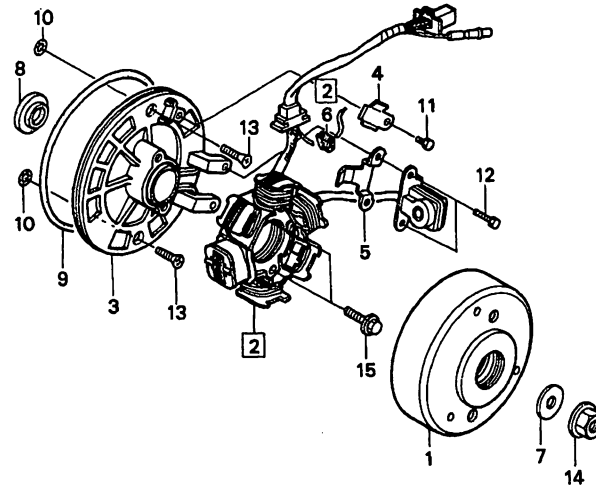
E

D15

D 16

E-10-1

Generator (Z50JN-DK·JP)



166K-E1001

165KE1001

2

Service item	F.R.T.	Ref. No.	Part No.	Description	Reqd. No.							Serial No.	Area code	
					Z50									
					JK	J2K	J3L	JM	JN	JP	JT			
FLYWHEEL COMP.....	0.3	1	31110-GB5-943	FLYWHEEL COMP. (MITSUBA).....	-	-	-	-	1	1	-	-----	DK	
.OIL SEAL, 18.9X30X5		*	31110-GB5-944	FLYWHEEL COMP. (ND).....	-	-	-	-	1	1	-	-----	DK	
.O-RING, 107X2		②	31120-GT0-018	STATOR COMP. (MITSUBA).....	-	-	-	-	1	1	-	-----	DK	
STATOR COMP.....	0.5	*	31120-GB5-943	STATOR COMP. (ND).....	-	-	-	-	1	1	-	-----	DK	
BASE, STATOR.....	0.4	3	31131-GS9-020	BASE, STATOR.....	-	-	-	-	1	1	-	-----	DK	
		4	32961-GS9-010	CLAMPER, A.C. GENERATOR CORD..	-	-	-	-	1	1	-	-----	DK	
		5	32962-GS9-000	CLAMPER, PULSER CORD.....	-	-	-	-	1	1	-	-----	DK	
		6	32981-GB4-770	GROMMET, NEUTRAL SWITCH CORD..	-	-	-	-	1	1	-	-----	DK	
		7	90426-035-000	WASHER, MAGNET FIXING.....	-	-	-	-	1	-	-	-----	2004952 DK	
		*	90410-HC4-000	WASHER, 10MM.....	-	-	-	-	1	-	-	2004953	-----	DK
		8	91202-GEO-003	OIL SEAL, 18.9X30X5 (NOK).....	-	-	-	-	1	1	-	-----	DK	
			91202-GEO-015	OIL SEAL, 18.9X30X5 (ARAI).....	-	-	-	-	1	1	-	-----	DK	
		9	91301-035-003	O-RING, 107X2.....	-	-	-	-	1	1	-	-----	DK	
		10	91317-171-003	O-RING, 6X1.7.....	-	-	-	-	2	2	-	-----	DK	
		11	93301-05006-0H	BOLT, HEX., 5X6.....	-	-	-	-	1	1	-	-----	DK	
		12	93301-05010-0H	BOLT, HEX., 5X10.....	-	-	-	-	2	2	-	-----	DK	
		13	93600-06016-0A	SCREW, FLAT, 6X16.....	-	-	-	-	2	2	-	-----	DK	
		14	94050-10000	NUT, FLANGE, 10MM.....	-	-	-	-	1	1	-	-----	DK	
		15	96001-06022-00	BOLT, FLANGE, 6X22.....	-	-	-	-	2	2	-	-----	DK	

1996.03.20

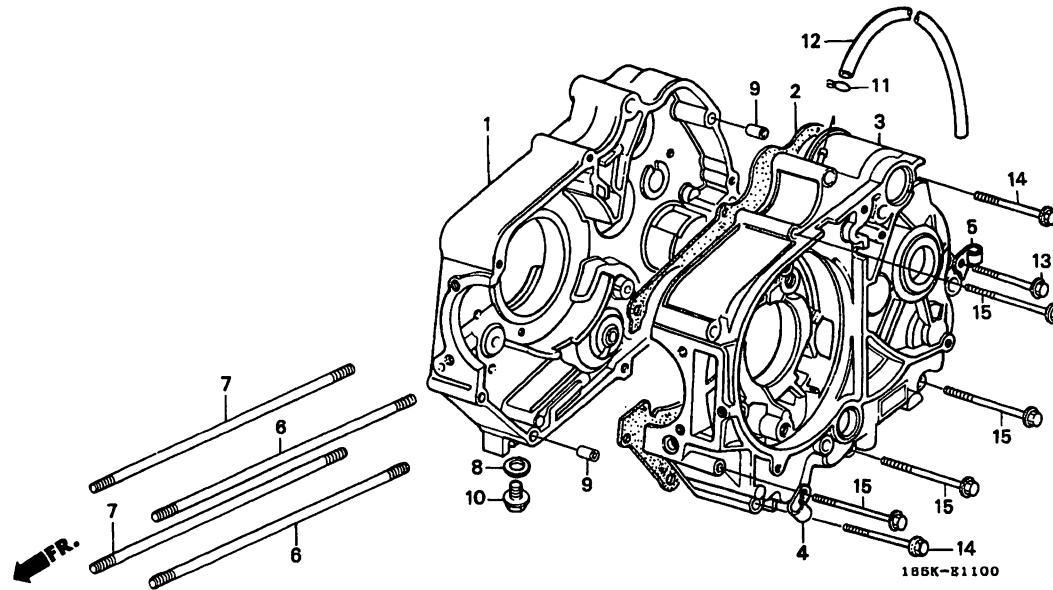
E

D16

E 1

E-11

Crankcase



185K-81100

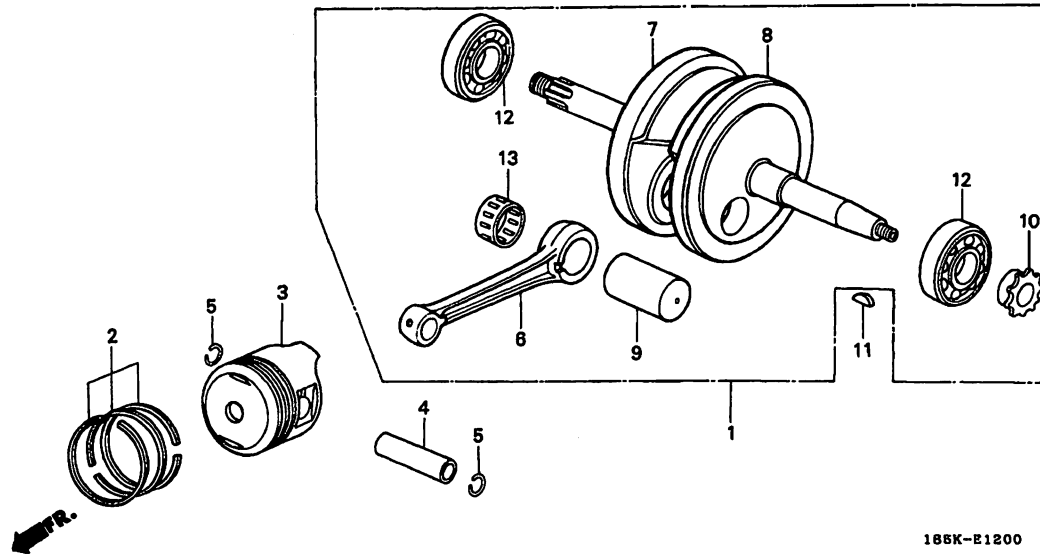
155KE1100

Service item	F.R.T.	Ref. No.	Part No.	Description	Reqd. No.								Serial No.	Area code
					Z50									
					JK	J2K	J3L	JM	JN	JP	JT			
CRANKCASE COMP., R.....	*3.8	1	11100-GB4-010	CRANKCASE COMP., R.....	1	1	1	1	1	1	1			
GASKET, CRANKCASE.....	*3.4	2	11191-GB4-000	GASKET, CRANKCASE.....	1	1	1	1	-	-	-			
CRANKCASE COMP., L.....	*4.2				-	-	-	-	1	-	-	-----	2005463 DK	
BOLT, CYLINDER STUD.....	1.3	*	11191-GW8-680	GASKET, CRANKCASE.....	-	-	-	-	1	-	-	2005464	----- DK	
(ADD 0.1 FOR EACH.)					-	-	-	-	1	-	1	-----	FI	
			3	11200-GB4-020	CRANKCASE COMP., L.....	1	1	1	1	1	1			
			4	16236-045-010	CLAMP, OVER FLOW PIPE.....	1	1	1	1	-	-		DK	
			5	16236-171-000	CLAMPER, TUBE.....	1	1	1	1	1	-	-----	FI	
			6	90031-035-010	BOLT A, CYLINDER STUD.....	2	2	2	2	2	2			
			7	90032-035-000	BOLT B, CYLINDER STUD.....	2	2	2	2	2	2			
			8	90407-259-000	PACKING, DRAIN COCK, 12.5X20..	1	1	1	1	1	1			
			9	90704-035-000	PIN A, KNOCK, 10X14.....	2	2	2	2	2	2			
			10	92800-12000	BOLT, DRAIN PLUG, 12MM.....	1	1	1	1	1	1			
			* 11	95002-50000	CLIP, TUBE (C9).....	1	1	1	1	-	1	2004953	----- DK	
			12	95005-50350-30	TUBE, 5X350	-	-	-	-	-	-			
				(95005-50001-30M)		1	1	1	-	-	-			
				15761-GS9-670	TUBE, BREATHER, 5X340.....	-	-	-	1	1	-	-----	FI	
				15761-087-611	TUBE, BREATHER, 5X320.....	-	-	-	-	1	1	-----	DK	
			13	96001-06050-00	BOLT, FLANGE, 6X50.....	1	1	1	1	1	1			
			14	96001-06060-00	BOLT, FLANGE, 6X60.....	2	2	2	2	2	2			
			15	96001-06065-00	BOLT, FLANGE, 6X65.....	4	4	4	4	4	4			

E 2

E-12

Crankshaft·Piston



185K-E1200

185KE1200

Service Item	F.R.T.	Ref. No.	Part No.	Description	Reqd. No.							Serial No.	Area code
					Z50								
					JK	J2K	J3L	JM	JN	JP	JT		
CRANKSHAFT COMP.....	*3.8	1	13000-GK4-760	CRANKSHAFT COMP.....	1	1	1	1	1	-	1	-----	FI
RING SET, PISTON.....	1.5		13000-GB4-680	CRANKSHAFT COMP.....	-	-	-	-	1	1	-	-----	DK
.PISTON		2	13011-GK4-305	RING SET, PISTON (STD.) (RIKEN)	1	1	1	1	1	1	1		
PIN, PISTON.....	1.4		13011-GK4-306	RING SET, PISTON (STD.)									
ROD, CONNECTING..... (ACTUAL TIME)				(TEIKOKU)	1	1	1	1	1	1	1		
(INC. RELATIVE PART)			13012-GK4-305	RING SET, PISTON (0.25) (RIKEN)	(1)	(1)	(1)	(1)	(1)	(1)	(1)		
BEARING, RADIAL BALL, 6304.....	*4.0		13012-GK4-306	RING SET, PISTON (0.25)									
(ADD 0.2 FOR EACH.)				(TEIKOKU)	(1)	(1)	(1)	(1)	(1)	(1)	(1)		
			13013-GK4-305	RING SET, PISTON (0.50) (RIKEN)	(1)	(1)	(1)	(1)	(1)	(1)	(1)		
			13013-GK4-306	RING SET, PISTON (0.50)									
				(TEIKOKU)	(1)	(1)	(1)	(1)	(1)	(1)	(1)		
		3	13101-GK4-761	PISTON (STD.).....	1	1	1	1	1	1	1		
			13102-GK4-305	PISTON (0.25).....	(1)	(1)	(1)	(1)	(1)	(1)	(1)		
			13103-GK4-305	PISTON (0.50).....	(1)	(1)	(1)	(1)	(1)	(1)	(1)		
		*	13101-GK4-760	PISTON (STD.).....	-	-	-	-	1	1			
		4	13111-GB2-000	PIN, PISTON.....	1	1	1	1	1	1	1		
		5	13115-001-000	CLIP, PISTON PIN.....	2	2	2	2	2	2	2		
		6	13201-GK4-760	ROD, CONNECTING.....	1	1	1	1	1	-	1	-----	FI
			13201-GE0-300	ROD, CONNECTING.....	-	-	-	-	1	1	-	-----	DK
		7	13311-GK4-760	CRANKSHAFT, R.....	1	1	1	1	1	-	1	-----	FI
			13311-GB4-680	CRANKSHAFT, R.....	-	-	-	-	1	1	-	-----	DK
		8	13321-GK4-760	CRANKSHAFT, L.....	1	1	1	1	1	-	1	-----	FI
			13321-GB4-680	CRANKSHAFT, L.....	-	-	-	-	1	1	-	-----	DK
		9	13381-GK4-760	PIN, CRANK.....	1	1	1	1	1	-	1	-----	FI
			13381-178-300	PIN, CRANK.....	-	-	-	-	1	1	-	-----	DK
		10	14311-035-000	SPROCKET, TIMING (14T).....	1	1	1	1	1	1	1		
		11	90741-003-010	KEY, WOODRUFF, 4MM.....	1	1	1	1	1	1	1		

1996.03.20

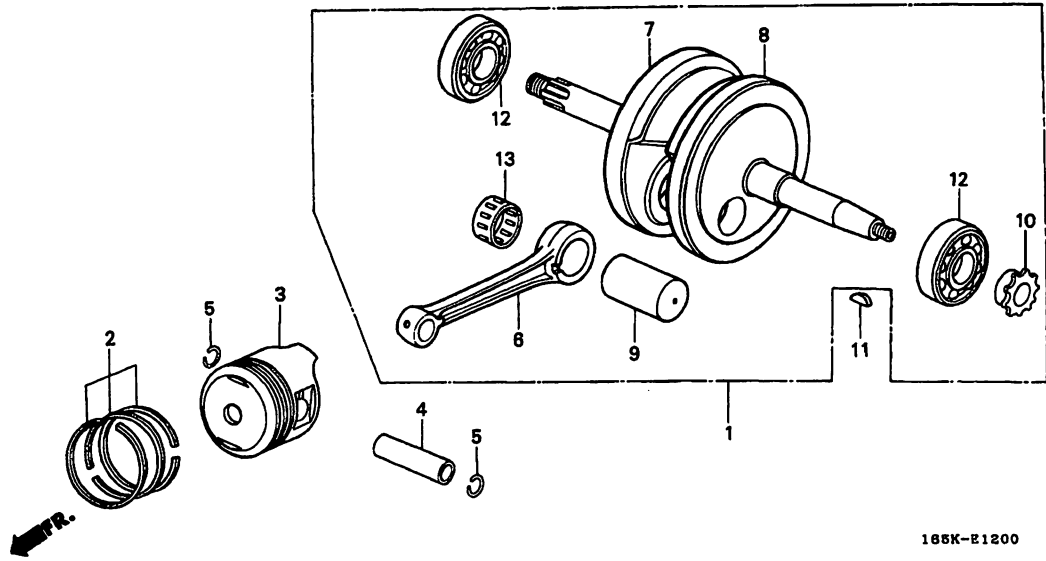
E

E2

E 3

E-12

Crankshaft·Piston



165K-E1200

165KE1200

Service item	F.R.T.	Ref. Part No.	Description	Reqd. No.							Serial No.	Area code			
				Z50											
				JK	J2K	J3L	JM	JN	JP	JT					
Connecting rod bearing selection (Z50Jk·JlIk·JllL·Jm·Jn·Fi·Jr) (Radial clearance 0~12μm)				12	91001-035-000	BEARING, RADIAL BALL, 6304....	2	2	2	2	2	-	-		
					91001-035-008	BEARING, RADIAL BALL, 6304 (NTN)	2	2	2	2	2	2	2		
				13	91101-GK1-003	BEARING, NEEDLE, 19X24X13.9 (RED)	1	1	1	1	1	-	1	-----	FI
					91101-GK1-004	BEARING, NEEDLE, 19X24X13.9 (RED)	1	1	1	1	1	-	1	-----	FI
					91102-GK1-003	BEARING, NEEDLE, 19X24X13.9 (BLUE)	1	1	1	1	1	-	1	-----	FI
					91102-GK1-004	BEARING, NEEDLE, 19X24X13.9 (BLUE)	1	1	1	1	1	-	1	-----	FI
					91103-GK1-003	BEARING, NEEDLE, 19X24X13.9 (WHITE)	1	1	1	1	1	-	1	-----	FI
					91103-GK1-004	BEARING, NEEDLE, 19X24X13.9 (WHITE)	1	1	1	1	1	-	1	-----	FI
					91101-GB4-681	BEARING, CONNECTING ROD (RED)	-	-	-	-	1	1	-	-----	DK
					91102-GB4-681	BEARING, CONNECTING ROD (BLUE)	-	-	-	-	1	1	-	-----	DK
					91103-GB4-681	BEARING, CONNECTING ROD (WHITE)	-	-	-	-	1	1	-	-----	DK
Connecting rod bearing selection (Z50Jn·DK·Jp) (Radial clearance 0~12μm)															

1996.03.20

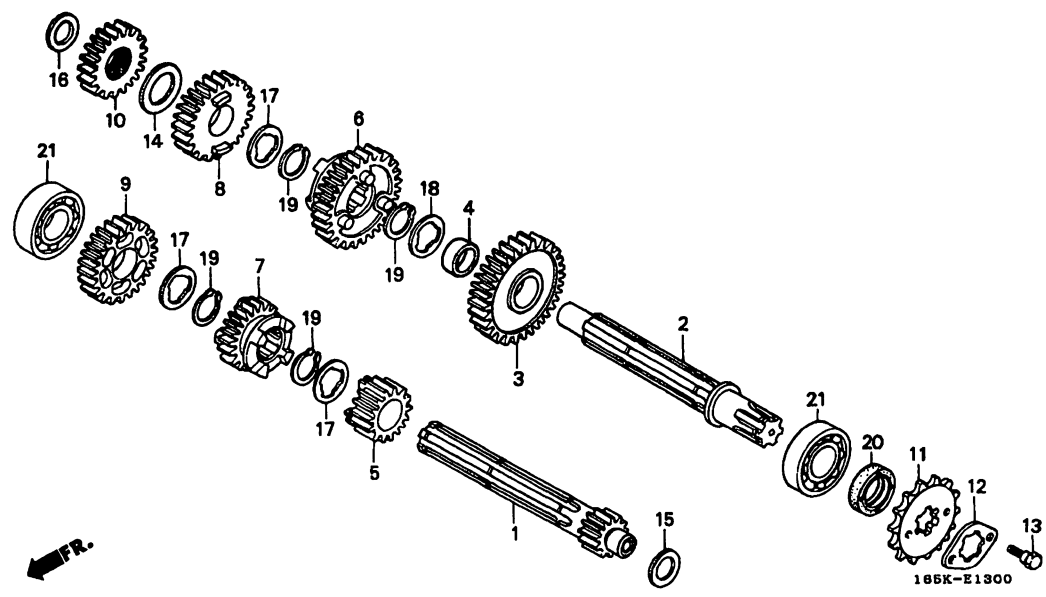
E

E3

E 4

E - 13

Transmission



185K-E1300

Service item	F.R.T.	Ref. No.	Part No.	Description	Reqd. No.							Serial No.	Area code
					Z50								
					JK	J2K	J3L	JM	JN	JP	JT		
MAINSHAFT, TRANSMISSION.....	*3.6	1	23211-065-901	MAINSHAFT, TRANSMISSION (11T).	1	1	1	1	1	1	1		
(INC. RELATIVE PART)		2	23221-065-020	COUNTERSHAFT, TRANSMISSION....	1	1	1	1	1	1	1		
.COUNTERSHAFT, TRANSMISSION		3	23421-086-020	GEAR, COUNTERSHAFT LOW (36T)..	1	1	1	1	1	1	1		
(INC. RELATIVE PART)		4	23422-041-000	COLLAR, COUNTERSHAFT LOW GEAR.	1	1	1	1	1	1	1		
(WHEN SERVICING COMP., UNIT, F.R.T. IS 3.8.)		5	23431-GS3-000	GEAR, MAINSHAFT SECOND (16T)..	1	1	1	1	1	1	1		
SPROCKET, DRIVE.....	0.2	6	23441-GS3-000	GEAR, COUNTERSHAFT SECOND (31T)	1	1	1	1	1	1	1		
		7	23451-GS3-000	GEAR, MAINSHAFT THIRD (20T)...	1	1	1	1	1	1	1		
		8	23461-GS3-000	GEAR, COUNTERSHAFT THIRD (27T)	1	1	1	1	1	1	1		
		9	23471-GS3-000	GEAR, MAINSHAFT FOURTH (22T)..	1	1	1	1	1	-	1		FI
			23471-065-901	GEAR, MAINSHAFT TOP (23T).....	-	-	-	-	1	1	-		DK
		10	23481-GS3-000	GEAR, COUNTERSHAFT FOURTH (24T)	1	1	1	1	1	-	1		FI
			23481-065-901	GEAR, COUNTERSHAFT TOP (24T)..	-	-	-	-	1	1	-		DK
		11	23800-045-671	SPROCKET, DRIVE (12T).....	1	1	1	1	-	-	-		
			23800-GB4-000	SPROCKET, DRIVE (13T).....	-	-	-	-	1	1	1		
		12	23802-045-670	PLATE, DRIVE SPROCKET FIXING..	1	1	1	1	-	-	-		
			23802-041-010	PLATE, DRIVE SPROCKET FIXING..	-	-	-	-	1	1	1		
		13	90084-041-000	BOLT, DRIVE SPROCKET FIXING...	2	2	2	2	2	2	2		
		14	90446-357-000	WASHER, THRUST, 17.2MM.....	1	1	1	1	1	1	1		
		15	90451-121-000	WASHER, THRUST, 14MM.....	1	1	1	1	1	1	1		
		16	90451-141-000	WASHER, THRUST, 13.5MM.....	1	1	1	1	1	1	1		
		17	90461-035-000	WASHER, SPLINE, 17MM.....	3	3	3	3	3	3	3		
		18	90462-035-000	WASHER B, SPLINE, 17MM.....	1	1	1	1	1	1	1		
		19	90601-001-000	CIRCLIP, EXTERNAL, 17MM.....	4	4	4	4	4	4	4		
		20	91203-GB5-761	OIL SEAL, 17X29X5 (NOK).....	1	1	1	1	1	1	1		

1996.03.20

E

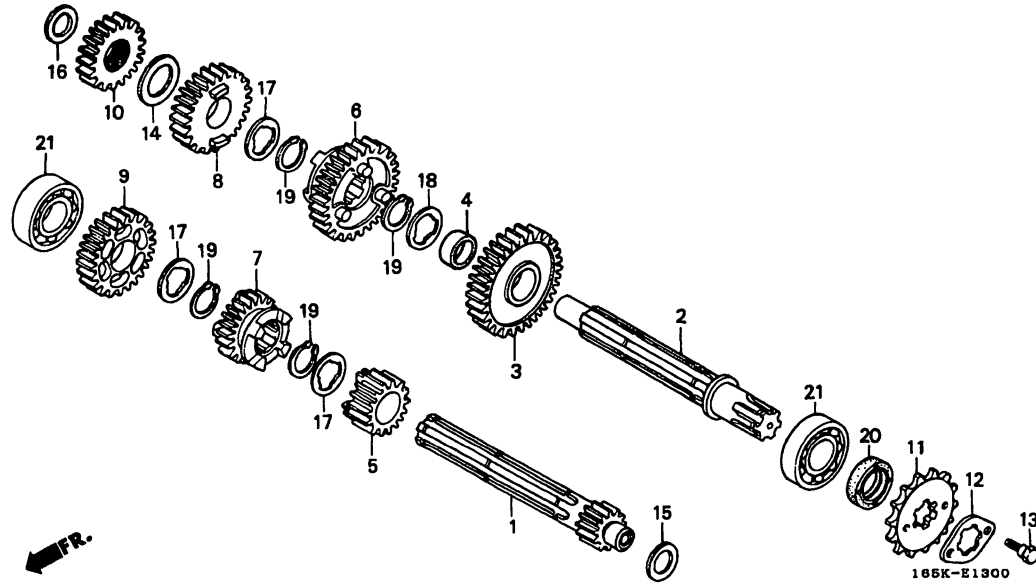
E4

2

E 5

E - 13

Transmission



165K1300

Service item	F.R.T.	Ref. No.	Part No.	Description	Reqd. No.							Serial No.	Area code
					Z 50								
					JK	J2K	J3L	JM	JN	JP	JT		
		20)	91203-GB5-762	OIL SEAL, 17X29X5 (ARAI).....	1	1	1	1	1	-	-		
		21	96100-62030-00	BEARING, RADIAL BALL, 6203....	2	2	2	2	2	2	2		

1996.03.20

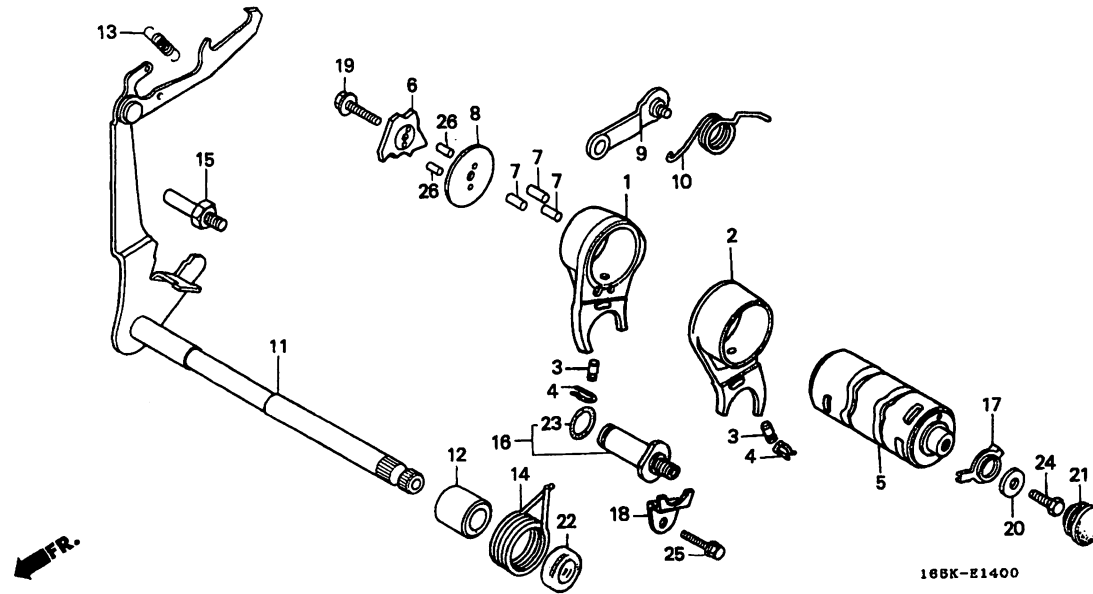
E

E5

E 6

E-14

Shift drum



185K-E1400

185KE1400

2

Service item	F.R.T.	Ref. No.	Part No.	Description	Reqd. No.							Serial No.	Area code
					Z50								
					JK	J2K	J3L	JM	JN	JP	JT		
FORK, GEARSHIFT.....	*3.6	1	24211-GB4-770	FORK, GEARSHIFT.....	1	1	1	1	1	1	1		
(SAME TIME FOR TWO UNITS)		2	24211-GF6-000	FORK, GEARSHIFT.....	1	1	1	1	1	1	1		
.DRUM, GEARSHIFT		3	24261-121-740	PIN, GEARSHIFT FORK GUIDE.....	2	2	-	-	-	-	-		
STOPPER COMP., GEARSHIFT DRUM..	0.9		24261-121-741	PIN, GEARSHIFT FORK GUIDE.....	-	-	2	-	-	-	-	5070128	
(INC. RELATIVE PART)					-	-	2	-	-	-	-	5070129	
.ARM COMP., GEARSHIFT		4	24263-028-000	CLIP, GEARSHIFT FORK GUIDE PIN	2	2	2	2	2	2	2		
(INC. RELATIVE PART)		* 5	24301-GS3-000	DRUM, GEARSHIFT.....	1	1	1	1	1	-	-		
.OIL SEAL, 11.6X24X10					-	-	-	-	-	1	-	2021605	
CONTACT, NEUTRAL SWITCH.....	0.2	* 5	24301-GS3-010	DRUM, GEARSHIFT.....	-	-	-	-	-	1	-	2021606	
					-	-	-	-	-	-	1		
		6	24411-GF6-010	PLATE, GEARSHIFT DRUM STOPPER.	1	1	1	1	1	1	1		
		7	24421-200-000	PIN, GEARSHIFT DRUM.....	3	3	3	3	3	3	3		
		8	24425-198-900	PLATE, GEARSHIFT DRUM SIDE....	1	1	1	1	1	1	1		
		9	24430-GB4-772	STOPPER COMP., GEARSHIFT DRUM.	1	1	1	1	1	1	1		
		10	24435-GF6-003	SPRING, SHIFT DRUM STOPPER....	1	1	1	1	1	1	1		
		11	24610-065-921	ARM COMP., GEARSHIFT.....	1	1	1	1	1	1	1		
		12	24639-035-000	COLLAR, 12.2MM.....	1	1	1	1	1	1	1		
		13	24641-061-000	SPRING, GEARSHIFT ARM.....	1	1	1	1	1	1	1		
		14	24651-035-000	SPRING, GEARSHIFT RETURN.....	1	1	1	1	1	1	1		
		15	24652-035-000	PIN, SHIFT RETURN SPRING.....	1	1	1	1	1	1	1		
		16	35750-GS3-003	CONTACT, NEUTRAL SWITCH.....	1	1	1	1	1	1	1		
		17	35753-035-662	ROTOR, NEUTRAL SWITCH.....	1	1	1	1	1	1	1		
		18	35755-001-020	PLATE, CONTACT FIXING.....	1	1	1	1	1	1	1		
		19	90071-171-010	BOLT, KNOCK, 6MM.....	1	1	1	1	1	1	1		
		20	90417-041-000	WASHER, GEARSHIFT DRUM SIDE...	1	1	1	1	1	1	1		

1996.03.20

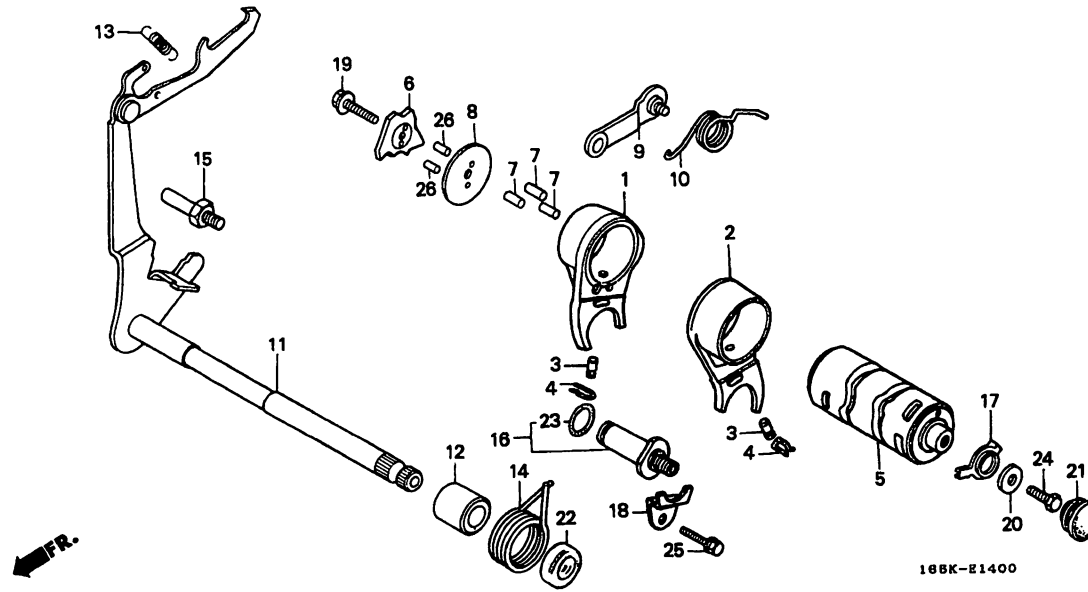
E

E6

E 7

E-14

Shift drum

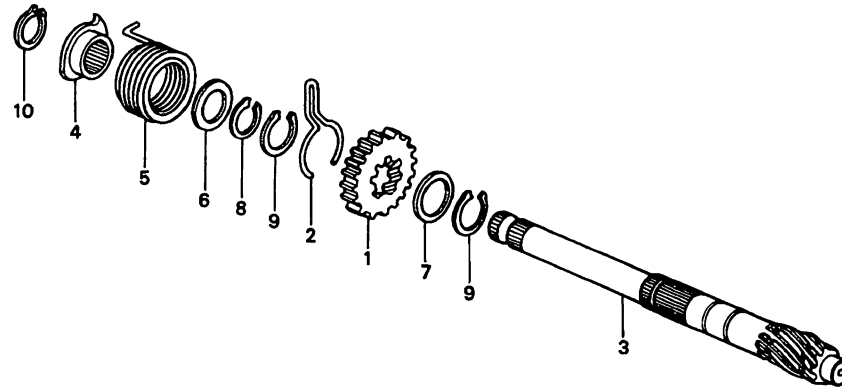


Service item	F.R.T.	Ref. No.	Part No.	Description	Reqd. No.							Serial No.	Area code
					Z50								
					JK	J2K	J3L	JM	JN	JP	JT		
		21	90801-035-000	PLUG, RUBBER, 19MM.....	1	1	1	1	1	1	1		
		22	91208-KB4-671	OIL SEAL, 11.6X24X10 (ARAI)...	1	1	1	1	1	1	1		
		23	91312-107-000	O-RING, 7X1.7.....	1	1	1	1	1	1	1		
		24	92101-06016-0A	BOLT, HEX., 6X16.....	1	1	1	1	1	1	1		
		25	96001-06012-00	BOLT, FLANGE, 6X12.....	1	1	1	1	1	1	1		
		26	96220-30085	ROLLER, 3X8.5.....	2	2	2	2	2	2	2		

E 8

E-15

Kick starter spindle
(Z50JK·JIK·JIII)



165K-E1500

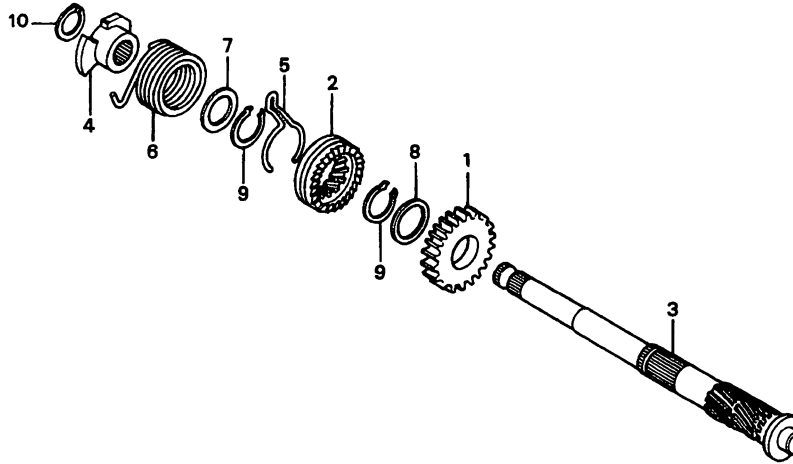
165KE1500

Service item	F.R.T.	Ref. Part No.	Description	Reqd.No.							Serial No.	Area code
				Z50								
				JK	J2K	J3L	JM	JN	JP	JT		
PINION, KICK STARTER.....	*3.5	1 28211-040-035	PINION, KICK STARTER (22T)....	1	1	1	-	-	-	-		
(INC. RELATIVE PART)		2 28223-035-035	SPRING, KICK STARTER RATCHET..	1	1	1	-	-	-	-		
.SPINDLE, KICK STARTER		3 28251-035-065	SPINDLE, KICK STARTER.....	1	1	1	-	-	-	-		
(INC. RELATIVE PART)		4 28262-041-730	RETAINER, KICK SPRING.....	1	1	1	-	-	-	-		
SPRING, KICK STARTER.....	0.9	5 28281-035-003	SPRING, KICK STARTER									
(INC. RELATIVE PART)			(NIPPON HATSUJO)	1	1	1	-	-	-	-		
		28281-035-018	SPRING, KICK STARTER									
			(CHUO HATSUJO)	1	1	1	-	-	-	-		
		6 90451-040-000	WASHER, THRUST, 17MM.....	1	1	1	-	-	-	-		
		7 90482-035-025	WASHER, 20MM.....	1	1	1	-	-	-	-		
		8 90601-001-000	CIRCLIP, EXTERNAL, 17MM.....	1	1	1	-	-	-	-		
		9 90605-200-000	SET RING, 20MM.....	2	2	2	-	-	-	-		
		10 94510-16000	CIRCLIP, EXTERNAL, 16MM.....	1	1	1	-	-	-	-		

E 9

E-15-1

Kick starter spindle
(Z50JM·JN·JP·JT)



165K-E1501

165KE1501



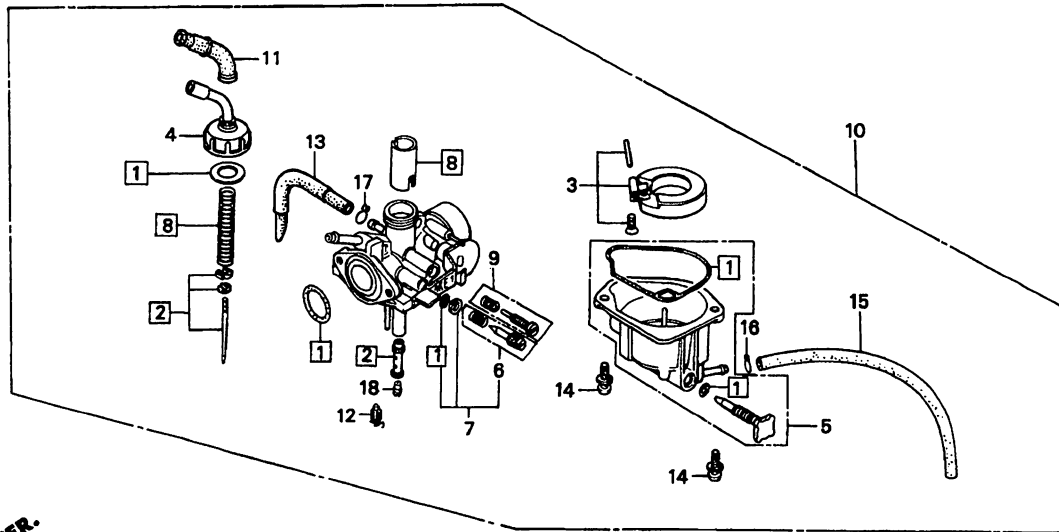
Service item	F.R.T.	Ref. No.	Part No.	Description	Reqd. No.							Serial No.	Area code
					Z50								
					JK	J2K	J3L	JM	JN	JP	JT		
PINION, KICK STARTER..... *3.5 (INC. RELATIVE PART)		1	28211-086-700	PINION, KICK STARTER (21T)....	-	-	-	1	1	1	1		
		2	28221-086-700	RATCHET, STARTER DRIVE.....	-	-	-	1	1	1	1		
.SPINDLE, KICK STARTER (INC. RELATIVE PART)		3	28251-086-701	SPINDLE, KICK STARTER.....	-	-	-	1	1	1	1		
		4	28262-041-730	RETAINER, KICK SPRING.....	-	-	-	1	-	-	-		
SPRING, KICK STARTER..... 0.9 (INC. RELATIVE PART)		*	28262-041-731	RETAINER, KICK SPRING.....	-	-	-	-	1	-	-	-----	----- DK
												-----	6408825 FI
												-----	2010447
												6408826	----- FI
												2010448	
		5	28271-121-690	SPRING, STARTER PINION FRICTION	-	-	-	1	1	1	1		
		6	28281-035-003	SPRING, KICK STARTER (NIPPON HATSUJO)	-	-	-	1	1	1	1		
			28281-035-018	SPRING, KICK STARTER (CHUO HATSUJO)	-	-	-	1	1	1	1		
		7	90452-115-000	WASHER, 17MM.....	-	-	-	1	1	1	1		
		8	90454-107-000	WASHER, THRUST, 20MM.....	-	-	-	1	1	1	1		
		9	90605-200-000	SET RING, 20MM.....	-	-	-	2	2	2	2		
		10	94510-16000	CIRCLIP, EXTERNAL, 16MM.....	-	-	-	1	1	1	1		

2

E 10

E - 16

Carburetor



165K-E1600B

165KE1600B

Service item	F.R.T.	Ref. No.	Part No.	Description	Reqd. No.							Serial No.	Area code	
					Z50									
					JK	J2K	J3L	JM	JN	JP	JT			
NEEDLE SET, JET.....	0.5	1	16010-165-981	PACKING SET.....	1	1	1	1	1	-	-	-----	FI	
.CARBURETOR ASSY.			16010-165-621	GASKET SET.....	-	-	-	-	1	1	-	-----	DK	
FLOAT SET.....	0.4		16010-165-981	PACKING SET.....	-	-	-	-	-	-	1	-----		
.VALVE COMP., FLOAT		*	2	NEEDLE SET, JET.....	-	-	-	-	-	-	1	-----		
.JET, MAIN,			16012-165-981	NEEDLE SET, JET.....	1	1	1	-	-	-	-	-----		
TOP SET.....	0.2		16012-165-960	NEEDLE SET, JET.....	-	-	-	1	-	-	-	-----		
CHAMBER SET, FLOAT.....	0.3		16012-165-950	NEEDLE SET, JET.....	-	-	-	-	1	-	-	-----	FI	
.VALVE SET, THROTTLE		*	16012-GAR-000	NEEDLE SET, JET.....	-	-	-	-	1	1	-	-----	DK	
			3	16013-147-004	FLOAT SET.....	1	1	1	1	1	1	-----		
			4	16014-165-622	TOP SET.....	1	1	1	1	1	1	-----		
			5	16015-130-641	CHAMBER SET, FLOAT.....	1	1	1	1	1	-	-----	FI	
		*	16015-165-621	CHAMBER SET, FLOAT.....	-	-	-	-	1	1	-	-----	DK	
			6	16016-GW8-672	SCREW SET.....	-	-	-	-	1	1	-----	DK	
		*	7	16016-165-950	SCREW SET.....	-	-	-	-	-	1	-----		
				16016-165-981	SCREW SET.....	1	1	1	1	-	-	-----		
				16016-165-950	SCREW SET.....	-	-	-	-	1	-	-----	FI	
			8	16022-165-731	VALVE SET, THROTTLE.....	1	1	1	1	-	-	-----		
				16022-165-950	VALVE SET, THROTTLE.....	-	-	-	-	1	1	-----	FI	
				16022-GW8-671	VALVE SET, THROTTLE.....	-	-	-	-	1	1	-----	DK	
			9	16028-GC8-004	SCREW SET B.....	1	1	1	1	1	1	-----		
		*	10	16100-165-951	CARBURETOR ASSY. (PA02E A)....	-	-	-	-	-	1	-----		
				16100-165-981	CARBURETOR ASSY. (PA02C A)....	1	1	1	-	-	-	-----		
				16100-165-960	CARBURETOR ASSY. (PA02D A)....	-	-	-	1	-	-	-----		
				16100-165-950	CARBURETOR ASSY. (PA02E A)....	-	-	-	-	1	-	-----	6302452 FI	
		*		16100-165-951	CARBURETOR ASSY. (PA02E A)....	-	-	-	-	1	-	6302453	-----	FI
				16100-165-920	CARBURETOR ASSY. (PA03P A)....	-	-	-	-	1	-	-----	2004952 DK	
		*		16100-165-921	CARBURETOR ASSY. (PA03P B)....	-	-	-	-	1	-	2004953	-----	DK
		*		16100-165-922	CARBURETOR ASSY. (PA03P C)....	-	-	-	-	1	-	-----		

1996.03.20

E

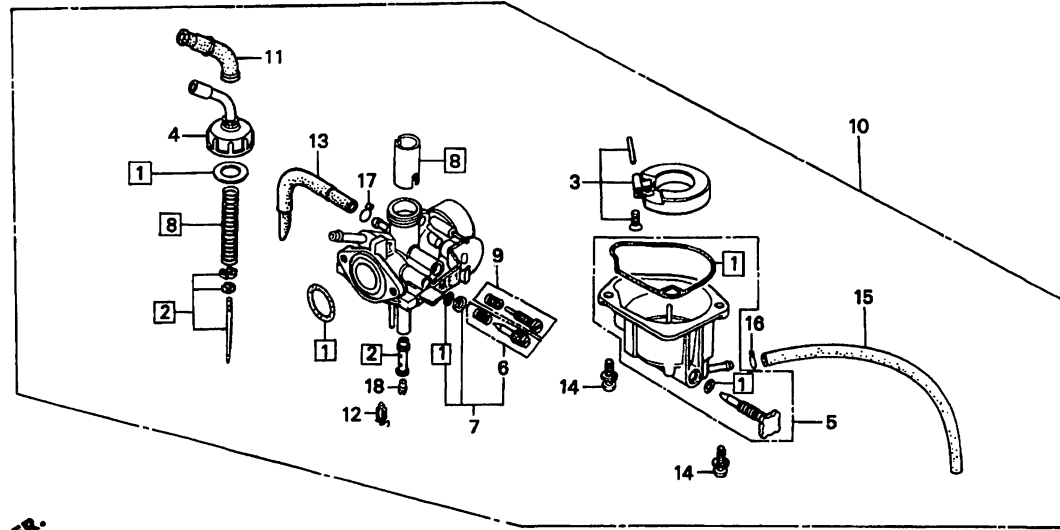
E10

2

E 11

E - 16

Carburetor



185K-E16008

165KE16008



Service item	F.R.T.	Ref. No.	Part No.	Description	Reqd. No.							Serial No.	Area code
					Z50								
					JK	J2K	J3L	JM	JN	JP	JT		
		11	16118-GB4-003	CAP, CABLE SEALING.....	1	1	1	1	1	1	1		
		12	16155-883-005	VALVE COMP., FLOAT.....	1	1	1	1	1	1	1		
		* 13	16199-165-920	TUBE, AIR VENT.....	-	-	-	-	-	1	-		
		* 14	93892-04012-08	SCREW-WASHER, 4X12.....	2	2	2	2	2	-	2	----- FI	
		* 14	93892-04012-18	SCREW-WASHER, 4X12.....	-	-	-	-	2	2	-	----- DK	
		* 15	95001-35180-40	TUBE, FUEL, 3.5X180 (95001-35001-60M)	1	1	1	1	1	1	1		
		* 16	95002-02070	CLIP, TUBE (B7).....	1	1	1	1	1	1	1		
		* 17	95002-02089	CLIP, TUBE (B8).....	-	-	-	-	-	1	-		
		* 18	99101-187-0580	JET, MAIN, #58.....	1	1	1	-	1	1	1		
			99101-187-0550	JET, MAIN, #55.....	-	-	-	1	-	-	-		

1996.03.20

E

E11

E 12

EOP - 1

Gasket Kit A

2

Service item	F.R.T.	Ref. No.	Part No.	Description	Reqd. No.								Serial No.	Area code
					Z50									
					JK	J2K	J3L	JM	JN	JP	JT			
			061A1-165-611	GASKET KIT A.....	1	1	1	1	-	-	-			
			06111-165-000	GASKET KIT A.....	-	-	-	-	1	-	-	-----	2005463 DK	
			06111-165-950	GASKET KIT A.....	-	-	-	-	1	-	-	-----	6408405 FI	
		*	06111-165-951	GASKET KIT A.....	-	-	-	-	1	-	-	2005464	----- DK	
				(COMPONENT PARTS)	-	-	-	-	-	1	-	6408406	----- FI	
					-	-	-	-	-	-	1			
		1	12191-GB2-004	GASKET, CYLINDER (NIPPON LEAKLESS)	1	1	1	1	-	-	-			
					-	-	-	-	1	-	-	-----	2005463 DK	
		*	12191-GW8-681	GASKET, CYLINDER.....	-	-	-	-	1	-	-	2005464	----- DK	
					-	-	-	-	1	-	1	-----	FI	
					-	-	-	-	-	1	-			
		2	12209-GB4-681	SEAL, VALVE STEM (NOK).....	2	2	2	2	2	2	2			
			12209-GB4-682	SEAL, VALVE STEM (ARAI).....	2	2	2	2	-	-	-			
		3	12250-GB2-000	GASKET ASSY., CYLINDER HEAD...	-	-	-	-	1	-	-	-----	2005463 DK	
			12251-GB2-000	GASKET, CYLINDER HEAD.....	1	1	1	1	-	-	-			
			12250-GW8-680	GASKET ASSY., CYLINDER HEAD...	-	-	-	-	1	-	-	-----	6408405 FI	
		*	12251-GBJ-003	GASKET, CYLINDER HEAD.....	-	-	-	-	1	-	-	2005464	----- DK	
					-	-	-	-	1	-	-	6408406	----- FI	
					-	-	-	-	-	1	1			
		4	12255-GB0-911	SEAL, CAM CHAIN CHAMBER.....	1	1	1	1	-	-	-			
					-	-	-	-	-	-	-			
		5	12391-GB2-003	GASKET, CYLINDER HEAD COVER (NIPPON LEAKLESS)	1	1	1	1	-	-	-			
					-	-	-	-	1	-	-	-----	2005463 DK	
		*	12391-GW8-680	GASKET, CYLINDER HEAD COVER...	-	-	-	-	1	-	-	2005464	----- DK	
					-	-	-	-	1	-	1	-----	FI	
					-	-	-	-	-	1	-			

E 13

EOP - 1

Gasket Kit A

2

Service item	F.R.T.	Ref. No.	Part No.	Description	Reqd. No.								Serial No.	Area code
					Z50									
					JK	J2K	J3L	JM	JN	JP	JT			
		6	12394-GB4-680	GASKET, R. CYLINDER HEAD SIDE COVER	1	1	1	1	-	-	-			
		*	12394-GW8-680	GASKET, R. CYLINDER HEAD SIDE COVER	-	-	-	-	1	-	-	2005463	DK	
					-	-	-	-	1	-	1	2005464	DK	
					-	-	-	-	-	1	-		FI	
		7	12395-GB2-003	GASKET, L. CYLINDER HEAD SIDE COVER (NIPPON LEAKLESS)	1	1	1	1	-	-	-			
		*	12395-GW8-680	GASKET, L. CYLINDER HEAD SIDE COVER	-	-	-	-	1	-	-	2005463	DK	
					-	-	-	-	1	-	1	2005464	DK	
					-	-	-	-	-	1	-		FI	
		8	16201-045-720	GASKET, INSULATOR.....	1	1	1	1	-	-	-			
		*	16201-165-950	GASKET, CARBURETOR.....	-	-	-	-	1	-	-	2005463	DK	
					-	-	-	-	1	-	-	2005464	DK	
					-	-	-	-	2	-	-	6408406	FI	
					-	-	-	-	-	-	2			
		9	18291-001-010	GASKET, EX. PIPE.....	1	1	1	1	-	-	-			
			18291-HB2-900	GASKET, EX. PIPE.....	-	-	-	-	1	-	-	2005463	DK	
					-	-	-	-	1	-	1	2005464	DK	
					-	-	-	-	-	1	-		FI	
		10	91301-GB0-911	O-RING, 14.5MM.....	1	1	1	1	1	1	1			
		11	91301-GK4-871	O-RING, 27X2.0.....	1	1	1	1	1	1	1			
		12	91302-001-020	O-RING, 30.8MM.....	2	2	2	2	2	2	2			
		13	91303-035-000	PACKING, RUBBER, 16MM.....	1	1	1	1	1	1	1			

1996.03.20

E

E13

E 14

EOP - 1

Gasket Kit A

2

Service item	F.R.T.	Ref. No.	Part No.	Description	Reqd. No.								Serial No.	Area code
					Z50									
					JK	J2K	J3L	JM	JN	JP	JT			
		14	91306-141-000	GASKET, RUBBER, 9MM.....	1	1	1	1	-	-	-	-----	2005463 DK	
					-	-	-	-	1	-	-			

E 15

EOP - 2

Gasket Kit B

2

Service item	F.R.T.	Ref. No.	Part No.	Description	Reqd. No.								Serial No.	Area code
					Z50									
					JK	J2K	J3L	JM	JN	JP	JT			
		*	061B1-GS3-010	GASKET KIT B.....	1	1	1	1	-	-	-			
		*	06112-165-950	GASKET KIT B.....	-	-	-	-	1	-	-	-----	2005463 DK	
					-	-	-	-	1	-	-	-----	6408405 FI	
		*	06112-GAR-000	GASKET KIT B.....	-	-	-	-	1	-	-	2005464	----- DK	
				(COMPONENT PARTS)	-	-	-	-	1	-	-	6408406	----- FI	
				//	-	-	-	-	-	1	-			
				//	-	-	-	-	-	-	1			
		1	11191-GB4-000	GASKET, CRANKCASE.....	1	1	1	1	-	-	-			
					-	-	-	-	1	-	-	-----	2005463 DK	
		*	11191-GW8-680	GASKET, CRANKCASE.....	-	-	-	-	1	-	-	2005464	----- DK	
					-	-	-	-	1	1	-	-----	----- FI	
		2	11394-035-010	GASKET, R. CRANKCASE COVER....	1	1	1	1	-	-	-			
					-	-	-	-	1	-	-	-----	2005463 DK	
		*	11394-GW8-680	GASKET, R. CRANKCASE COVER....	-	-	-	-	1	-	-	2005464	----- DK	
					-	-	-	-	1	1	-	-----	----- FI	
					-	-	-	-	-	1	-			
		3	11655-035-010	GASKET, CLUTCH COVER.....	1	1	1	1	-	-	-			
					-	-	-	-	1	-	-	-----	2005463 DK	
		*	11655-165-950	GASKET, CLUTCH COVER.....	-	-	-	-	1	-	-	2005464	----- DK	
					-	-	-	-	1	1	-	-----	----- FI	
					-	-	-	-	-	1	-			
		4	15119-178-000	GASKET, OIL PUMP BODY.....	1	1	1	1	1	1	1			
		5	15329-035-003	GASKET, OIL PUMP COVER.....	-	-	-	-	1	-	-	-----	2005463 DK	
					-	-	-	-	1	-	-	-----	6408405 FI	
		6	22119-035-000	GASKET, CLUTCH OUTER COVER....	1	1	1	1	-	-	-			
					-	-	-	-	1	-	-	-----	2005463 DK	

E 16

EOP - 2

Gasket Kit B

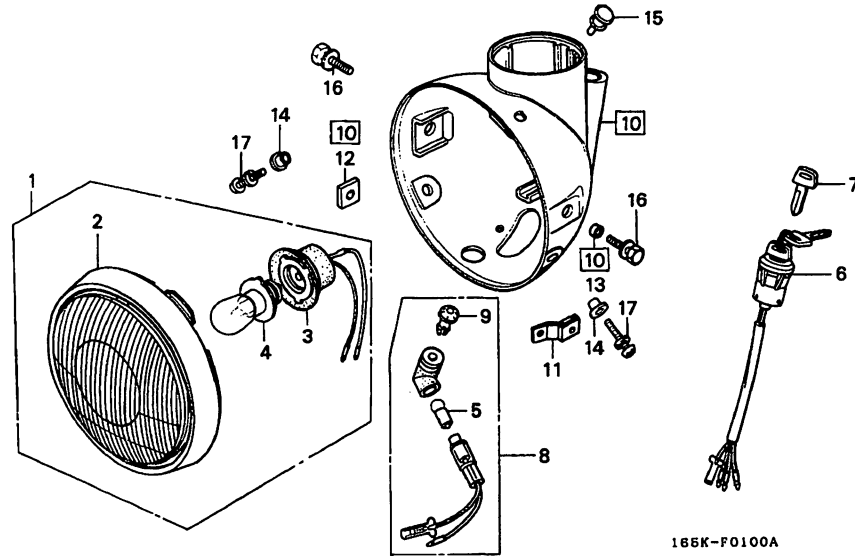
2

Service item	F.R.T.	Ref. No.	Part No.	Description	Reqd. No.							Serial No.	Area code
					Z50	JK	J2K	J3L	JM	JN	JP		
		*6)	22119-165-950	GASKET, CLUTCH OUTER COVER....	-	-	-	-	1	-	-	2005464	----- DK
					-	-	-	-	1	-	1	-----	----- FI
		7	90407-259-000	PACKING, DRAIN COCK, 12.5X20..	1	1	1	1	1	1	1		
		8	90801-035-000	PLUG, RUBBER, 19MM.....	-	-	-	-	1	1	1		
		9	91301-035-003	O-RING, 107X2.....	1	1	1	1	1	1	1		
		10	91304-035-000	O-RING, 14X1.5.....	1	1	1	1	1	1	1		
		11	91307-035-000	O-RING, 18X3.....	1	1	1	1	1	1	1		
		12	91312-107-000	O-RING, 7X1.7.....	1	1	1	1	1	1	1		
		13	91317-171-003	O-RING, 6X1.7.....	2	2	2	2	2	2	2		

F 1

F - 1

Headlight
(Z50JK·JIK·JML·JM·
JN·FI·JT)



FR.

165K-F0100A

165K-F0100A

3

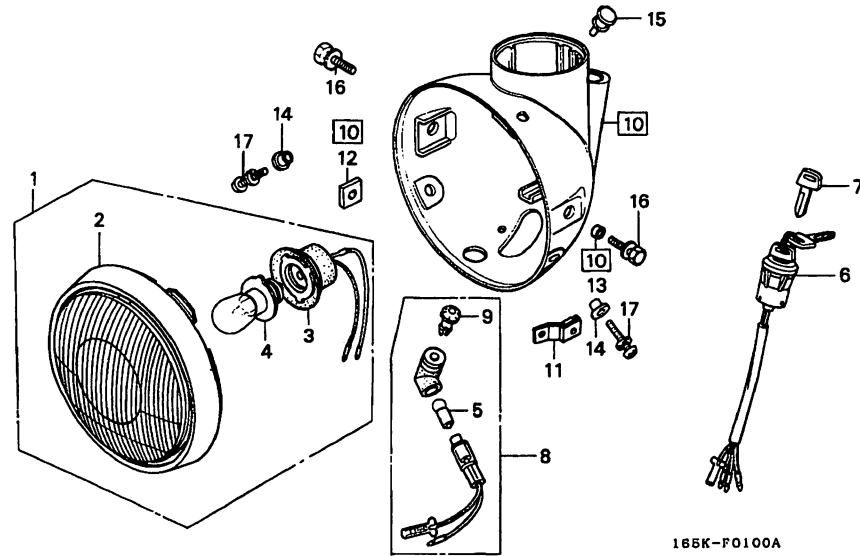
Service item	F.R.T.	Ref. No.	Part No.	Description	Reqd. No.							Serial No.	Area code
					Z50								
					JK	J2K	J3L	JM	JN	JP	JT		
HEADLIGHT ASSY.....	0.1	1	33100-165-850	HEADLIGHT ASSY. (6V 15W).....	1	1	1	1	1	-	1	-----	FI
.SOCKET ASSY., HEADLIGHT		2	33120-165-850	HEADLIGHT UNIT.....	1	1	1	1	1	-	1	-----	FI
.BULB, HEADLIGHT		3	33130-GE8-621	SOCKET ASSY., HEADLIGHT.....	1	1	1	1	1	-	1	-----	FI
HEADLIGHT UNIT.....	0.2	4	34901-130-611	BULB, HEADLIGHT (6V 15W) (LOCAL PURCHASE)	1	1	1	1	1	-	1	-----	FI
(INC. RELATIVE PART)		5	34902-202-000	BULB, DASH (6V 3W).....	1	1	1	1	1	-	1	-----	FI
.LAMP ASSY., NEUTRAL PILOT		6	35010-165-980	KEY SET.....	1	-	-	-	-	-	-	5069845	
KEY SET.....	0.3				-	1	-	-	-	-	-	5069977	
.CASE, HEADLIGHT			35010-165-981	KEY SET.....	1	-	-	-	-	-	-	5069846	
					-	-	1	-	-	-	-	5069978	
					-	-	-	1	1	-	1	-----	FI
		7	35121-402-811	KEY, BLANK (TYPE 1).....	(1)	(1)	(1)	(1)	(1)	-	(1)	-----	FI
			35122-402-811	KEY, BLANK (TYPE 2).....	(1)	(1)	(1)	(1)	(1)	-	(1)	-----	FI
		8	37560-165-005	LAMP ASSY., NEUTRAL PILOT.....	1	1	1	1	1	-	1	-----	FI
		9	37561-165-005	LENS, NEUTRAL PILOT.....	1	1	1	1	1	-	1	-----	FI
		10	61301-165-980ZC	CASE, HEADLIGHT								-----	
				NH1.....BLACK	1	-	-	1	1	-	1	-----	FI
			61301-165-980ZD	*PB186*...SEYCHELL NIGHT BLUE	-	1	-	-	-	-	-	-----	
			61301-165-980ZE	*G120*.....URBAN GREEN	-	-	1	-	-	-	-	-----	
		11	61303-165-980	NUT, HEADLIGHT CASE (8MM).....	1	1	1	1	1	-	1	-----	FI
		12	61304-165-013	NUT, HEADLIGHT SETTING.....	1	1	1	1	1	-	1	-----	FI
		13	61304-165-980	COLLAR, HEADLIGHT CASE.....	1	1	1	1	1	-	1	-----	FI
		14	61304-292-000	COLLAR, HEADLIGHT SETTING.....	2	2	2	2	2	-	2	-----	FI
		15	61305-333-010	GROMMET, HEADLIGHT CASE.....	1	1	1	1	-	-	-	-----	
		16	93403-08020-00	BOLT-WASHER, 8X20.....	2	2	2	2	-	-	-	-----	

1996.03.20 E F1

F 2

F-1

Headlight
(Z50JK·JIK·JIL·JM·
JN-FI)



165KF0100A

Service item	F.R.T.	Ref. No.	Part No.	Description	Reqd. No.							Serial No.	Area code	
					Z50									
					JK	J2K	J3L	JM	JN	JP	JT			
		16)	95701-08018-00	BOLT, FLANGE, 8X18.....	-	-	-	-	2	-	2			FI
		17)	93892-05016-00	SCREW-WASHER, 5X16.....	2	2	2	2	2	-	2			FI

1996.03.20

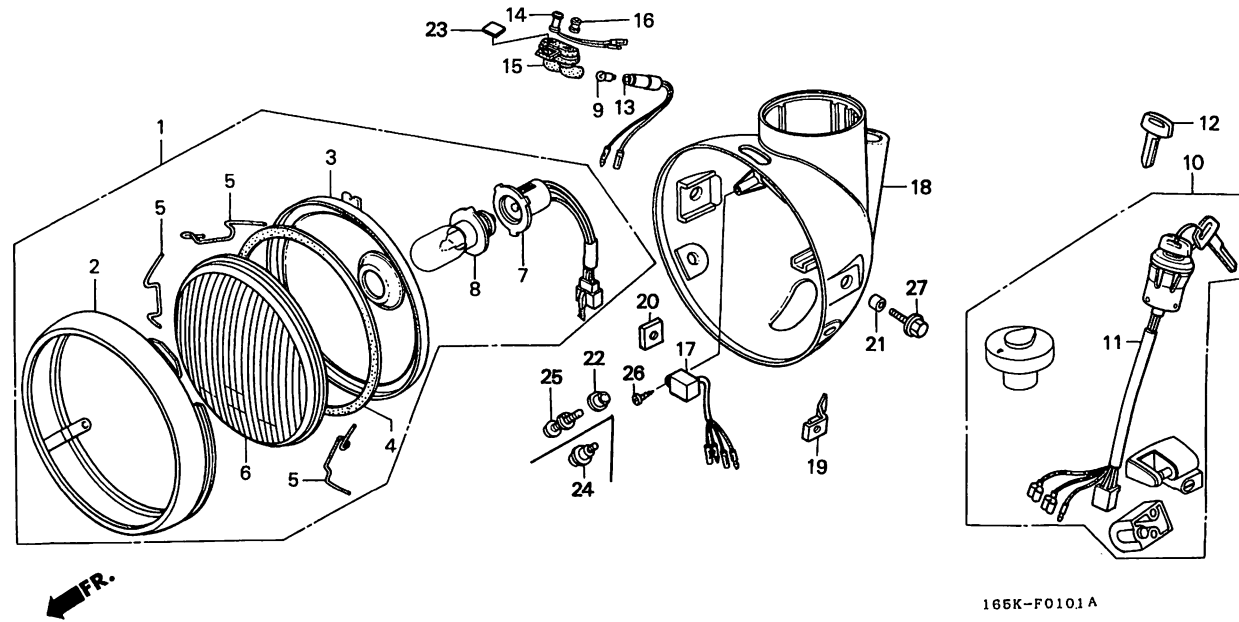
E

F2

F 3

F-1-1

Headlight
(Z50JN-DK·JP)



3

Service item	F.R.T.	Ref. No.	Part No.	Description	Reqd. No.							Serial No.	Area code	
					Z50									
					JK	J2K	J3L	JM	JN	JP	JT			
HEADLIGHT ASSY.....	0.1	1	33100-181-921	HEADLIGHT ASSY. (STANLEY) (12V 25/25W)	-	-	-	-	1	1	-	-	-	DK
.SOCKET COMP.		2	33101-397-000	RIM, HEADLIGHT.....	-	-	-	-	1	1	-	-	-	DK
.BULB, HEADLIGHT		3	33104-165-003	REFLECTOR, HEADLIGHT.....	-	-	-	-	1	1	-	-	-	DK
LENS, HEADLIGHT.....	0.2	4	33105-070-000	PACKING, HEADLIGHT.....	-	-	-	-	1	1	-	-	-	DK
(INC. RELATIVE PART)		5	33108-229-003	SPRING, UNIT HOLDER (STANLEY).	-	-	-	-	4	4	-	-	-	DK
.SOCKET, NEUTRAL PILOT		6	33121-229-003	LENS, HEADLIGHT (STANLEY).....	-	-	-	-	1	1	-	-	-	DK
.L.E.D. INDICATOR ASSY.		7	33130-GY3-003	SOCKET COMP.....	-	-	-	-	1	1	-	-	-	DK
KEY SET.....	0.9	8	34901-066-003	BULB, HEADLIGHT (STANLEY) (12V 25/25W)	-	-	-	-	1	1	-	-	-	DK
SWITCH ASSY., COMBINATION.....	0.3	9	34902-259-000	BULB, DASH (12V 3.4W) (IMASEN)	-	-	-	-	1	1	-	-	-	DK
.WARNING UNIT, SPEED		10	35010-181-920	KEY SET.....	-	-	-	-	1	1	-	-	-	DK
.CASE, HEADLIGHT		11	35100-181-921	SWITCH ASSY., COMBINATION.....	-	-	-	-	1	1	-	-	-	DK
		12	35121-G20-003	KEY, BLANK (TYPE 1).....	-	-	-	-	(1)	(1)	-	-	-	DK
			35122-G20-003	KEY, BLANK (TYPE 2).....	-	-	-	-	(1)	(1)	-	-	-	DK
		13	37226-165-672	SOCKET, NEUTRAL PILOT.....	-	-	-	-	1	1	-	-	-	DK
		14	37230-165-670	L.E.D. INDICATOR ASSY.....	-	-	-	-	1	1	-	-	-	DK
		15	37550-181-920	GROMMET, PILOT LAMP.....	-	-	-	-	1	1	-	-	-	DK
		16	37561-165-672	LENS, NEUTRAL PILOT.....	-	-	-	-	1	1	-	-	-	DK
		17	37565-181-921	WARNING UNIT, SPEED.....	-	-	-	-	1	1	-	-	-	DK
		18	61301-165-670ZF	CASE, HEADLIGHT *PB118CU*	-	-	-	-	1	1	-	-	-	DK
				CANDY IMPERIAL BLUE-U	-	-	-	-	1	1	-	-	-	DK
		19	61303-165-980	NUT, HEADLIGHT CASE (8MM).....	-	-	-	-	1	1	-	-	-	DK
		20	61304-165-013	NUT, HEADLIGHT SETTING.....	-	-	-	-	1	1	-	-	-	DK

1996.03.20

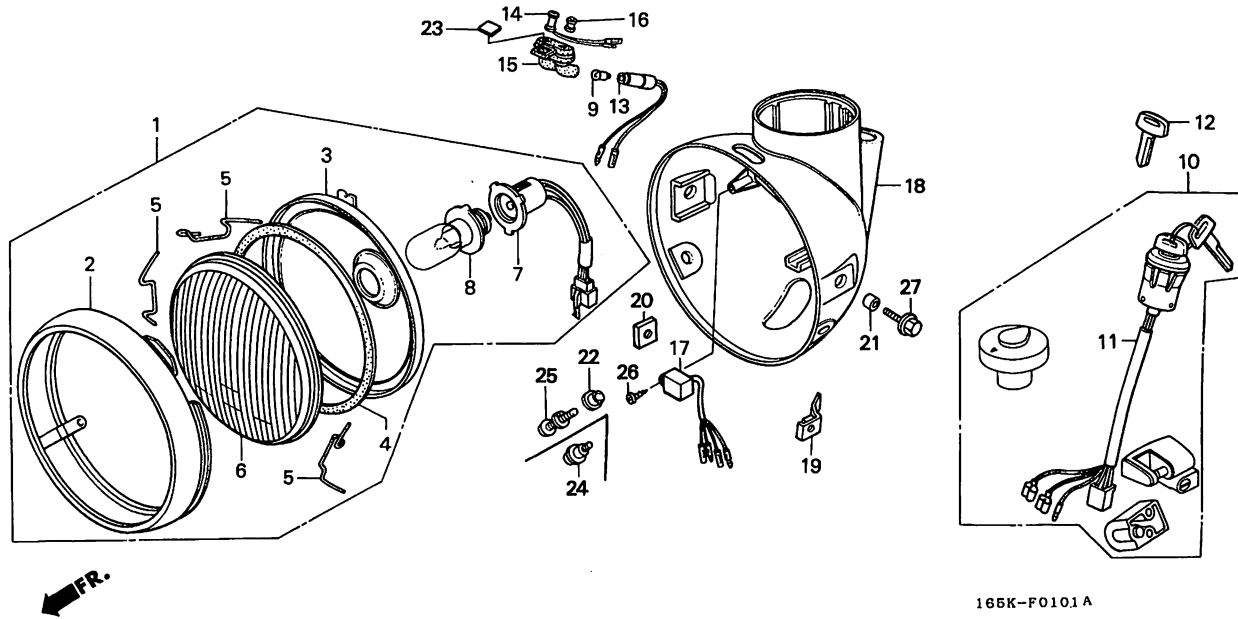
E

F3

F 4

F-1-1

Headlight
(Z50JN-DK·JP)

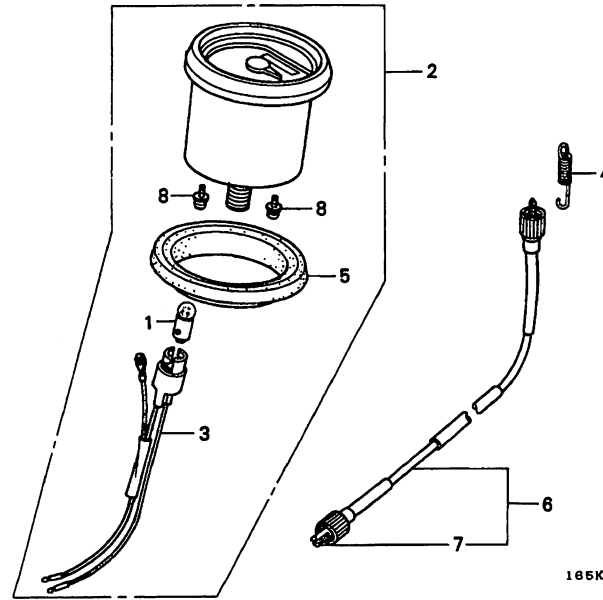


Service Item	F.R.T.	Ref. No.	Part No.	Description	Reqd. No.							Serial No.	Area code
					Z50								
					JK	J2K	J8L	JM	JN	JP	JT		
		21	61304-165-980	COLLAR, HEADLIGHT CASE.....	-	-	-	-	1	1	-	-----	DK
		22	61304-292-000	COLLAR, HEADLIGHT SETTING.....	-	-	-	-	2	-	-	6301725	DK
		23	87122-GT4-710	MARK, WING.....	-	-	-	-	1	1	-	-----	DK
		24	91508-GN2-000	SCREW, PAN, 5X10.5.....	-	-	-	-	2	-	-	6301726	DK
		25	93892-05016-00	SCREW-WASHER, 5X16.....	-	-	-	-	2	-	-	6301725	DK
		26	93901-24420	SCREW, TAPPING, 4X16.....	-	-	-	-	1	1	-	-----	DK
		27	95701-08018-00	BOLT, FLANGE, 8X18.....	-	-	-	-	2	2	-	-----	DK

F 5

F - 2

Meter



165K-F0200A

165KF0200A

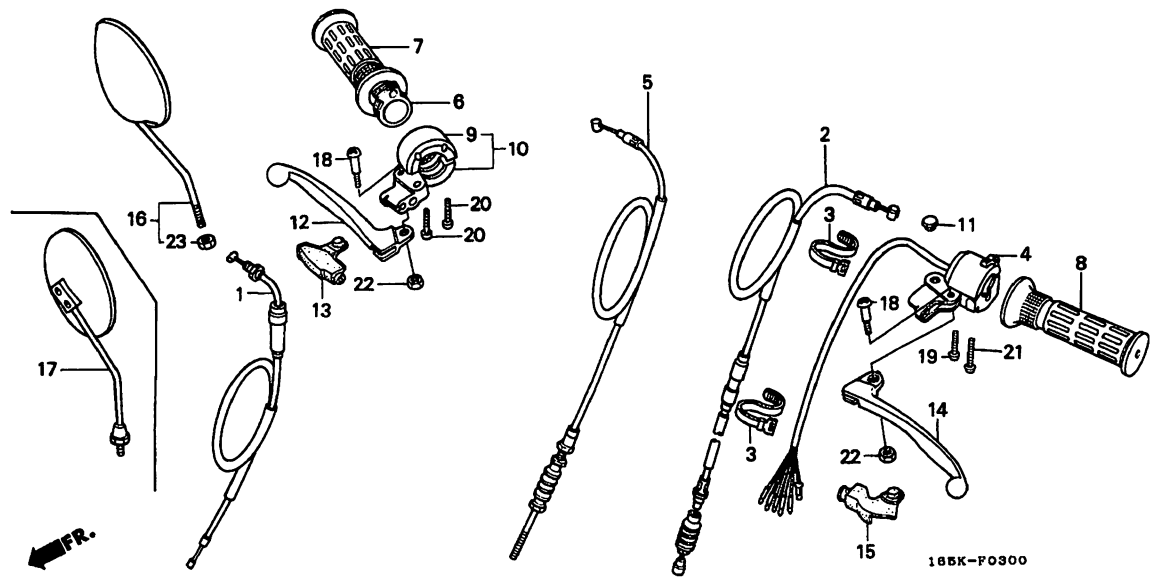
Service item	F.R.T.	Ref. No.	Part No.	Description	Reqd. No.							Serial No.	Area code
					Z 50								
					JK	J2K	J3L	JM	JN	JP	JT		
BULB, SPEEDOMETER.....	0.1	1	34908-001-000	BULB, SPEEDOMETER (6V 1.5W)...	1	1	1	1	1	-	1	-----	FI
.CABLE, SPEEDOMETER INNER			34908-GB4-700	BULB (12V 2W).....	-	-	-	-	1	1	-	-----	DK
SPEEDOMETER ASSY.....	0.3	2	37200-165-981	SPEEDOMETER ASSY.....	1	1	1	1	1	-	1	-----	FI
SOCKET COMP., ILLUMINATION.....	0.2		37200-181-921	SPEEDOMETER ASSY.....	-	-	-	-	1	1	-	-----	DK
.CABLE ASSY., SPEEDOMETER		3	37224-192-601	SOCKET COMP., ILLUMINATION....	1	1	1	1	1	-	1	-----	FI
			37224-165-670	SOCKET COMP., ILLUMINATION....	-	-	-	-	1	1	-	-----	DK
		4	37244-165-000	SPRING, SPEEDOMETER SETTING...	1	1	1	1	1	1	1	-----	
		5	37305-165-640	CUSHION, SPEEDOMETER.....	1	1	1	1	1	1	1	-----	
		6	44830-165-640	CABLE ASSY., SPEEDOMETER.....	1	1	1	1	1	1	1	-----	
		7	44831-165-640	CABLE, SPEEDOMETER INNER.....	1	1	1	1	1	1	1	-----	
		8	93892-04006-10	SCREW-WASHER, 4X6.....	2	2	2	2	2	2	2	-----	

3

F 6

F - 3

Switch-Handle lever.
Cable (Z50JK·JIK·JIII·
JM·JN·FI·JT)



185K-F0300

Service Item	F.R.T.	Ref. No.	Part No.	Description	Reqd. No.							Serial No.	Area code
					Z50								
					JK	J2K	J3L	JM	JN	JP	JT		
CABLE COMP., THROTTLE.....	0.3	1	17910-165-980	CABLE COMP., THROTTLE.....	1	1	1	1	1	-	1	-----	FI
CABLE COMP., CLUTCH.....	0.2	2	22870-165-980	CABLE COMP., CLUTCH.....	1	1	1	1	1	-	1	-----	FI
.CABLE COMP., FR. BRAKE		3	32161-404-000	BAND B1, WIRE.....	2	2	2	-	-	-	-	-----	
.PIPE, THROTTLE GRIP			90650-KV6-003	BAND, WIRE.....	-	-	-	2	2	-	2	-----	FI
.GRIP, R. HANDLE		4	35150-165-850	SWITCH ASSY., LIGHTING & HORN.	1	1	1	1	1	-	1	-----	FI
.HOUSING, UNDER THROTTLE		5	45450-165-980	CABLE COMP., FR. BRAKE.....	1	1	1	-	-	-	-	-----	
SWITCH ASSY., LIGHTING & HORN..	0.4		45450-165-981	CABLE COMP., FR. BRAKE.....	-	-	-	1	1	-	1	-----	FI
GRIP, L. HANDLE.....	0.1												
.HOUSING, UPPER THROTTLE		6	53141-147-020	PIPE, THROTTLE GRIP.....	1	1	1	1	1	-	1	-----	FI
.LEVER, R. STEERING HANDLE		7	53165-125-770	GRIP, R. HANDLE.....	1	1	1	1	1	-	1	-----	FI
.LEVER, L. STEERING HANDLE		8	53166-125-770	GRIP, L. HANDLE.....	1	1	1	1	1	-	1	-----	FI
		9	53167-125-772	HOUSING, UPPER THROTTLE.....	1	1	1	1	1	-	1	-----	FI
		10	53168-GF0-000	HOUSING, UNDER THROTTLE.....	1	1	1	1	-	-	-	-----	
			53168-GF0-010	HOUSING, UNDER THROTTLE.....	-	-	-	-	1	-	1	-----	FI
		11	53174-GR2-000	PLUG, HANDLE LEVER BRACKET....	1	1	1	1	1	-	1	-----	FI
		12	53175-165-980	LEVER, R. STEERING HANDLE.....	1	1	1	1	1	-	1	-----	FI
		13	53176-170-700	COVER, R. HANDLE LEVER.....	1	1	1	1	1	-	1	-----	FI
		14	53178-165-980	LEVER, L. STEERING HANDLE.....	1	1	1	1	1	-	1	-----	FI
		15	53179-170-700	COVER, L. HANDLE LEVER.....	1	1	1	1	1	-	1	-----	FI
		16	88110-GN2-000	MIRROR ASSY., BACK.....	1	1	1	1	-	-	-	-----	
		*	88110-165-950	MIRROR ASSY., BACK.....	-	-	-	-	1	-	-	6302452	FI
					-	-	-	-	1	-	-	6302453	FI
		17	88110-165-003	MIRROR, R. BACK.....	(1)	(1)	(1)	(1)	(1)	-	(1)	-----	FI
		18	90115-170-700	SCREW, HANDLE LEVER PIVOT.....	2	2	2	2	2	-	2	-----	FI
		19	93500-05025-0A	SCREW, PAN, 5X25.....	1	1	1	1	1	-	1	-----	FI
		20	93500-05028-0A	SCREW, PAN, 5X28.....	2	2	2	2	2	-	2	-----	FI

1996.03.20

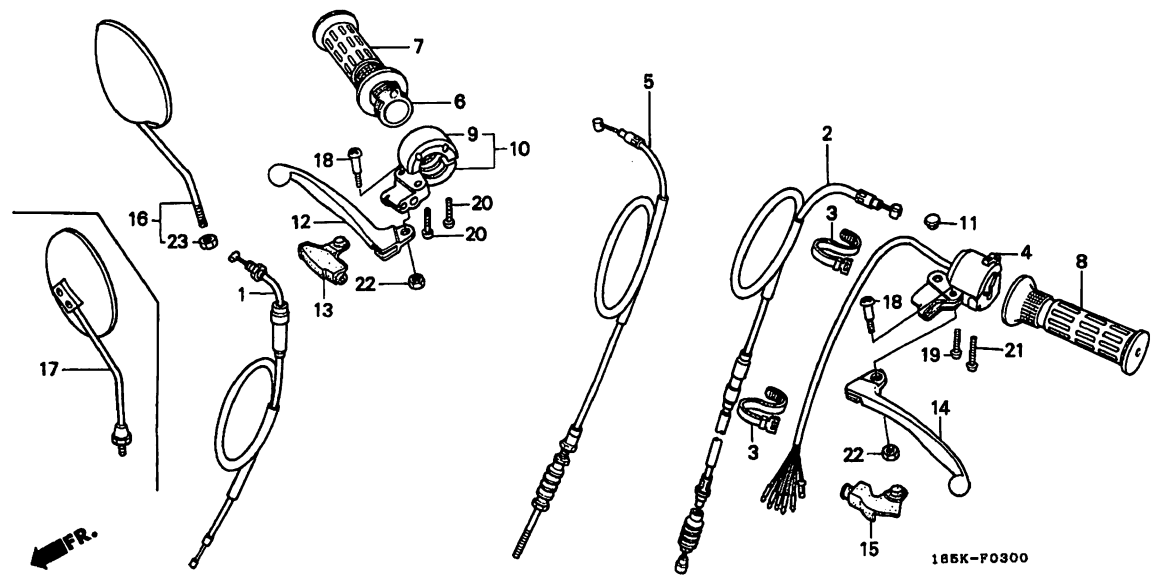
E

F6

F 7

F - 3

Switch-Handle lever.
Cable (Z50JK·JIK·JIII.L.
JM·JN·FI·JT)



185K-F0300

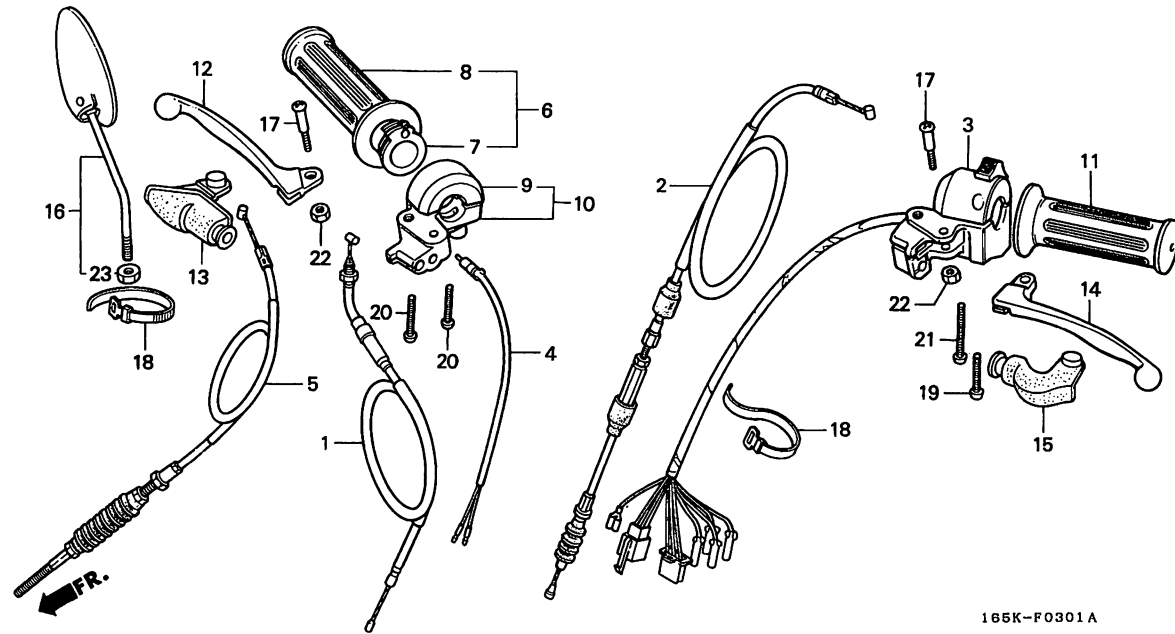
3

Service item	F.R.T.	Ref. Part No.	Description	Reqd. No.								Serial No.	Area code
				Z50									
				JK	J2K	J3L	JM	JN	JP	JT			
		21	93500-05040-0A SCREW, PAN, 5X40.....	1	1	1	1	1	-	1		FI	
		22	94001-05000-0S NUT, HEX., 5MM.....	2	2	2	2	2	-	2		FI	
		23	94001-08020-0S NUT, HEX., 8MM.....	1	1	1	1	-	-	-		FI	
		*	94001-04000-0S NUT, HEX., 4MM.....	-	-	-	-	1	-	-	6302452	FI	
				-	-	-	-	-	-	1	6302453	FI	

F 8

F-3-1

Switch·Handle lever·
Cable
(Z50JN-DK·JP)



165K-F0301 A

Service Item	F.R.T.	Ref. No.	Part No.	Description	Reqd. No.								Serial No.	Area code
					Z50									
					JK	J2K	J3L	JM	JN	JP	JT			
CABLE COMP., THROTTLE.....	0.3	1	17910-165-640	CABLE COMP., THROTTLE.....	-	-	-	-	1	-	-	-	-	DK
CABLE COMP., CLUTCH.....	0.2	*	17910-181-930	CABLE COMP., THROTTLE.....	-	-	-	-	-	1	-	-	-	DK
.SWITCH ASSY., FR. STOP		2	22870-165-640	CABLE COMP., CLUTCH.....	-	-	-	-	1	1	-	-	-	DK
.CABLE COMP., FR. BRAKE		3	35200-181-920	SWITCH ASSY., WINKER.....	-	-	-	-	1	1	-	-	-	DK
.PIPE, THROTTLE GRIP		4	35340-KYO-980	SWITCH ASSY., FR. STOP.....	-	-	-	-	1	1	-	-	-	DK
.GRIP SET, R. HANDLE		5	45450-165-640	CABLE COMP., FR. BRAKE.....	-	-	-	-	1	1	-	-	-	DK
.HOUSING, UNDER THROTTLE														
.SWITCH ASSY., WINKER.....	0.4	*	6	53140-GWO-000	GRIP COMP., THROTTLE.....	-	-	-	-	1	-	-	-	DK
.GRIP COMP., THROTTLE.....	0.1	7	53141-GC8-000	PIPE, THROTTLE GRIP.....	-	-	-	-	1	-	-	-	-	DK
.HOUSING, UPPER THROTTLE		8	53167-GWO-305	GRIP SET, R. HANDLE.....	-	-	-	-	1	1	-	-	-	DK
.GRIP SET, L. HANDLE		9	53167-125-772	HOUSING, UPPER THROTTLE.....	-	-	-	-	1	1	-	-	-	DK
.LEVER, R. STEERING HANDLE		10	53168-GFO-010	HOUSING, UNDER THROTTLE.....	-	-	-	-	1	1	-	-	-	DK
.LEVER, L. STEERING HANDLE														
		11	53168-GWO-305	GRIP SET, L. HANDLE.....	-	-	-	-	1	1	-	-	-	DK
		12	53175-165-980	LEVER, R. STEERING HANDLE.....	-	-	-	-	1	1	-	-	-	DK
		13	53176-170-700	COVER, R. HANDLE LEVER.....	-	-	-	-	1	1	-	-	-	DK
		14	53178-165-980	LEVER, L. STEERING HANDLE.....	-	-	-	-	1	1	-	-	-	DK
		15	53179-170-700	COVER, L. HANDLE LEVER.....	-	-	-	-	1	1	-	-	-	DK
		16	88110-GN2-000	MIRROR ASSY., BACK.....	-	-	-	-	2	2	-	-	-	DK
		17	90115-170-700	SCREW, HANDLE LEVER PIVOT.....	-	-	-	-	2	2	-	-	-	DK
		18	90650-KV6-003	BAND, WIRE.....	-	-	-	-	4	4	-	-	-	DK
		19	93500-05025-0A	SCREW, PAN, 5X25.....	-	-	-	-	1	1	-	-	-	DK
		20	93500-05028-0A	SCREW, PAN, 5X28.....	-	-	-	-	2	2	-	-	-	DK
		21	93500-05032-0A	SCREW, PAN, 5X32.....	-	-	-	-	1	1	-	-	-	DK
		22	94001-05000-0S	NUT, HEX., 5MM.....	-	-	-	-	2	2	-	-	-	DK
		23	94001-08020-0S	NUT, HEX., 8MM.....	-	-	-	-	2	2	-	-	-	DK

1996.03.20

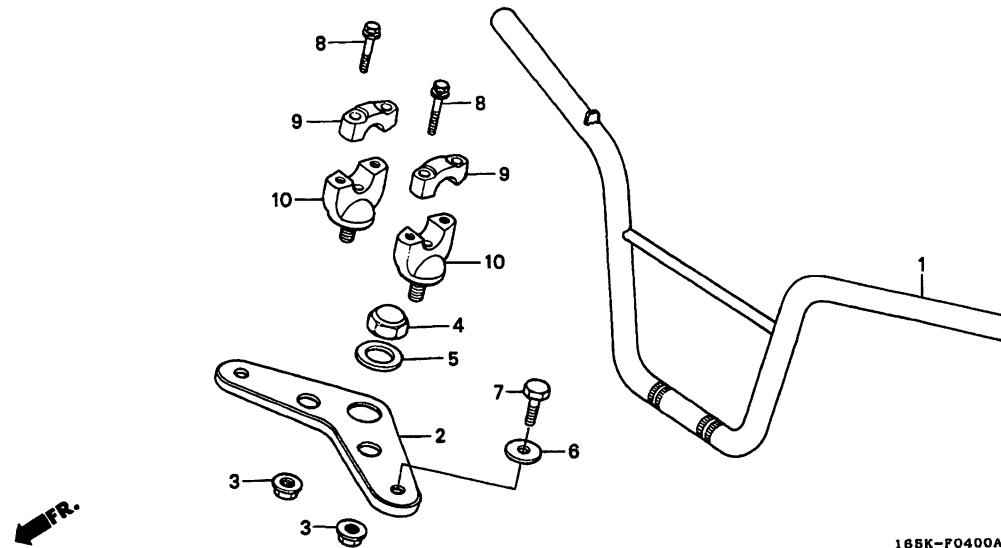
E

F8

F 9

F - 4

Handle pipe·Top bridge
(Z50JK·JIIK·JIII·JM·
JN·FI·JT)



185K-P0400A

165KF0100A

3

Service Item	F.R.T.	Ref. No.	Part No.	Description	Reqd. No.							Serial No.	Area code
					Z50								
					JK	J2K	J3L	JM	JN	JP	JT		
PIPE, STEERING HANDLE.....	0.5	1	53100-165-980ZA	PIPE, STEERING HANDLE	1	1	-	1	1	-	1	-----	FI
BRIDGE, FORK TOP.....	0.4			*NH1*.....BLACK	1	1	-	1	1	-	1	-----	FI
HOLDER B1, HANDLE PIPE UNDER... (SAME TIME FOR TWO UNITS)	0.2	2	53100-165-980ZB	*NH138*.....SHASTA WHITE	-	-	1	-	-	-	-	-----	FI
			53231-165-630ZB	BRIDGE, FORK TOP	-	1	1	-	-	-	-	-----	FI
			53231-165-630ZC	*NH138*.....SHASTA WHITE	-	1	1	-	-	-	-	-----	FI
			53231-165-631ZC	*NH1*.....BLACK	1	-	-	-	-	-	-	-----	FI
			53231-165-631ZC	*NH1*.....BLACK	-	-	-	1	1	-	1	-----	FI
		3	90304-GA6-003	NUT, AXLE, 10MM.....	2	2	2	-	-	-	-	-----	FI
			90304-GE8-003	NUT, FLANGE, 10MM.....	-	-	-	2	2	-	2	-----	FI
		4	90304-159-000	NUT, STEERING STEM.....	1	1	1	1	1	-	1	-----	FI
		5	90503-051-870	WASHER, STEERING STEM.....	1	1	1	1	1	-	1	-----	FI
		6	90527-230-000	WASHER, PLAIN, 10.3MM.....	2	2	2	2	2	-	2	-----	FI
		7	93101-10032-0B	BOLT, HEX., 10X32.....	2	2	2	2	2	-	2	-----	FI
		8	93401-06028-00	BOLT-WASHER, 6X28.....	4	4	4	4	-	-	-	-----	FI
			95801-06025-00	BOLT, FLANGE, 6X25.....	-	-	-	-	4	-	4	-----	FI
		9	95014-21101	HOLDER A1, HANDLE PIPE UPPER..	2	2	2	2	2	-	2	-----	FI
		10	95014-32100	HOLDER B1, HANDLE PIPE UNDER..	2	2	2	2	2	-	2	-----	FI

1996.03.20

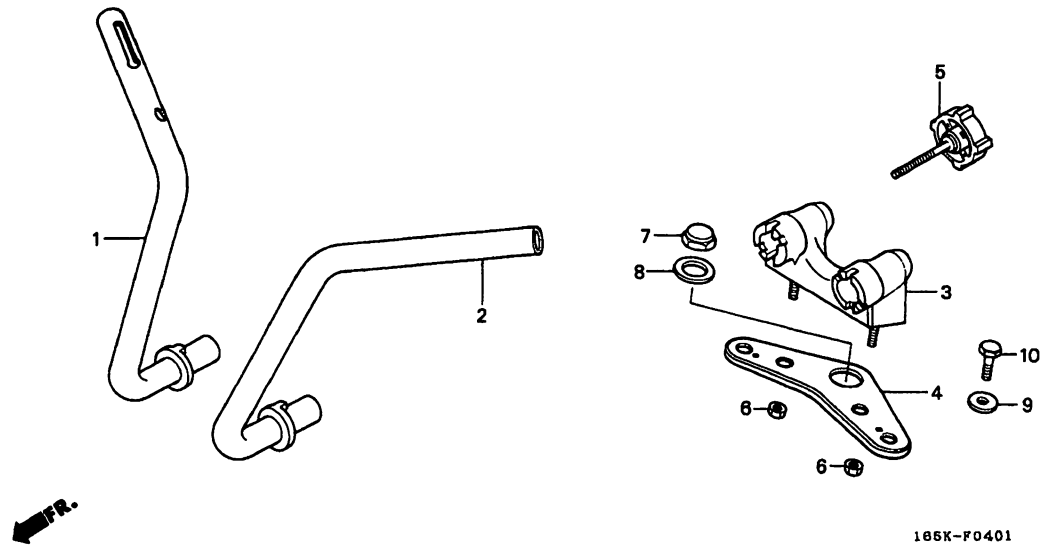
E

F9

F 10

F-4-1

Handle pipe·Top bridge
(Z50JN-DK·JP)



165KF0401

Service item	F.R.T.	Ref. No.	Part No.	Description	Reqd. No.								Serial No.	Area code
					Z50									
					JK	J2K	J3L	JM	JN	JP	JT			
PIPE, R. STEERING HANDLE.....	0.3	1	53110-165-640	PIPE, R. STEERING HANDLE.....	-	-	-	-	1	1	-	-----	DK	
.PIPE, L. STEERING HANDLE		2	53120-165-640	PIPE, L. STEERING HANDLE.....	-	-	-	-	1	1	-	-----	DK	
.HOLDER, STEERING HANDLE		3	53131-165-640	HOLDER, STEERING HANDLE.....	-	-	-	-	1	1	-	-----	DK	
.BRIDGE, FORK TOP		4	53231-165-640ZA	BRIDGE, FORK TOP *NH105*...MAT BLACK (#15-#20)	-	-	-	-	1	1	-	-----	DK	
		5	53740-098-970	KNOB COMP., HANDLE HOLDER.....	-	-	-	-	2	2	-	-----	DK	
		6	90304-GE8-003	NUT, FLANGE, 10MM.....	-	-	-	-	2	2	-	-----	DK	
		7	90304-159-000	NUT, STEERING STEM.....	-	-	-	-	1	1	-	-----	DK	
		8	90503-051-870	WASHER, STEERING STEM.....	-	-	-	-	1	1	-	-----	DK	
		9	90527-230-000	WASHER, PLAIN, 10.3MM.....	-	-	-	-	2	2	-	-----	DK	
		10	93101-10032-0B	BOLT, HEX., 10X32.....	-	-	-	-	2	2	-	-----	DK	

1996.03.20

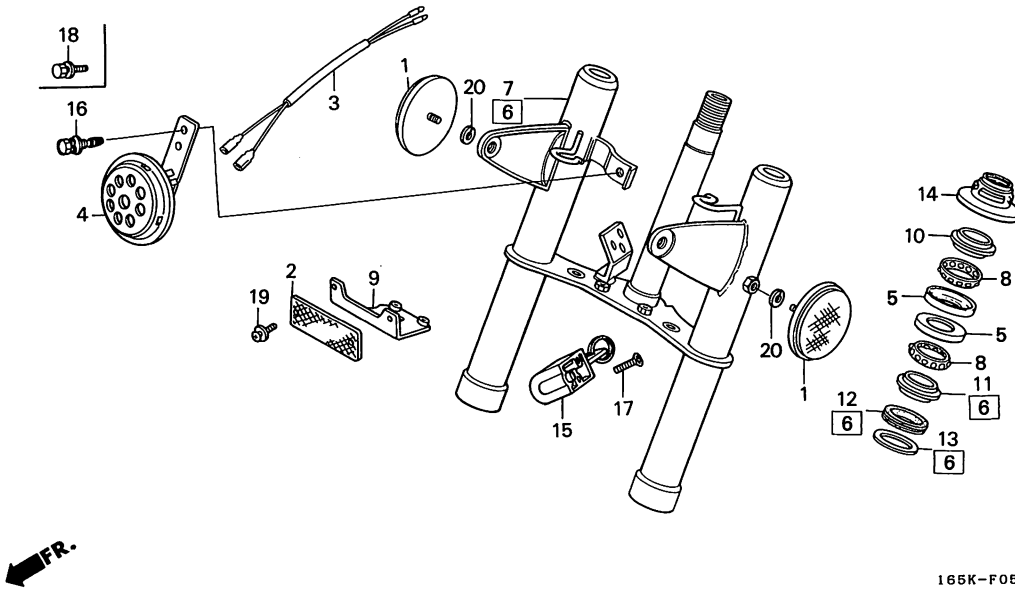
E

F10

F 11

F - 5

Front fork



165K-F0500B

Service item	F.R.T.	Ref. No.	Part No.	Description	Reqd. No.							Serial No.	Area code
					Z50								
					JK	J2K	J3L	JM	JN	JP	JT		
SUB HARNESS, HORN.....	0.2	1	33741-MM9-690	REFLECTOR, FR. REFLEX.....	2	2	2	2	-	-	-		
HORN COMP.....	0.1				-	-	-	-	2	-	-	6302762	FI
RACE, STEERING TOP BALL.....	0.8	*	33741-KAK-971	REFLECTOR, FR. REFLEX.....	-	-	-	-	2	-	-	6302763	FI
(SAME TIME FOR TWO UNITS)											2		
.RACE, STEERING BOTTOM CONE													FI
FORK SET, FR.....	1.0	2	33741-165-980	REFLECTOR, FR. REFLEX.....	1	1	1	1	1	-	1		
FORK COMP., FR.....	1.2	3	38105-165-640	SUB HARNESS, HORN.....	1	1	1	1	1	1	1		
RACE, STEERING TOP CONE.....	0.4	4	38110-192-000	HORN COMP.....	1	1	1	-	-	-	-		
.THREAD COMP., STEERING HEAD													FI
TOP													DK
LOCK, STEERING HANDLE.....	0.6	*	50301-041-010	RACE, STEERING TOP BALL.....	2	2	2	2	2	2	2		
		*	51110-165-305ZA	FORK SET, FR.									
				PB118CU									
				CANDY IMPERIAL BLUE-U	-	-	-	-	1	-	-	6302442	DK
					-	-	-	-	-	1	-		
		*	51110-181-305ZA	*NH1*.....BLACK	-	-	-	-	-	-	1		
		*	51510-165-980ZA	FORK COMP., FR.									
				NH138.....SHASTA WHITE	-	1	1	-	-	-	-		
				NH1.....BLACK	1	-	-	1	1	-	-		FI
				PB118CU									
				CANDY IMPERIAL BLUE-U	-	-	-	-	1	-	-		DK
		8	53210-GS9-003	BALL ASSY., STEERING STEEL....	2	2	2	2	2	2	2		
		9	53210-165-981	STAY, FR. REFLECTOR.....	1	1	1	1	1	-	1		FI
		10	53211-028-010	RACE, STEERING TOP CONE.....	1	1	1	1	1	1	1		
		11	53212-030-010	RACE, STEERING BOTTOM CONE....	1	1	1	1	1	1	1		
		12	53214-001-010	DUST SEAL, STEERING HEAD.....	1	1	1	1	1	1	1		
		13	53215-120-000	WASHER, DUST SEAL.....	1	1	1	1	1	1	1		
		14	53220-098-670	THREAD COMP., STEERING HEAD									
				TOP	1	1	1	1	1	1	1		

1996.03.20

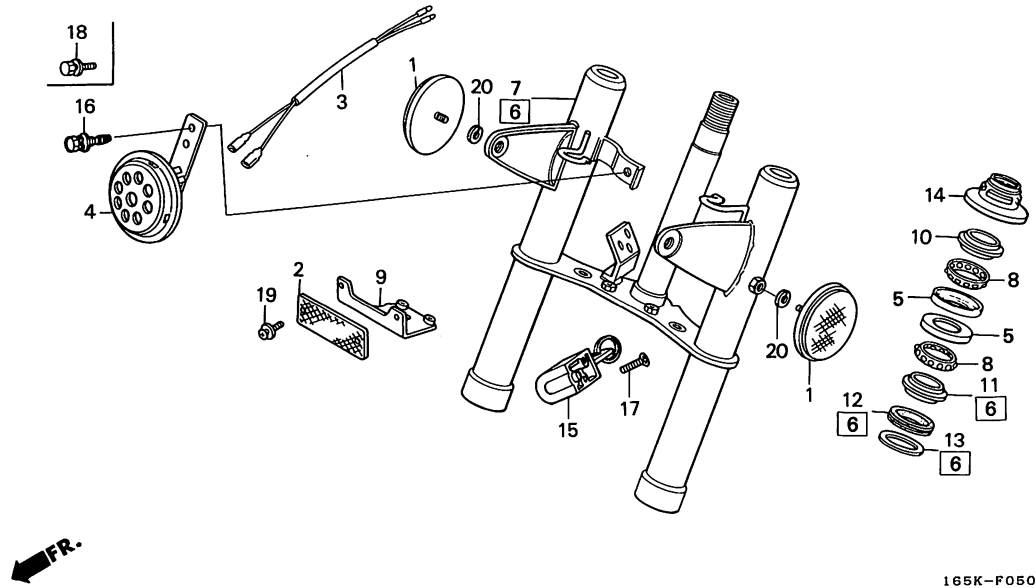
E

F11

F 12

F - 5

Front fork



165K-F0500 B

FR.

Service item	F.R.T.	Ref. No.	Part No.	Description	Reqd. No.							Serial No.	Area code	
					Z50	JK	J2K	J3L	JM	JN	JP			JT
		15	53600-086-007	LOCK, STEERING HANDLE (HONDA LOCK)	-	-	-	-	-	1	1	-	-----	DK
		16	90149-SE0-003	BOLT, EARTH, 6X16 (WASHER 18MM)	-	-	-	-	-	1	1	-	-----	DK
		17	90164-028-000	SCREW, U-LOCK FLAT, 6X12.....	-	-	-	-	-	2	2	-	-----	DK
		18	93412-06012-00	BOLT-WASHER, 6X12.....	1	1	1	1	-	-	-	-	-----	DK
			95701-06012-00	BOLT, FLANGE, 6X12.....	-	-	-	-	-	1	-	1	-----	FI
		19	93891-04012-00	SCREW-WASHER, 4X12.....	2	2	2	2	2	2	-	2	-----	FI
		20	94111-06800	WASHER, SPRING, 6MM.....	-	-	-	-	-	2	-	2	-----	FI

1996.03.20

E

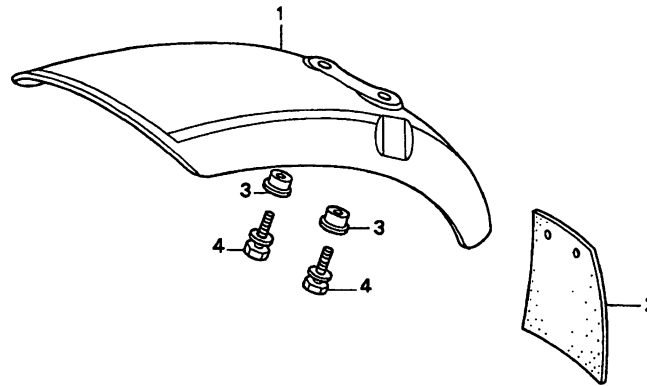
F12

3

F 13

F - 6

Front fender



165K-P0800

165KF0600

3

Service item	F.R.T.	Ref. No.	Part No.	Description	Reqd. No.								Serial No.	Area code
					Z 50									
					JK	J2K	J3L	JM	JN	JP	JT			
FENDER, FR.....	0.1	1	61100-165-000ZF	FENDER, FR.	1	-	-	1	1	-	1	-----	-----	FI
			NH1BLACK	-	-	-	-	-	-	-	-----	-----	FI
			61100-165-000ZJ	*NH138*	-	1	1	-	-	-	-	-----	-----	FI
			61100-165-710ZD	*PB118CU*	-	-	-	-	-	-	-	-----	-----	FI
				CANDY IMPERIAL BLUE-U	-	-	-	-	1	1	-	-----	-----	DK
		2	80105-165-890	MUDGUARD, RR.....	1	1	1	1	1	-	1	-----	-----	FI
		3	90556-044-000	WASHER, FR. FENDER SETTING....	2	2	2	2	-	-	-	-----	-----	FI
			90522-170-700	COLLAR, GEARSHIFT LEVER	-	-	-	-	-	-	-	-----	-----	FI
				SETTING	-	-	-	-	2	-	2	-----	-----	FI
		4	93401-06028-00	BOLT-WASHER, 6X28.....	2	2	2	2	-	-	-	-----	-----	DK
			95701-06028-00	BOLT, FLANGE, 6X28.....	-	-	-	-	2	-	-	-----	6302441	DK
					-	-	-	-	2	-	2	-----	-----	FI

1996.03.20

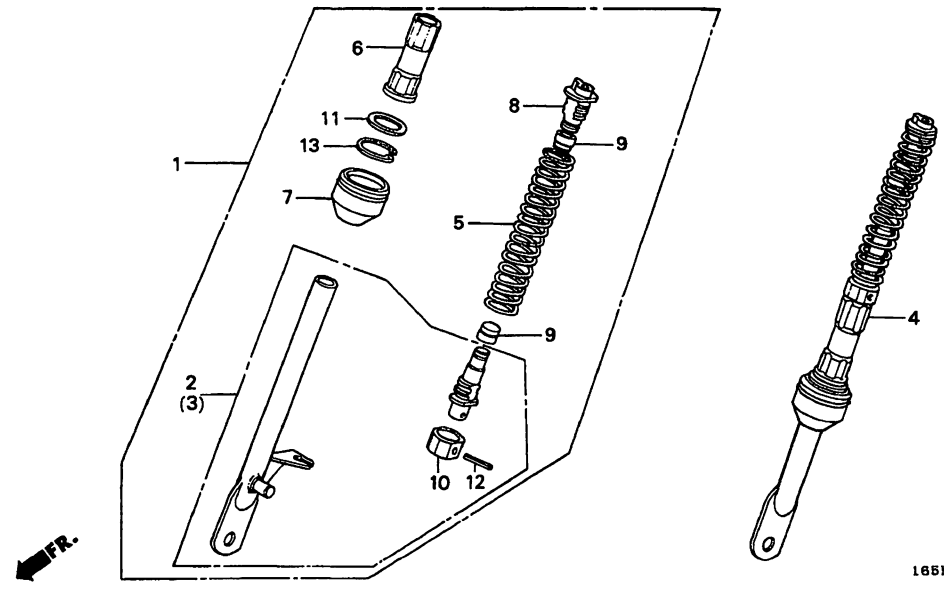
E

F13

F 14

F - 7

Front cushion



165K-P0700

165KF0700

Service item	F.R.T.	Ref. No.	Part No.	Description	Reqd. No.							Serial No.	Area code
					Z50								
					JK	J2K	J3L	JM	JN	JP	JT		
CUSHION ASSY., FR.....	0.4	1	51400-165-600	CUSHION ASSY., R. FR.....	1	1	1	1	-	-	-		
(ADD 0.2 FOR EACH.)			51400-181-950	CUSHION ASSY., R. FR.....	-	-	-	-	1	-	1		FI
PIPE COMP., FR. CUSHION SLIDE..	0.6		51400-165-000	CUSHION ASSY., R. FR.....	-	-	-	-	1	1	-		DK
(ADD 0.4 FOR EACH.)			2	51450-165-600	PIPE COMP., R. FR. CUSHION								
(INC. RELATIVE PART)					SLIDE	1	1	1	1	-	-		
SPRING, FR. CUSHION.....	0.5	*	51450-181-305	PIPE COMP., R. FR. CUSHION					1	-	1		FI
(ADD 0.3 FOR EACH.)					SLIDE	-	-	-	-	1	-		
					HALF	-	-	-	-	1	1		DK
			3	51460-165-000	PIPE, L. FR. CUSHION SLIDE								
					HALF	1	1	1	1	1	1		
			4	51500-165-000	CUSHION ASSY., L. FR.....	1	1	1	1	1	1		
			5	51501-120-000	SPRING, FR. CUSHION.....	2	2	2	2	2	2		
			6	51502-045-670	GUIDE, FR. FORK PIPE.....	2	2	2	2	2	2		
			7	51503-165-003	DUST SEAL, FR. FORK.....	2	2	2	2	2	2		
			8	51504-165-000	HOLDER, SPRING UPPER.....	2	2	2	2	2	2		
			9	51506-064-020	RUBBER, FR. CUSHION STOPPER...	4	4	4	4	4	4		
			10	51507-098-000	PISTON, SLIDE PIPE.....	2	2	2	2	2	2		
			11	51507-165-000	RING, BACK UP.....	2	2	2	2	2	2		
			12	51526-098-000	PIN, SPRING.....	2	2	2	2	2	2		
			13	94520-34000	CIRCLIP, INTERNAL, 34MM.....	2	2	2	2	2	2		

1996.03.20

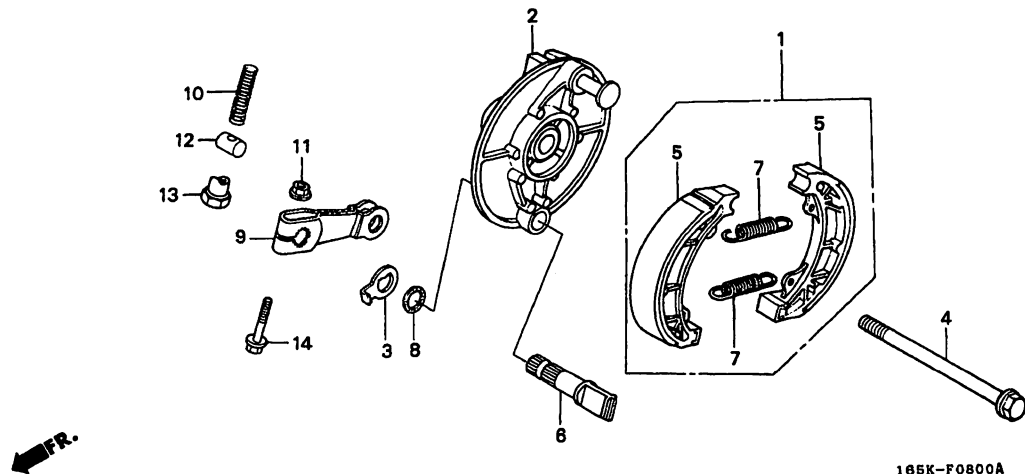
E

F14

F 15

F - 8

Front brake panel



165K-F0800A

3

Service Item	F.R.T.	Ref. No.	Part No.	Description	Reqd. No.							Serial No.	Area code	
					Z50									
					JK	J2K	J3L	JM	JN	JP	JT			
SHOE SET, BRAKE.....	0.3	1	06450-096-651	SHOE SET, BRAKE (JB).....	1	1	1	1	-	1	-	-----	6302752	DK
PANEL, RR. BRAKE.....	0.4		06450-096-652	SHOE SET, BRAKE (ASK).....	1	1	1	1	-	-	-	-----		DK
(INC. RELATIVE PART)												-----		DK
AXLE, FR. WHEEL.....	0.2		06450-096-654	SHOE SET, BRAKE (AAP).....	-	-	-	-	1	1	-	-----		DK
ARM, FR. BRAKE.....	0.1	*	06450-GAG-003	SHOE SET, BRAKE (ASK).....	-	-	-	-	1	-	-	6302753	-----	DK
(INC. RELATIVE PART)												-----		FI
		2	43100-130-654ZA	PANEL, RR. BRAKE										
				NH138.....SHASTA WHITE	-	1	-	-	-	-	-	-----		FI
			43100-130-654ZE	*R109*.....PASSION RED	1	-	-	1	1	-	-	-----		FI
			43100-130-654ZF	*RP113*.....PENELOPE PINK	-	-	1	-	-	-	-	-----		FI
			43100-130-654ZH	*G143*.....REFRESH GREEN	-	-	-	1	1	-	-	-----		DK
			43100-130-654ZB	*NH35M*..CLOUD SILVER METALLIC	-	-	-	-	-	-	1	-----		DK
		3	43145-130-650	INDICATOR, RR. BRAKE.....	1	1	1	1	-	-	-	-----	6302441	DK
		*	43145-GS9-000	INDICATOR, RR. BRAKE.....	-	-	-	-	1	-	-	6302442	-----	DK
					-	-	-	-	1	-	1	-----		FI
		4	44301-045-010	AXLE, FR. WHEEL.....	1	1	1	-	-	-	-	-----		
			44301-GN5-900	AXLE, FR. WHEEL.....	-	-	-	1	1	1	1	-----		
		5	45120-096-651	SHOE COMP., BRAKE (JB).....	2	2	2	-	-	-	-	-----		
			45120-096-652	SHOE COMP., BRAKE (ASK).....	2	2	2	-	-	-	-	-----		
		6	45131-400-020	CAM, FR. BRAKE.....	1	1	1	1	1	1	1	-----		
		7	45133-028-000	SPRING, BRAKE SHOE.....	2	2	2	2	2	2	2	-----		
		8	45134-250-000	DUST SEAL, BRAKE CAM.....	1	1	1	1	1	1	1	-----		
		9	45410-130-650	ARM, FR. BRAKE.....	1	1	1	1	-	-	-	-----		DK
					-	-	-	-	1	-	-	-----		DK

1996.03.20

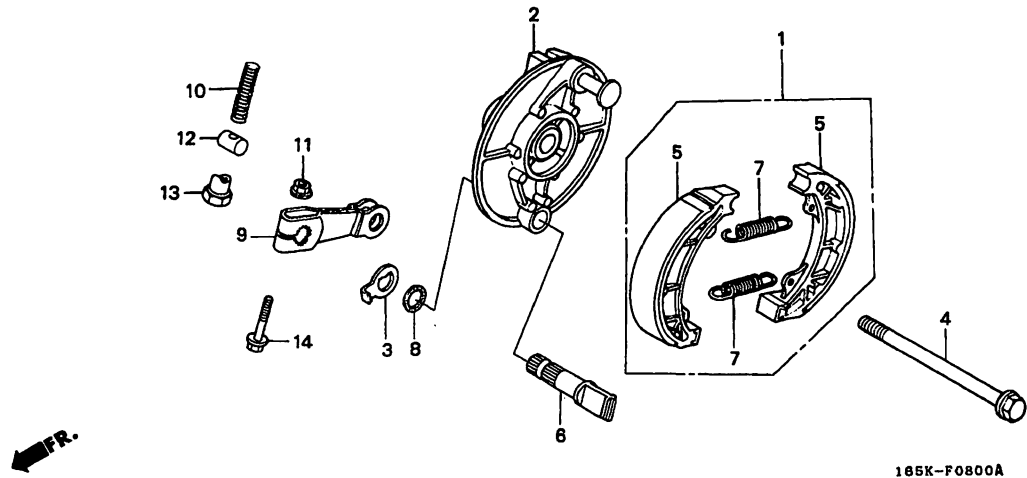
E

F15

F 16

F - 8

Front brake panel



165K-F0800A

Service item	F.R.T.	Ref. No.	Part No.	Description	Reqd. No.							Serial No.	Area code
					Z50								
					JK	J2K	J3L	JM	JN	JP	JT		
		* (9)	45410-181-950	ARM, FR. BRAKE.....	-	-	-	-	1	-	-	6302442	----- DK
			10 45437-001-000	SPRING, FR. BRAKE ARM.....	1	1	1	-	-	-	-	-----	----- FI
			45454-181-960	SPRING, FR. BRAKE.....	-	-	-	1	1	1	1		
			11 94050-06000	NUT, FLANGE, 6MM.....	1	1	1	1	-	1	1	-----	6302441 DK
		*	90301-473-003	NUT, U, 6MM.....	-	-	-	-	1	-	-	6302442	----- DK
			12 95015-32001	JOINT B, BRAKE ARM.....	-	-	-	-	1	-	-	-----	----- FI
			13 95015-42000	NUT B, BRAKE ROD ADJUSTING....	1	1	1	1	1	1	1		
			14 95701-06028-00	BOLT, FLANGE, 6X28.....	1	1	1	1	-	-	1		
			95701-06035-00	BOLT, FLANGE, 6X35.....	-	-	-	-	1	1	1		

1996.03.20

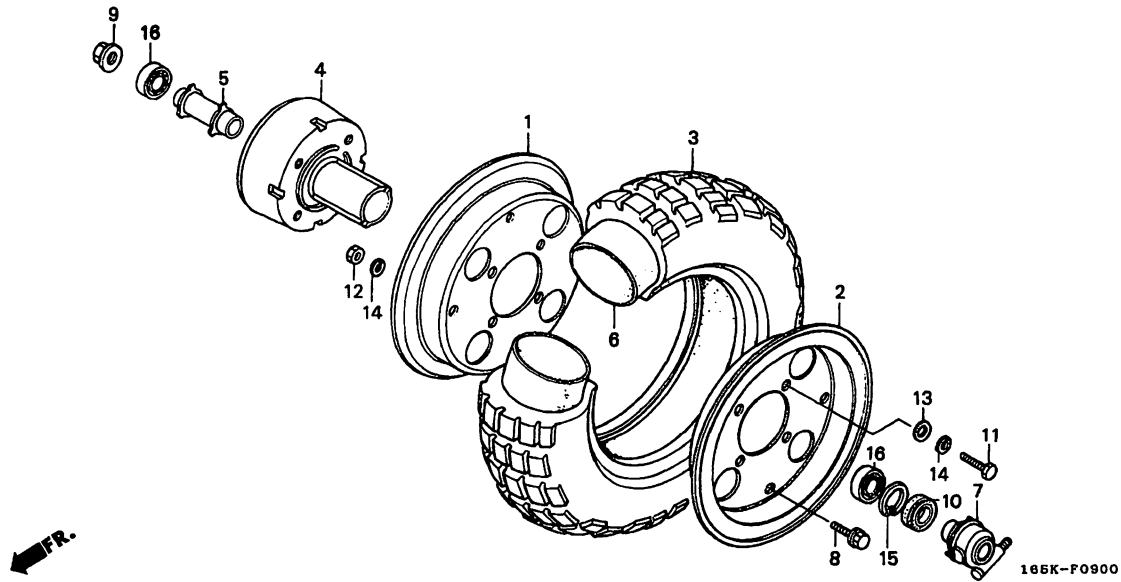
E

F16

G 1

F - 9

Front wheel
(Z50JK·JIK·JIII·JM)



165K-F0900

3

Service item	F.R.T.	Ref. No.	Part No.	Description	Reqd. No.							Serial No.	Area code
					Z50								
					JK	J2K	J3L	JM	JN	JP	JT		
RIM, WHEEL.....	0.6	1	42701-045-670ZD	RIM, R. WHEEL	-	1	-	-	-	-	-		
(SAME TIME FOR TWO UNITS)				*NH138*.....SHASTA WHITE	-	1	-	-	-	-	-		
.TIRE, WHEEL			42701-045-670ZE	*R109*.....PASSION RED	1	-	-	-	-	-	-	5068634	
.HUB, FR. WHEEL			42701-045-671ZC	*R109*.....PASSION RED	1	-	-	-	-	-	-	5068635	
.TUBE, WHEEL					-	-	-	1	-	-	-		
COLLAR, FR. AXLE DISTANCE.....	0.4		42701-045-671ZD	*RP113*.....PENELOPE PINK	-	-	1	-	-	-	-		
.BEARING, RADIAL BALL, 6201U			42701-045-671ZF	*G143*.....REFRESH GREEN	-	-	-	1	-	-	-		
(ADD 0.1 FOR EACH.)													
BOX ASSY., SPEEDOMETER GEAR....	0.2	2	42702-045-670ZD	RIM, L. WHEEL	-	1	-	-	-	-	-		
				NH138.....SHASTA WHITE	-	1	-	-	-	-	-		
			42702-045-670ZE	*R109*.....PASSION RED	1	-	-	-	-	-	-	5068634	
			42702-045-671ZC	*R109*.....PASSION RED	1	-	-	-	-	-	-	5068635	
					-	-	-	1	-	-	-		
			42702-045-671ZD	*RP113*.....PENELOPE PINK	-	-	1	-	-	-	-		
			42702-045-671ZF	*G143*.....REFRESH GREEN	-	-	-	1	-	-	-		
			3	42711-165-013	TIRE, WHEEL (INOUE)	1	1	1	1	-	-		
					(3.50-8 2PR/35J)	1	1	1	1	-	-		
			4	44600-045-673ZA	HUB, FR. WHEEL	-	1	-	-	-	-		
				NH138.....SHASTA WHITE	-	1	-	-	-	-	-		
			44600-045-673ZF	*R109*.....PASSION RED	1	-	-	1	-	-	-		
			44600-045-673ZG	*RP113*.....PENELOPE PINK	-	-	1	-	-	-	-		
			44600-045-673ZJ	*G143*.....REFRESH GREEN	-	-	-	1	-	-	-		
			5	44620-045-020	COLLAR, FR. AXLE DISTANCE.....	1	1	1	1	-	-		
			6	44712-120-154	TUBE, WHEEL (INOUE)(3.50-8)...	1	1	1	1	-	-		
			7	44800-045-691	BOX ASSY., SPEEDOMETER GEAR...	1	1	1	1	-	-		
			8	90194-567-010	BOLT, SPLIT WHEEL.....	4	4	4	4	-	-		
			9	90306-KFO-003	NUT, FLANGE, 12MM.....	1	1	1	1	-	-		
			10	91252-001-023	OIL SEAL, 21X35X5.5.....	1	1	1	1	-	-		

1996.03.20

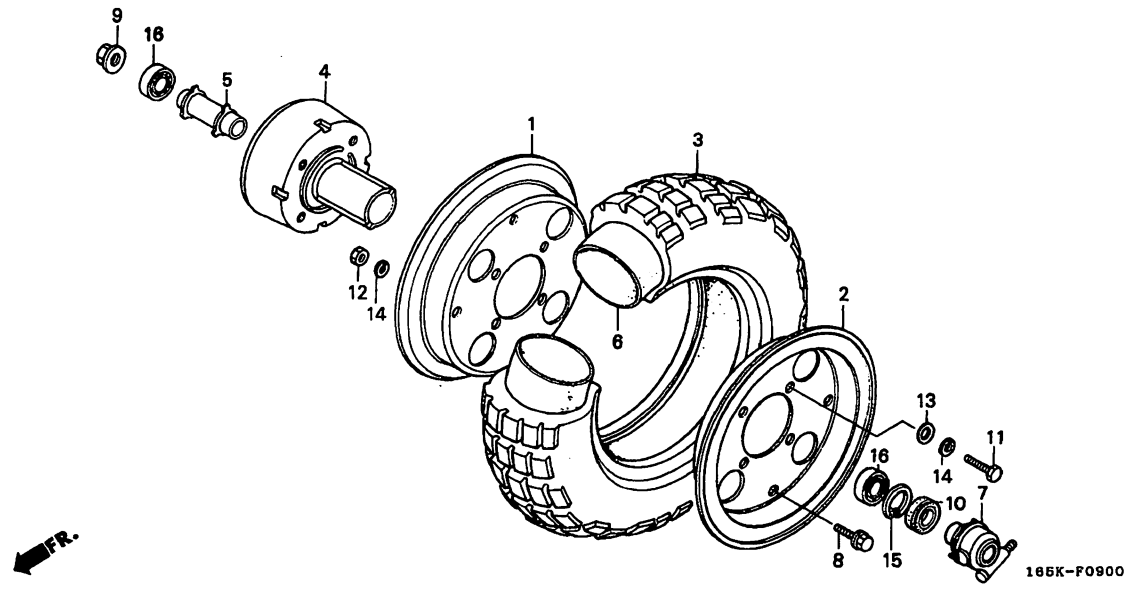
E

G1

G 2

F - 9

Front wheel
(Z50JK·JIIK·JIII·JM)



165K-F0900

165KF0900

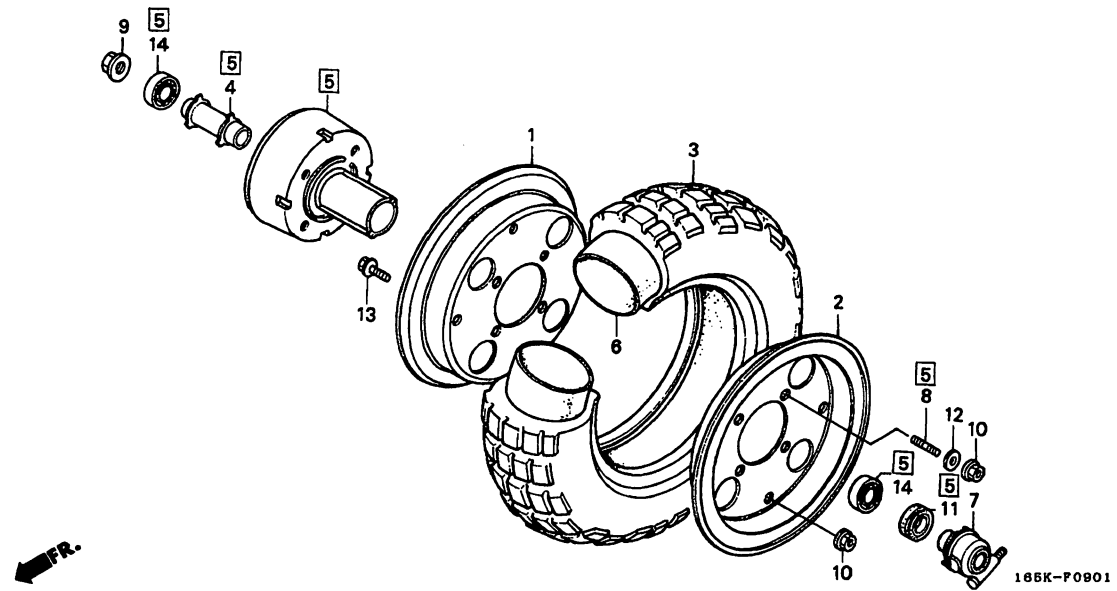
Service Item	F.R.T.	Ref. No.	Part No.	Description	Reqd. No.							Serial No.	Area code
					Z50								
					JK	J2K	J3L	JM	JN	JP	JT		
		11	92101-08018-0A	BOLT, HEX., 8X18.....	4	4	4	4	-	-	-		
		12	94030-08000	NUT, HEX., 8MM.....	4	4	4	4	-	-	-		
		13	94101-08000	WASHER, PLAIN, 8MM.....	4	4	4	4	-	-	-		
		14	94111-08000	WASHER, SPRING, 8MM.....	8	8	8	8	-	-	-		
		15	94520-32000	CIRCLIP, INTERNAL, 32MM.....	1	1	1	1	-	-	-		
		16	96140-62010-10	BEARING, RADIAL BALL, 6201U...	2	2	2	2	-	-	-		

3

G 3

F-9-1

Front wheel
(Z50JN·JP·JT)



165K-P0901

165KF0901

3

Service item	F.R.T.	Ref. No.	Part No.	Description	Reqd. No.							Serial No.	Area code
					Z50								
					JK	J2K	J3L	JM	JN	JP	JT		
RIM, WHEEL.....	0.6	1	42701-045-671ZA	RIM, R. WHEEL *NH35M*.CLOUD SILVER METALLIC	-	-	-	-	1	1	-	-----	DK
(SAME TIME FOR TWO UNITS)													
.TIRE, WHEEL			42701-045-671ZC	*R109*.....PASSION RED	-	-	-	-	1	-	-	-----	FI
.TUBE, WHEEL			42701-045-671ZF	*G143*.....REFRESH GREEN	-	-	-	-	1	-	-	-----	FI
COLLAR, FR. AXLE DISTANCE.....	0.4	2	42702-045-671ZA	RIM, L. WHEEL *NH35M*.CLOUD SILVER METALLIC	-	-	-	-	1	1	-	-----	DK
.BEARING, RADIAL BALL, 6201U (ADD 0.1 FOR EACH.)			42702-045-671ZC	*R109*.....PASSION RED	-	-	-	-	1	-	-	-----	FI
HUB SET, FR. WHEEL.....	0.3		42702-045-671ZF	*G143*.....REFRESH GREEN	-	-	-	-	1	-	-	-----	FI
BOX ASSY., SPEEDOMETER GEAR....	0.2	3	42711-165-013	TIRE, WHEEL (INOUE) (3.50-8 2PR/35J)	-	-	-	-	1	1	1	-----	
		4	44620-045-020	COLLAR, FR. AXLE DISTANCE.....	-	-	-	-	1	1	1	-----	
		5	44650-181-405ZA	HUB SET, FR. WHEEL *G143*.....REFRESH GREEN	-	-	-	-	1	-	-	-----	FI
			44650-181-405ZB	*R109*.....PASSION RED	-	-	-	-	1	-	-	-----	FI
			44650-181-405ZC	*NH35M*.CLOUD SILVER METALLIC	-	-	-	-	1	1	-	-----	DK
		6	44712-120-154	TUBE, WHEEL (INOUE)(3.50-8)...	-	-	-	-	1	1	1	-----	
		7	44800-045-691	BOX ASSY., SPEEDOMETER GEAR...	-	-	-	-	1	1	1	-----	
		8	90125-181-950	BOLT, STUD, 8X17.....	-	-	-	-	4	4	4	-----	
		9	90306-KFO-003	NUT, FLANGE, 12MM.....	-	-	-	-	1	1	1	-----	
		10	90309-KFO-003	NUT, FLANGE, 8MM.....	-	-	-	-	8	8	8	-----	
		11	91252-001-023	OIL SEAL, 21X35X5.5.....	-	-	-	-	1	1	1	-----	
		12	94101-08000	WASHER, PLAIN, 8MM.....	-	-	-	-	4	4	4	-----	
		13	95701-08016-00	BOLT, FLANGE, 8X16.....	-	-	-	-	4	4	4	-----	
		14	96140-62010-10	BEARING, RADIAL BALL, 6201U...	-	-	-	-	2	2	2	-----	

1996.03.20

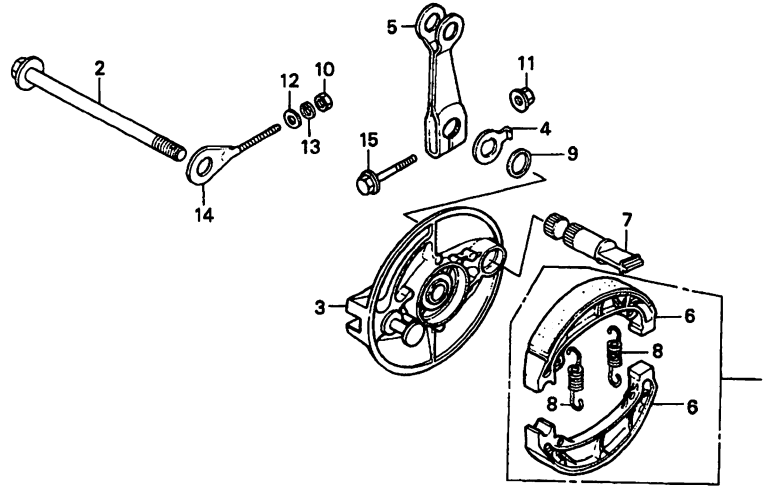
E

G3

G 4

F-10

Rear brake panel



186K-P1000A

186KF1000A

Service Item	F.R.T.	Ref. No.	Part No.	Description	Reqd. No.							Serial No.	Area code	
					Z50									
					JK	J2K	J3L	JM	JN	JP	JT			
SHOE SET, BRAKE.....	0.4	1	06450-096-651	SHOE SET, BRAKE (JB).....	1	1	1	1	-	1	-	-----	6302752	DK
AXLE, RR. WHEEL.....	0.3		06450-096-652	SHOE SET, BRAKE (ASK).....	1	1	1	1	-	-	-	-----		
PANEL, RR. BRAKE.....	0.5		06450-096-654	SHOE SET, BRAKE (AAP).....	-	-	-	-	1	1	-	-----		DK
(INC. RELATIVE PART)		*	06450-GAG-003	SHOE SET, BRAKE (ASK).....	-	-	-	-	1	-	-	6302753	-----	DK
ARM, RR. BRAKE.....	0.1				-	-	-	-	1	-	1	-----		FI
(INC. RELATIVE PART)					-	-	-	-	1	-	-	-----		
		2	42301-181-760	AXLE, RR. WHEEL.....	1	1	1	-	-	-	-	-----		
			42301-GW8-670	AXLE, RR. WHEEL.....	-	-	-	1	1	1	1	-----		
		3	43100-130-654ZA	PANEL, RR. BRAKE	-	-	-	-	-	-	-	-----		
				NH138.....SHASTA WHITE	-	1	-	-	-	-	-	-----		
			43100-130-654ZE	*R109*.....PASSION RED	1	-	-	1	1	-	-	-----		FI
			43100-130-654ZF	*RP113*.....PENELOPE PINK	-	-	1	-	-	-	-	-----		
			43100-130-654ZH	*G143*.....REFRESH GREEN	-	-	-	1	1	-	-	-----		FI
			43100-130-654ZB	*NH35M*.CLOUD SILVER METALLIC	-	-	-	-	1	1	-	-----		DK
					-	-	-	-	-	-	1	-----		
		4	43145-130-650	INDICATOR, RR. BRAKE.....	1	1	1	1	-	-	-	-----	6302441	DK
		*	43145-GS9-000	INDICATOR, RR. BRAKE.....	-	-	-	-	1	-	-	6302442	-----	DK
					-	-	-	-	1	-	1	-----		FI
					-	-	-	-	-	1	-	-----		
		5	43410-130-650	ARM, RR. BRAKE.....	1	1	1	1	-	-	-	-----	6302141	DK
			45410-181-950	ARM, FR. BRAKE.....	-	-	-	-	1	-	1	-----		FI
					-	-	-	-	-	1	-	-----		
		6	45120-096-651	SHOE COMP., BRAKE (JB).....	2	2	2	-	-	-	-	-----		
			45120-096-652	SHOE COMP., BRAKE (ASK).....	2	2	2	-	-	-	-	-----		
		7	45131-400-020	CAM, FR. BRAKE.....	1	1	1	1	1	1	1	-----		

1996.03.20

E

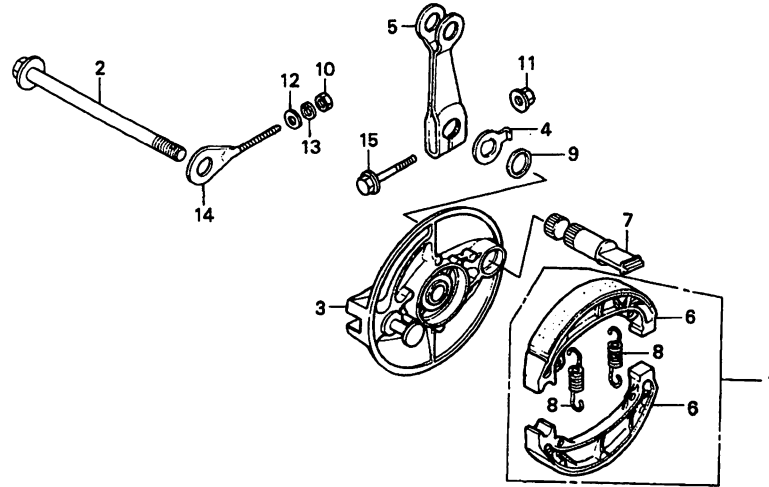
G4

3

G 5

F-10

Rear brake panel



165K-P1000A

165KF1000A

3

Service item	F.R.T.	Ref. No.	Part No.	Description	Reqd. No.								Serial No.	Area code
					Z50									
					JK	J2K	J3L	JM	JN	JP	JT			
		8	45133-028-000	SPRING, BRAKE SHOE.....	2	2	2	2	2	2	2			
		9	45134-250-000	DUST SEAL, BRAKE CAM.....	1	1	1	1	1	1	1			
		10	94001-06000-0S	NUT, HEX., 6MM.....	1	1	1	1	1	1	1			
		11	94050-06000	NUT, FLANGE, 6MM.....	1	1	1	1	-	1	1			
		*	90301-473-003	NUT, U, 6MM.....	-	-	-	-	1	-	-	-----	6302441 DK	
					-	-	-	-	1	-	-	6302442	----- DK	
					-	-	-	-	1	-	1	-----	FI	
		12	94101-06000	WASHER, PLAIN, 6MM.....	1	1	1	1	1	1	1			
		13	94111-06000	WASHER, SPRING, 6MM.....	1	1	1	1	1	1	1			
		14	95014-10010	ADJUSTER S, R. CHAIN.....	1	1	1	1	1	1	1			
		15	95701-06035-00	BOLT, FLANGE, 6X35.....	1	1	1	1	1	1	1			

1996.03.20

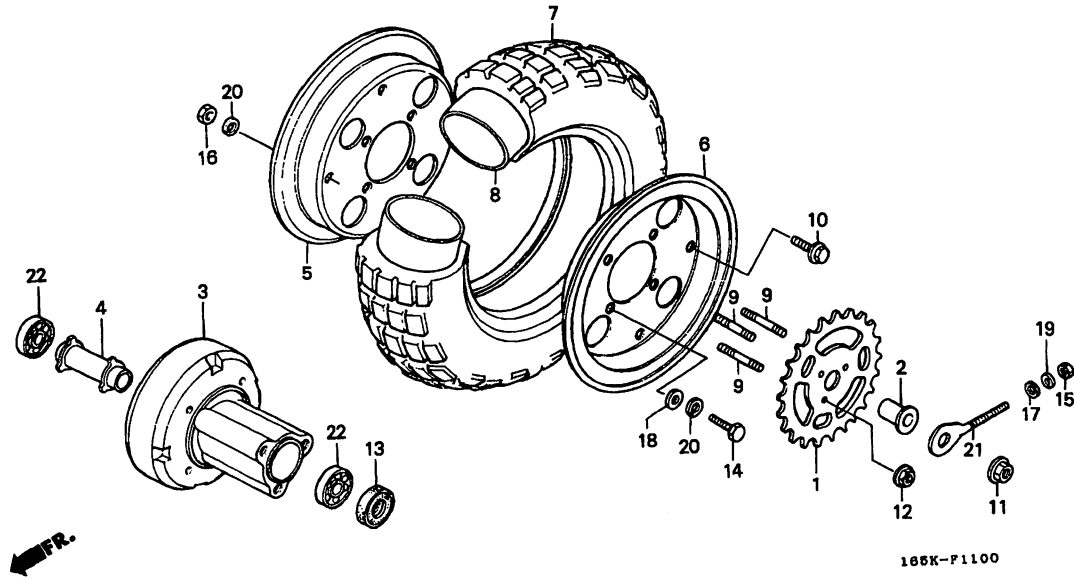
E

G5

G 6

F-11

Rear wheel
(Z50JK·JIK·JIL·JM)



165KF1100

Service item	F.R.T.	Ref. No.	Part No.	Description	Reqd. No.							Serial No.	Area code
					Z50								
					JK	J2K	J3L	JM	JN	JP	JT		
SPROCKET, FINAL DRIVEN.....	0.4	1	41201-165-980	SPROCKET, FINAL DRIVEN (42T)..	1	1	1	1	-	-	-		
.COLLAR, RR. AXLE DISTANCE		2	42312-120-000	COLLAR, L. RR. WHEEL SIDE.....	1	1	1	1	-	-	-		
.BEARING, RADIAL BALL, 6201U (ADD 0.1 FOR EACH.)		3	42601-120-010ZA	HUB, RR. WHEEL *NH138*.....SHASTA WHITE	-	1	-	-	-	-	-		
HUB, RR. WHEEL.....	0.9		42601-120-010ZF	*R109*.....PASSION RED	1	-	-	1	-	-	-	-----	5068634
RIM, WHEEL.....	0.7		42601-120-010ZG	*RP113*.....PENELOPE PINK	-	-	1	-	-	-	-	5068635	
(SAME TIME FOR TWO UNITS)			42601-120-010ZJ	*G143*.....REFRESH GREEN	-	-	-	1	-	-	-		
.TIRE, WHEEL		4	42620-045-020	COLLAR, RR. AXLE DISTANCE.....	1	1	1	1	-	-	-		
.TUBE, WHEEL		5	42701-045-670ZD	RIM, R. WHEEL *NH138*.....SHASTA WHITE	-	1	-	-	-	-	-		
			42701-045-670ZE	*R109*.....PASSION RED	1	-	-	-	-	-	-	-----	5068634
			42701-045-671ZC	*R109*.....PASSION RED	1	-	-	-	-	-	-	5068635	
			42701-045-671ZD	*RP113*.....PENELOPE PINK	-	-	-	1	-	-	-		
			42701-045-671ZF	*G143*.....REFRESH GREEN	-	-	-	1	-	-	-		
		6	42702-045-670ZD	RIM, L. WHEEL *NH138*.....SHASTA WHITE	-	1	-	-	-	-	-		
			42702-045-670ZE	*R109*.....PASSION RED	1	-	-	-	-	-	-	-----	5068634
			42702-045-671ZC	*R109*.....PASSION RED	1	-	-	-	-	-	-	5068635	
			42702-045-671ZD	*RP113*.....PENELOPE PINK	-	-	1	-	-	-	-		
			42702-045-671ZF	*G143*.....REFRESH GREEN	-	-	-	1	-	-	-		
		7	42711-165-013	TIRE, WHEEL (INOUE) (3.50-8 2PR/35J)	1	1	1	1	-	-	-		
		8	44712-120-154	TUBE, WHEEL (INOUE)(3.50-8)...	1	1	1	1	-	-	-		
		9	90125-120-010	BOLT, STUD, 8X45.....	3	3	3	3	-	-	-		
		10	90194-567-010	BOLT, SPLIT WHEEL.....	4	4	4	4	-	-	-		

1996.03.20

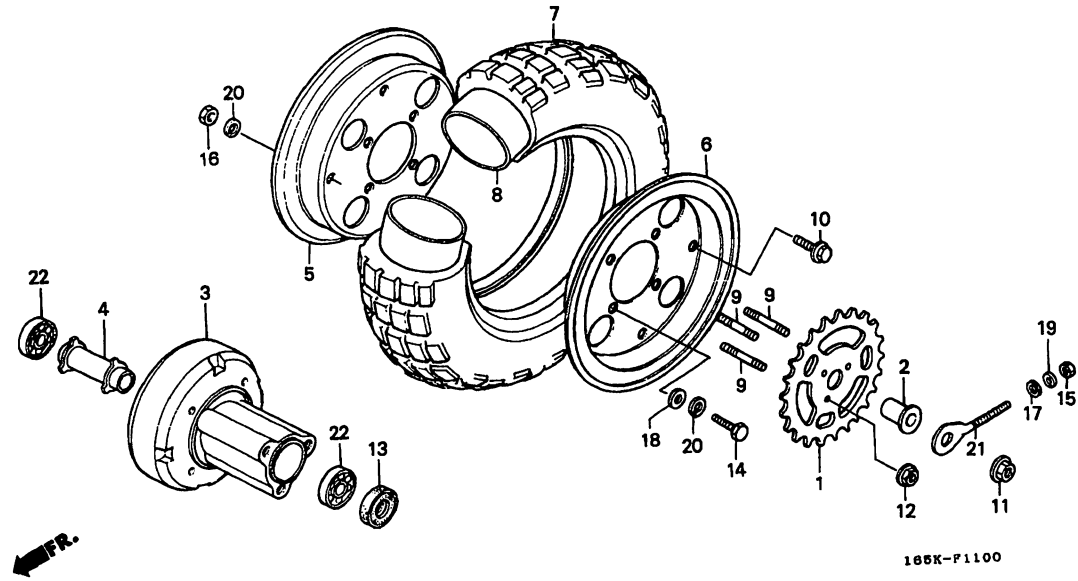
E

G6

G 7

F-11

Rear wheel
(Z50JK·JIK·JIII·JM)



165KF1100

3

Service item	F.R.T.	Ref. No.	Part No.	Description	Reqd. No.							Serial No.	Area code
					Z50								
					JK	J2K	J3L	JM	JN	JP	JT		
		11	90306-KFO-003	NUT, FLANGE, 12MM.....	1	1	1	1	-	-	-		
		12	90309-357-000	NUT, HEX., 8MM.....	3	3	3	3	-	-	-		
		13	91251-045-005	OIL SEAL, 18X32X8.....	1	1	1	1	-	-	-		
		14	92201-08018-0A	BOLT, HEX., 8X18.....	4	-	-	-	-	-	-	-----	5068634
			92101-08018-0A	BOLT, HEX., 8X18.....	4	-	-	-	-	-	-	5068635	
		15	94001-06000-0S	NUT, HEX., 6MM.....	1	1	1	1	-	-	-		
		16	94030-08000	NUT, HEX., 8MM.....	4	4	4	4	-	-	-		
		17	94101-06000	WASHER, PLAIN, 6MM.....	1	1	1	1	-	-	-		
		18	94101-08000	WASHER, PLAIN, 8MM.....	4	4	4	4	-	-	-		
		19	94111-06000	WASHER, SPRING, 6MM.....	1	1	1	1	-	-	-		
		20	94111-08000	WASHER, SPRING, 8MM.....	8	8	8	8	-	-	-		
		21	95014-10010	ADJUSTER S, R. CHAIN.....	1	1	1	1	-	-	-		
		22	96140-62010-10	BEARING, RADIAL BALL, 6201U...	2	2	2	2	-	-	-		

1996.03.20

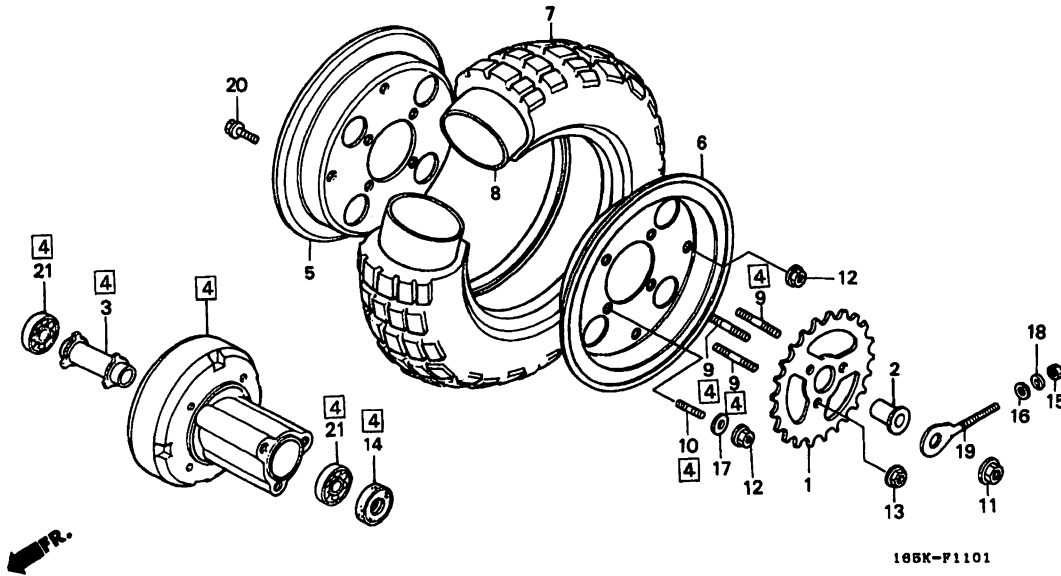
E

G7

G 8

F-11-1

Rear wheel
(Z50JN·JP·JT)



165KF1101

Service item	F.R.T.	Ref. Part No.	Description	Reqd. No.							Serial No.	Area code
				Z50								
				JK	J2K	J3L	JM	JN	JP	JT		
SPROCKET, FINAL DRIVEN.....	0.4	1 41201-181-920	SPROCKET, FINAL DRIVEN (31T)..	-	-	-	-	1	1	-	-----	DK
.COLLAR, RR. AXLE DISTANCE		41201-181-950	SPROCKET, FINAL DRIVEN (42T)..	-	-	-	-	1	-	1	-----	FI
.BEARING, RADIAL BALL, 6201U (ADD 0.1 FOR EACH.)		2 42312-120-000	COLLAR, L. RR. WHEEL SIDE.....	-	-	-	-	1	1	1	-----	
HUB SET, RR. WHEEL.....	0.5	3 42620-045-020	COLLAR, RR. AXLE DISTANCE.....	-	-	-	-	1	1	1	-----	
RIM, WHEEL.....	0.7	4 42650-181-405ZA	HUB SET, RR. WHEEL	-	-	-	-	-	-	-	-----	
(SAME TIME FOR TWO UNITS)			*G143*.....REFRESH GREEN	-	-	-	-	1	-	-	-----	FI
.TIRE, WHEEL		42650-181-405ZB	*R109*.....PASSION RED	-	-	-	-	1	-	-	-----	FI
.TUBE, WHEEL		42650-181-405ZC	*NH35M*.CLOUD SILVER METALLIC	-	-	-	-	1	1	-	-----	DK
				-	-	-	-	-	-	1	-----	
		5 42701-045-671ZA	RIM, R. WHEEL	-	-	-	-	1	1	-	-----	DK
			NH35M.CLOUD SILVER METALLIC	-	-	-	-	1	1	-	-----	DK
		42701-045-671ZC	*R109*.....PASSION RED	-	-	-	-	1	-	-	-----	FI
		42701-045-671ZF	*G143*.....REFRESH GREEN	-	-	-	-	1	-	-	-----	FI
		6 42702-045-671ZA	RIM, L. WHEEL	-	-	-	-	1	1	-	-----	DK
			NH35M.CLOUD SILVER METALLIC	-	-	-	-	1	1	-	-----	DK
		42702-045-671ZC	*R109*.....PASSION RED	-	-	-	-	1	-	-	-----	FI
		42702-045-671ZF	*G143*.....REFRESH GREEN	-	-	-	-	1	-	-	-----	FI
		7 42711-165-013	TIRE, WHEEL (INOUE)	-	-	-	-	-	-	-	-----	
			(3.50-8 2PR/35J)	-	-	-	-	1	1	1	-----	
		8 44712-120-154	TUBE, WHEEL (INOUE) (3.50-8)...	-	-	-	-	1	1	1	-----	
		9 90125-120-020	BOLT, STUD, 8X45.....	-	-	-	-	3	3	3	-----	
		10 90125-181-950	BOLT, STUD, 8X17.....	-	-	-	-	4	4	4	-----	
		11 90306-KF0-003	NUT, FLANGE, 12MM.....	-	-	-	-	1	1	1	-----	
		12 90309-KF0-003	NUT, FLANGE, 8MM.....	-	-	-	-	8	8	8	-----	
		13 90309-ML3-791	NUT, U, 8MM.....	-	-	-	-	3	3	3	-----	

1996.03.20

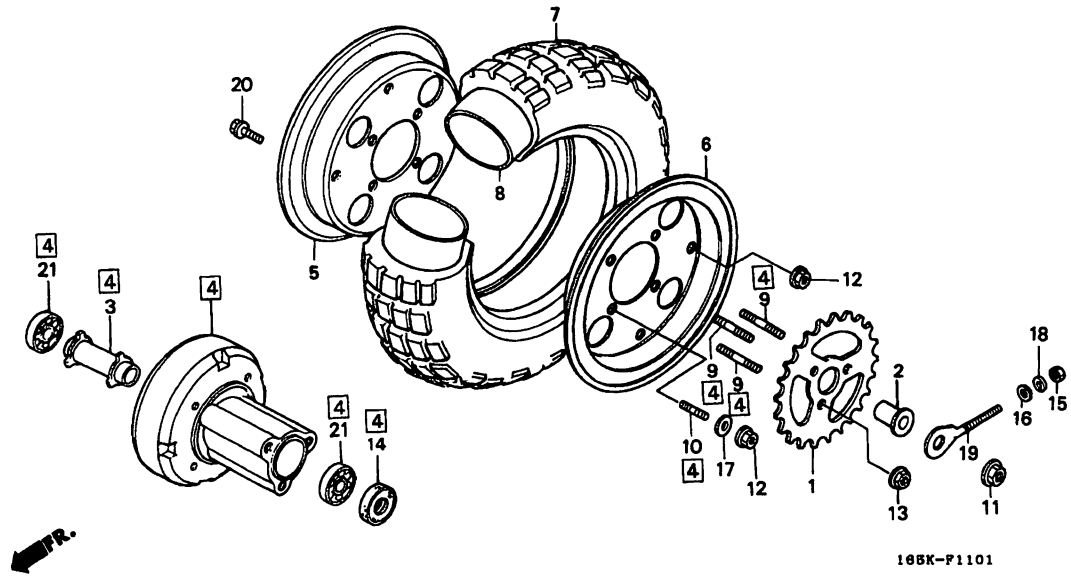
E

G8

G 9

F-11-1

Rear wheel
(Z50JN·JP·JT)



166K-F1101

3

Service item	F.R.T.	Ref. No.	Part No.	Description	Reqd. No.							Serial No.	Area code
					Z50								
					JK	J2K	J3L	JM	JN	JP	JT		
		14	91251-045-005	OIL SEAL, 18X32X8.....	-	-	-	-	1	1	1		
		15	94001-06000-0S	NUT, HEX., 6MM.....	-	-	-	-	1	1	1		
		16	94101-06000	WASHER, PLAIN, 6MM.....	-	-	-	-	1	1	1		
		17	94101-08000	WASHER, PLAIN, 8MM.....	-	-	-	-	4	4	4		
		18	94111-06000	WASHER, SPRING, 6MM.....	-	-	-	-	1	1	1		
		19	95014-10010	ADJUSTER S, R. CHAIN.....	-	-	-	-	1	1	1		
		20	95701-08016-00	BOLT, FLANGE, 8X16.....	-	-	-	-	4	4	4		
		21	96140-62010-10	BEARING, RADIAL BALL, 6201U...	-	-	-	-	2	2	2		

1996.03.20

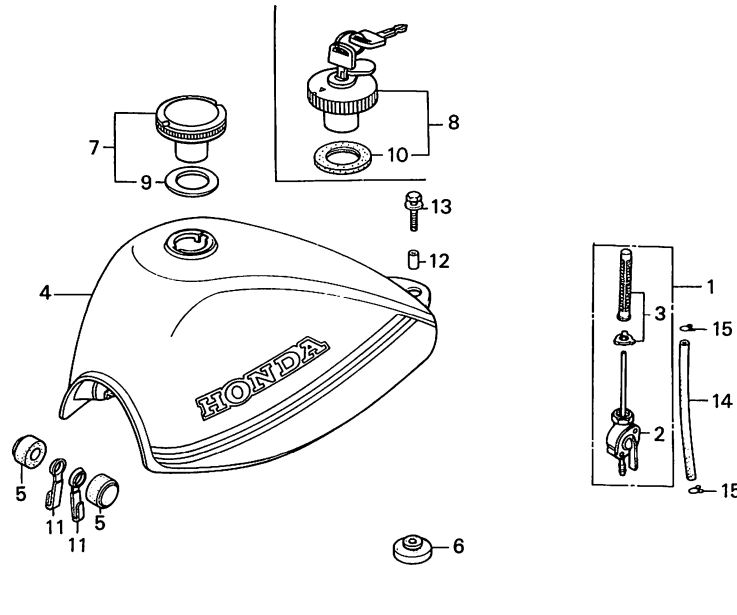
E

G9

G 10

F - 12

Fuel tank



165K-F1200A

165KF1200A

Service item	F.R.T.	Ref. No.	Part No.	Description	Reqd. No.							Serial No.	Area code
					Z50								
					JK	J2K	J3L	JM	JN	JP	JT		
COCK ASSY., FUEL.....	0.2	1	16950-163-025	COCK ASSY., FUEL.....		1	-	-	-	-	-		
.BODY COMP., COCK			16950-163-035	COCK ASSY., FUEL.....	1	1	1	1	1	1	1		
.SCREEN SET, FUEL STRAINER		3	16953-155-015	SCREEN SET, FUEL STRAINER.....	1	1	1	1	1	1	1		
TANK ASSY., FUEL.....	0.3	4	17500-165-980ZC	TANK ASSY., FUEL (WL)									
			17505-165-800ZA	TANK SET, FUEL (WL)	1	-	-	-	-	-	-		
			17500-181-920ZB	TANK ASSY., FUEL (WL) *TYPE1*	-	1	-	-	-	-	-		
			17500-181-960ZA	TANK ASSY., FUEL (WL)									
			17500-181-960ZB	TANK ASSY., FUEL (WL) *TYPE2*	-	-	-	1	1	-	-		FI
			17500-181-960ZE	TANK ASSY., FUEL *TYPE1*	-	-	-	-	-	1			FI
			17500-181-960ZF	TANK ASSY., FUEL *TYPE2*	-	-	-	-	-	1			DK
		5	17611-028-000	CUSHION, FUEL TANK FR.....	2	2	2	2	2	2	2		
		6	17613-120-000	CUSHION, FUEL TANK.....	1	1	1	1	1	1	1		
		7	17620-165-981	CAP COMP., FUEL FILLER.....	1	1	1	1	1	-	1		FI
		8	17620-181-921	CAP COMP., FUEL FILLER.....	-	-	-	-	1	1	-		DK
		9	17631-096-701	PACKING, FUEL FILLER CAP.....	1	1	1	1	1	-	1		FI
		10	17632-383-831	PACKING, FUEL FILLER CAP.....	-	-	-	-	1	-	-		DK
		11	32171-165-000	CLIP, WIRE.....	2	2	2	2	2	-	2		FI
		12	80109-061-010	COLLAR B, RR. FENDER.....	1	1	1	1	1	1	1		
		13	93404-06025-00	BOLT-WASHER, 6X25.....	1	1	1	1	1	-	-		FI

Selection table for fuel tank Assy. (Z50J_M·J_N-F_I·J_T)

Main color/Stripe type	Color label code
Black/TYPE 1 (NH1/TYPE 1)	NH1G
Black/TYPE 1 (NH1/TYPE 2)	NH1

Selection table for fuel tank Assy. (Z50J_N-DK·J_P)

Type	Main body color	Color label code
TYPE 1	Candy imperial blue-U	PB118

1996.03.20

E

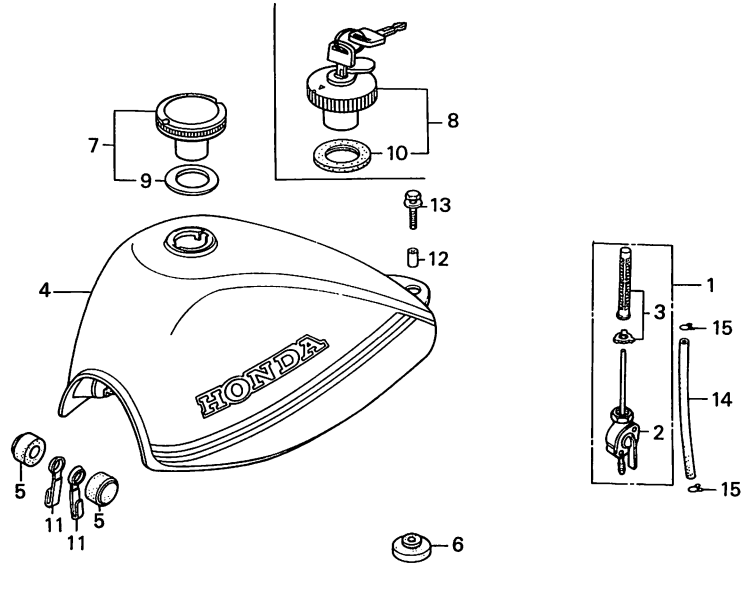
G10

3

G 11

F - 12

Fuel tank



165K-F1200A

165KF1200A

3

Service item	F.R.T.	Ref. No.	Part No.	Description	Reqd. No.							Serial No.	Area code
					Z50								
					JK	J2K	J3L	JM	JN	JP	JT		
13)			93404-06025-07	BOLT-WASHER, 6X25.....	-	-	-	-	1	1	-	-----	DK
14			95001-45130-40	TUBE, FUEL, 4.5X130 (95001-45001-60M)	1	1	1	1	1	1	1		
15			95002-02080	CLIP, TUBE (B8).....	2	2	2	2	2	2	2		

1996.03.20

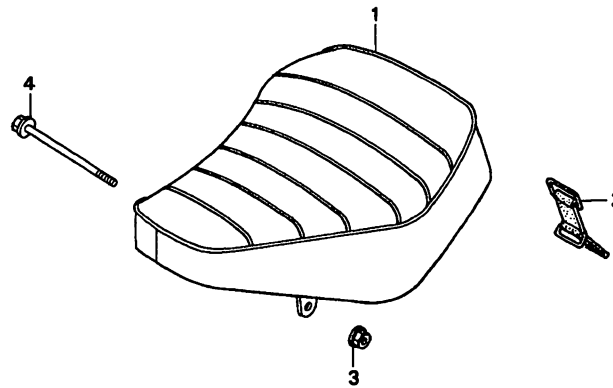
E

G11

G 12

F - 13

Seat



165K-F1300A

165KF1300A

Service item	F.R.T.	Ref. No.	Part No.	Description	Reqd. No.							Serial No.	Area code
					Z50								
					JK	J2K	J3L	JM	JN	JP	JT		
SEAT COMP.....	0.1	1	77100-165-800ZA	SEAT COMP. *TYPE1*	1	1	-	-	-	-	-	-	-
			77100-165-800ZB	SEAT COMP. *TYPE2*	-	-	1	1	1	-	1	-	FI
			77100-181-920	SEAT COMP.....	-	-	-	-	1	1	-	-	DK
		2	83606-195-670	BAND, TOOL.....	-	-	-	-	1	-	1	-	FI
		3	94070-08080	NUT-WASHER, 8MM.....	1	1	1	1	-	-	-	-	-
			94050-08000	NUT, FLANGE, 8MM.....	-	-	-	-	1	-	-	6301128	FI
			94050-08070	NUT, FLANGE, 8MM.....	-	-	-	-	1	1	-	-	DK
					-	-	-	-	1	-	-	6301129	FI
					-	-	-	-	-	-	1	-	-
		4	95701-08100-00	BOLT, FLANGE, 8X100.....	1	1	1	1	1	-	-	-	FI
			95701-08100-07	BOLT, FLANGE, 8X100.....	-	-	-	-	1	1	-	-	DK
					-	-	-	-	-	-	1	-	-

Color chart for seat Comp. (Z50JIIK)

Type	Main body color	Parts color	Color label code
TYPE 1	Seychell night blue (PB186)	Star shine blue	PB186

Color chart for seat Comp. (Z50JK·JM·JN·FI·JT)

Type	Main body color	Color label code
TYPE 2	Black (NH1)	NH1G NH1

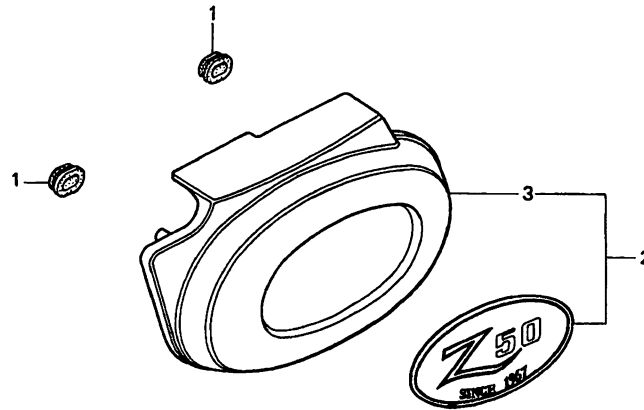
Color chart for seat Comp. (Z50JIII.L)

Type	Main body color	Color label code
TYPE 2	Urban green (G120)	G120

G 13

F - 14

Side cover



165K-F1400A

165KF1400A

3

Service item	F.R.T.	Ref. No.	Part No.	Description	Reqd. No.							Serial No.	Area code
					Z 50								
					JK	J2K	J3L	JM	JN	JP	JT		
COVER SET, L. SIDE.....	0.1	1	83551-300-000	GROMMET, AIR CLEANER CASE.....	3	3	3	3	3	3	3		
COVER, L. SIDE.....	0.2	2	83600-181-920ZB	COVER SET, L. SIDE (WL)									
		3	83640-165-000ZA	COVER, L. SIDE (WOL) *TYPE1*	-	-	-	-	1	1	-	----- DK	
				NH1.....BLACK	1	-	-	1	1	-	1	----- FI	
			83640-165-000ZN	*PB186*...SEYCHELL NIGHT BLUE	-	1	-	-	-	-	-		
			83640-165-000ZP	*G120*.....URBAN GREEN	-	-	1	-	-	-	-		

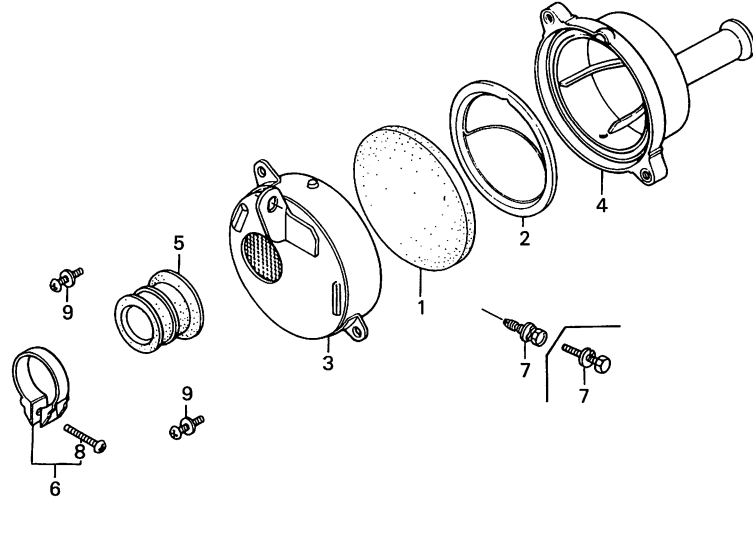
Selection table for left side cover set (Z50JN-DK·JP)

Type	Main body color	Color label code
TYPE 1	Candy imperial blue-U	PB118

G 14

F-15

Air cleaner



165K-F1500

165KF1500

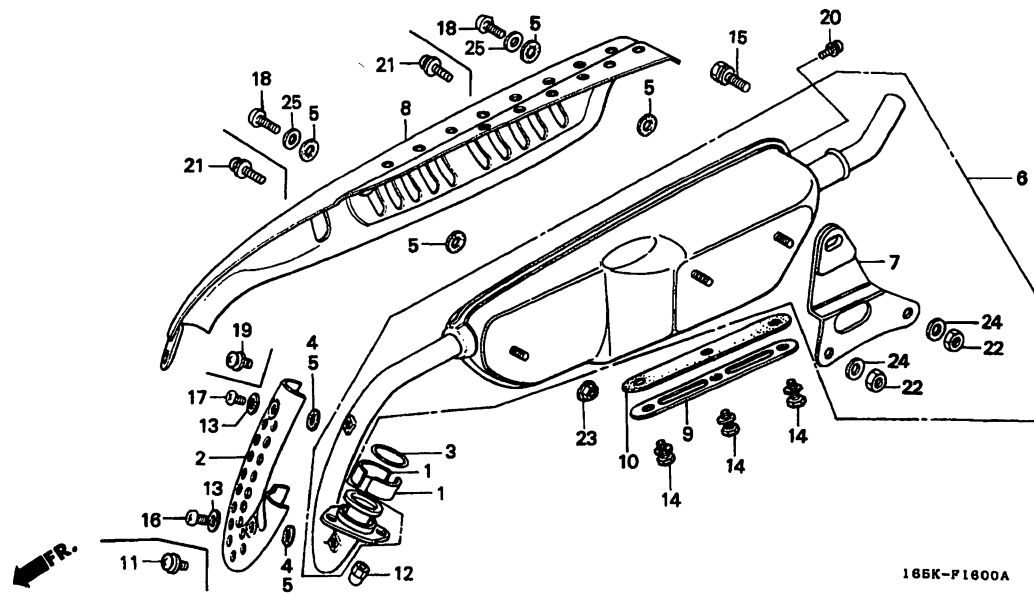
Service item	F.R.T.	Ref. No.	Part No.	Description	Reqd. No.							Serial No.	Area code
					Z50								
					JK	J2K	J3L	JM	JN	JP	JT		
ELEMENT, AIR CLEANER.....	0.2	1	17211-165-730	ELEMENT, AIR CLEANER.....	1	1	1	1	1	1	1		
.TUBE, AIR CLEANER		2	17212-GW8-670	PLATE, AIR CLEANER BAFFLE.....	1	1	1	1	1	1	1		
AIR CLEANER HOUSING.....	0.3	3	17221-GW8-670	AIR CLEANER HOUSING.....	1	1	1	1	1	1	1		
COVER, AIR CLEANER.....	0.1	4	17231-165-010	COVER, AIR CLEANER.....	1	1	1	-	-	-	-		
			17231-181-960	COVER, AIR CLEANER.....	-	-	-	1	1	-	1	-----	DK
		5	17253-GW8-670	TUBE, AIR CLEANER.....	1	1	1	1	1	1	1	-----	FI
		6	17255-165-000	BAND, AIR CLEANER CONNECTING TUBE	1	1	1	1	1	1	1		
		7	93411-06016-00	BOLT-WASHER, 6X16.....	1	1	1	1	-	-	-		
			95801-06016-00	BOLT, FLANGE, 6X16.....	-	-	-	-	1	-	1	-----	FI
			90149-SEO-003	BOLT, EARTH, 6X16 (WASHER 18MM)	-	-	-	-	1	1	-	-----	DK
		8	93500-04016-0A	SCREW, PAN, 4X16.....	1	1	1	1	-	-	-		
			93500-04020-0A	SCREW, PAN, 4X20.....	-	-	-	-	1	1	1		
		9	93892-05012-07	SCREW-WASHER, 5X12.....	2	2	2	2	2	2	2		

3

G 15

F - 16

Exhaust muffler



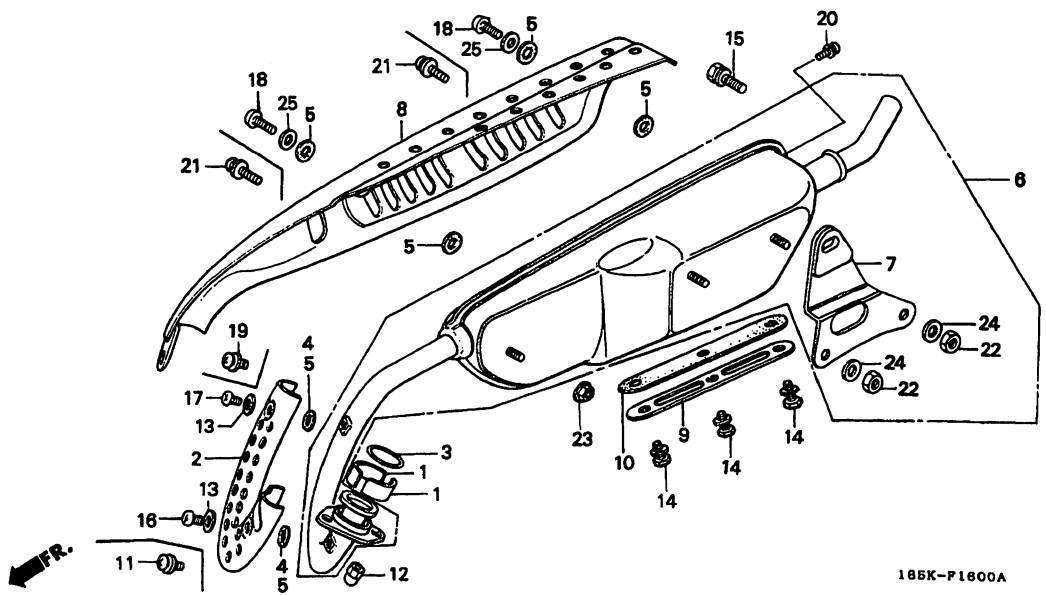
3

Service item	F.R.T.	Ref. No.	Part No.	Description	Reqd. No.							Serial No.	Area code
					Z50								
					JK	J2K	J3L	JM	JN	JP	JT		
COVER A, EX. PIPE.....	0.1	1	18233-051-000	COLLAR, EX. PIPE JOINT.....	2	2	2	2	2	2	2		
.PROTECTOR, MUFFLER		2	18240-165-600ZA	COVER A, EX. PIPE									
MUFFLER COMP., EX.....	0.3			*NH106*.....HEATPROOF BLACK	1	1	1	-	-	-	-	----- DK	
STAY, MUFFLER HANGER.....	0.2			*NH105*...MAT BLACK (#15-#20)	-	-	-	1	1	-	1	----- FI	
.LID, MUFFLER		3	18291-001-010	GASKET, EX. PIPE.....	1	1	1	1	-	-	-	----- DK	
			18291-HB2-900	GASKET, EX. PIPE.....	-	-	-	-	1	-	-	6301729	----- DK
					-	-	-	-	1	-	1	----- FI	
					-	-	-	-	-	1	-	----- DK	
		4	18292-KBR-000	PACKING, PROTECTOR.....	-	-	-	-	2	2	2		
		5	18292-290-000	GASKET, PROTECTOR.....	6	6	6	6	-	-	-		
		6	18300-165-980	MUFFLER COMP., EX.....	1	1	1	1	1	-	1	----- FI	
			18300-165-642	MUFFLER COMP., EX.....	-	-	-	-	1	1	-	----- DK	
		7	18353-165-980	STAY, MUFFLER HANGER.....	1	1	1	1	1	-	1	----- FI	
					-	-	-	-	1	-	-	6301729	----- DK
					-	-	-	-	-	1	-	----- DK	
			18353-120-000	STAY, MUFFLER HANGER.....	-	-	-	-	1	-	-	6301728	DK
		8	18360-165-010ZD	PROTECTOR, MUFFLER									
				CR.....CHROME PLATE	1	1	1	-	-	-	-		
			18360-165-010ZF	*MFCR2*.....CHROMIUM PLAING	-	-	-	1	-	-	-		
			18360-165-010ZG	*TMFCR3*.....CHROMIUM PLAING	-	-	-	-	1	1	-	----- DK	
			18360-165-010ZJ	*TMFCR2*.....CHROMIUM PLAING	-	-	-	-	1	-	1	----- FI	
		9	18373-120-000	LID, MUFFLER.....	1	1	1	1	1	-	1	----- FI	
		10	18374-120-000	PACKING, MUFFLER LID.....	1	1	1	1	-	-	-		
			18374-181-950	PACKING, MUFFLER LID.....	-	-	-	-	1	-	1	----- FI	
		11	90049-GR1-000	SCREW-WASHER, 5X6.....	-	-	-	-	1	-	-	----- FI	

G 16

F-16

Exhaust muffler



185K-F1600A

165KF1600A

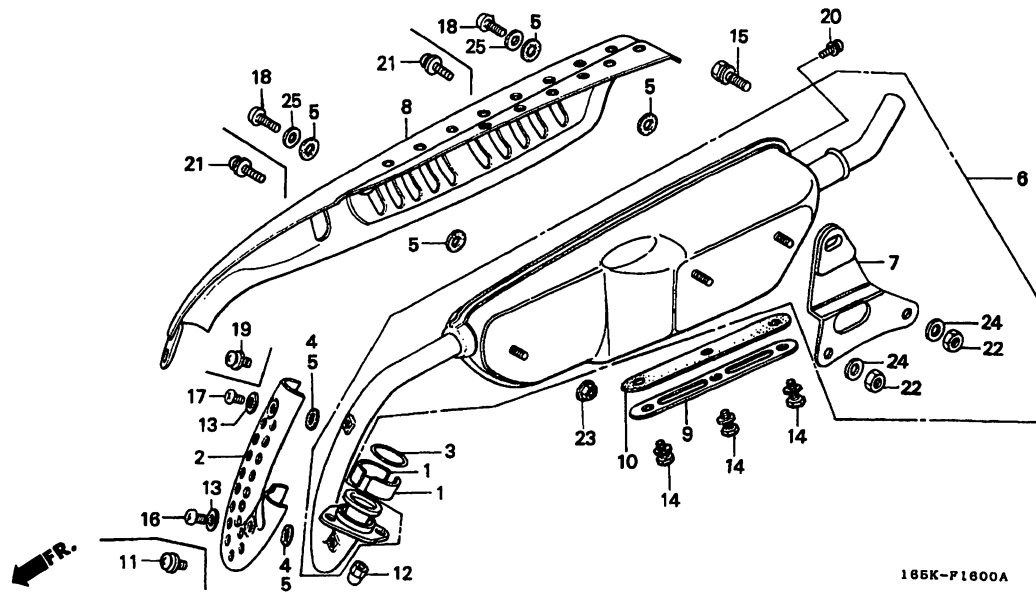
Service item	F.R.T.	Ref. No.	Part No.	Description	Reqd. No.							Serial No.	Area code
					Z50								
					JK	J2K	J3L	JM	JN	JP	JT		
		12	90207-165-600	NUT, CAP, 6MM.....	2	2	2	2	-	-	-		
			94050-06000	NUT, FLANGE, 6MM.....	-	-	-	-	2	-	-	-----	6302441 DK
					-	-	-	-	2	-	2	-----	FI
		*	90301-473-003	NUT, U, 6MM.....	-	-	-	-	2	-	-	6302442	----- DK
		13	90452-GK4-600	WASHER, PLAIN, 5MM.....	2	2	2	-	-	-	-		
			94101-05700	WASHER, PLAIN, 5MM.....	-	-	-	2	-	-	2	-----	DK
					-	-	-	-	2	-	-	6301129	----- DK
					-	-	-	-	2	-	-	-----	FI
		14	93401-06012-00	BOLT-WASHER, 6X12.....	3	3	3	3	3	-	3	-----	FI
		15	93401-08025-00	BOLT-WASHER, 8X25.....	1	1	1	1	-	-	-		
			95701-08025-00	BOLT, FLANGE, 8X25.....	-	-	-	-	1	-	-	-----	6301128 FI
			95701-08016-07	BOLT, FLANGE, 8X16.....	-	-	-	-	1	-	-	-----	DK
			95701-08025-07	BOLT, FLANGE, 8X25.....	-	-	-	-	1	-	-	6301129	----- FI
					-	-	-	-	1	1	-		
		16	93500-05006-0A	SCREW, PAN, 5X6.....	1	1	1	-	-	-	-		
			93500-05008-0G	SCREW, PAN, 5X8.....	-	-	-	1	-	-	1	-----	DK
		17	93500-05008-0A	SCREW, PAN, 5X8.....	1	1	1	-	-	-	-		
			93500-05008-0G	SCREW, PAN, 5X8.....	-	-	-	1	-	-	1	-----	DK
					-	-	-	-	1	1	-	-----	DK
		18	93500-06014-0A	SCREW, PAN, 6X14.....	2	2	2	2	-	-	-		
		19	93891-05008-00	SCREW-WASHER, 5X8.....	-	-	-	-	1	-	-	-----	6301128 FI
			93500-05008-0G	SCREW, PAN, 5X8.....	-	-	-	-	1	-	-	6301129	----- FI
		20	93891-06010-00	SCREW-WASHER, 6X10.....	-	-	1	1	1	1	1		



H 1

F-16

Exhaust muffler



165K-F1600A

165KF1600A

3

Service item	F.R.T.	Ref. No.	Part No.	Description	Reqd. No.							Serial No.	Area code
					Z50								
					JK	J2K	J3L	JM	JN	JP	JT		
		21	93891-06012-00	SCREW-WASHER, 6X12.....	-	-	-	-	2	-	-	6301128	FI
			93891-06010-07	SCREW-WASHER, 6X10.....	-	-	-	-	2	-	-	6301129	FI
			93891-06012-07	SCREW-WASHER, 6X12.....	-	-	-	-	2	-	-		DK
		22	94001-06000-0S	NUT, HEX., 6MM.....	2	2	2	2	2	2	2		
		23	94050-06000	NUT, FLANGE, 6MM.....	1	1	1	1	1	-	1		FI
					-	-	-	-	1	-	-	6302441	DK
		*	90301-473-003	NUT, U, 6MM.....	-	-	-	-	1	-	-	6302442	DK
					-	-	-	-	-	-	1		
		24	94101-06000	WASHER, PLAIN, 6MM.....	2	2	2	2	2	2	2		
		25	94101-06000	WASHER, PLAIN, 6MM.....	2	2	2	2	-	-	2		

1996.03.20

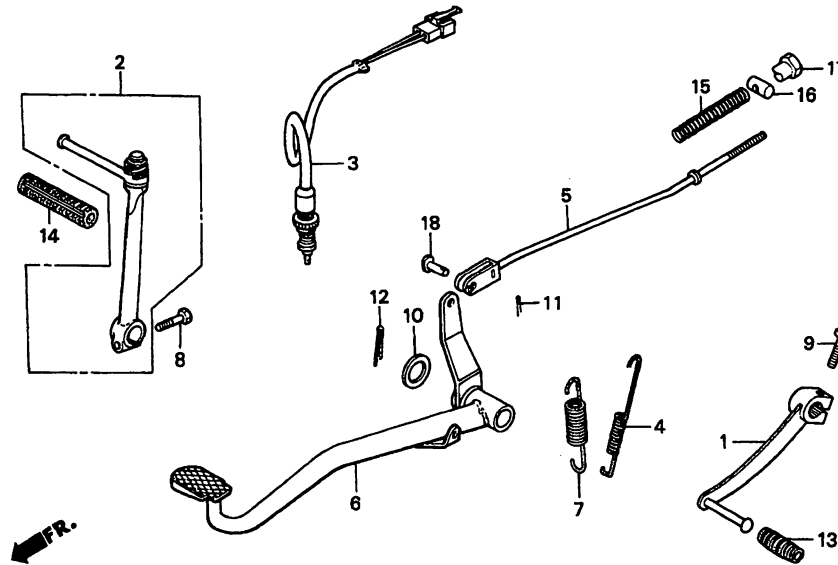
E

H1

H 2

F-17

Pedal-Kick starter arm



165K-F1700A

165KF1700A

Service item	F.R.T.	Ref. Part No.	Description	Reqd. No.							Serial No.	Area code
				Z50								
				JK	J2K	J3L	JM	JN	JP	JT		
PEDAL, GEAR CHANGE.....	0.1	1 24701-165-980	PEDAL, GEAR CHANGE.....	1	1	1	1	1	1	1		
.ARM ASSY., KICK STARTER		2 28300-GW8-670	ARM ASSY., KICK STARTER.....	1	1	1	1	1	-	1		FI
SWITCH ASSY., RR. STOP.....	0.2	28300-120-000	ARM ASSY., KICK STARTER.....	-	-	-	-	1	1	-		DK
.ROD COMP., RR. BRAKE		3 35350-GAR-000	SWITCH ASSY., RR. STOP.....	-	-	-	-	1	1	-		DK
.PEDAL, RR. BRAKE		4 35357-165-000	SPRING, STOP SWITCH.....	-	-	-	-	-	1	1		DK
		5 43451-165-850	ROD COMP., RR. BRAKE.....	1	1	1	1	-	-	-		
		43451-GAR-000	ROD COMP., RR. BRAKE.....	-	-	-	-	1	1	1		
		6 46500-130-740	PEDAL, RR. BRAKE.....	1	1	1	1	1	-	1		FI
		46500-130-690	PEDAL, RR. BRAKE.....	-	-	-	-	1	1	-		DK
		7 46514-028-000	SPRING, BRAKE PEDAL.....	1	1	1	1	1	1	1		
		8 92000-06022-0A	BOLT, HEX., 6X22.....	1	1	1	-	-	-	-		
		95701-06022-07	BOLT, FLANGE, 6X22.....	-	-	-	1	1	-	1		FI
		95701-06022-00	BOLT, FLANGE, 6X22.....	-	-	-	-	1	1	-		DK
		9 92101-06020-0A	BOLT, HEX., 6X20.....	1	1	1	-	-	-	-		
		95701-06020-07	BOLT, FLANGE, 6X20.....	-	-	-	1	1	1	1		
		10 94102-14000	WASHER, PLAIN, 14MM.....	1	1	1	1	1	1	1		
		11 94201-20120	PIN, SPLIT, 2.0X12.....	1	1	1	1	1	1	1		
		12 94201-30250	PIN, SPLIT, 3.0X25.....	1	1	1	1	1	1	1		
		13 95011-40000	RUBBER, CHANGE PEDAL.....	1	1	1	1	1	1	1		
		14 95011-51000	RUBBER A, KICK STARTER.....	1	1	1	1	1	1	1		
		15 95014-73100	SPRING A, BRAKE ROD.....	1	1	1	1	1	1	1		
		16 95015-32001	JOINT B, BRAKE ARM.....	1	1	1	1	1	1	2		
		17 95015-42000	NUT B, BRAKE ROD ADJUSTING....	1	1	1	1	1	1	2		
		18 95015-53000	PIN C, JOINT.....	1	1	1	1	1	1	1		

1996.03.20

E

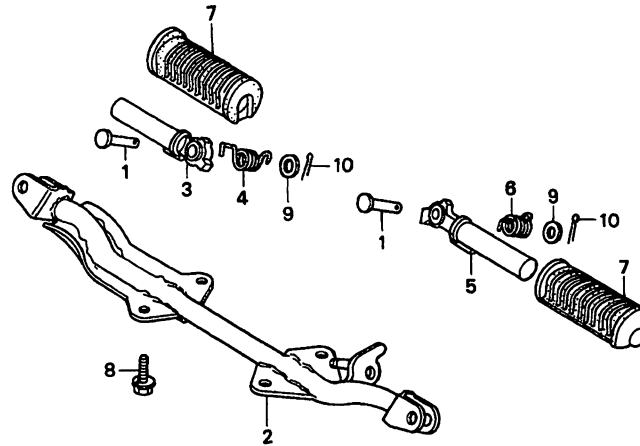
H2

3

H 3

F-18

Step



185K-P1800

165KF1800

3

Service item	F.R.T.	Ref. No.	Part No.	Description	Reqd. No.							Serial No.	Area code
					Z50								
					JK	J2K	J3L	JM	JN	JP	JT		
BAR COMP., STEP.....	0.3	1	50603-033-000	PIN, STEP BAR JOINT.....	2	-	-	-	-	-	-	-----	5068634
ARM COMP., R. STEP.....	0.1		50603-033-010	PIN, STEP BAR JOINT.....	2	-	-	-	-	-	-	5068635	
(INC. RELATIVE PART)		2	50610-165-980	BAR COMP., STEP.....	1	1	1	1	1	-	1	-----	FI
ARM COMP., L. STEP			50610-130-640	BAR COMP., STEP.....	-	-	-	-	1	1	-	-----	DK
(INC. RELATIVE PART)		3	50616-165-000	ARM COMP., R. STEP.....	1	1	1	1	1	1	1		
		4	50617-056-670	SPRING, R. STEP RETURN.....	1	1	1	1	1	1	1		
		5	50642-165-000	ARM COMP., L. STEP.....	1	1	1	1	1	1	1		
		6	50644-056-670	SPRING, L. STEP RETURN.....	1	1	1	1	1	1	1		
		7	50661-165-000	RUBBER, STEP.....	2	2	2	2	2	2	2		
		8	93412-08020-00	BOLT-WASHER, 8X20.....	4	4	4	-	-	-	-	-----	DK
			93401-08020-00	BOLT-WASHER, 8X20.....	-	-	-	4	-	-	-	-----	DK
			93402-08020-00	BOLT-WASHER, 8X20.....	-	-	-	-	4	-	4	-----	FI
		9	94101-08000	WASHER, PLAIN, 8MM.....	2	2	2	2	2	2	2		
		10	94201-16150	PIN, SPLIT, 1.6X15.....	2	-	-	-	-	-	-	-----	5068634
			94201-20150	PIN, SPLIT, 2.0X15.....	2	-	-	-	-	-	-	-----	5068635
					-	-	2	2	2	2	2		

1996.03.20

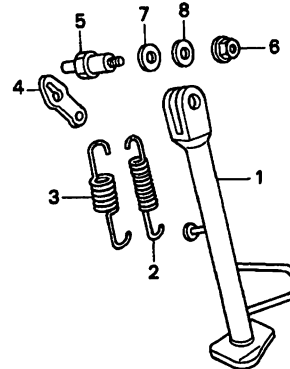
E

H3

H 4

F - 19

Stand (Z50JK·JIIK·JIII·
JM·JN·FI·JT)



165K-F1900

165KF1900

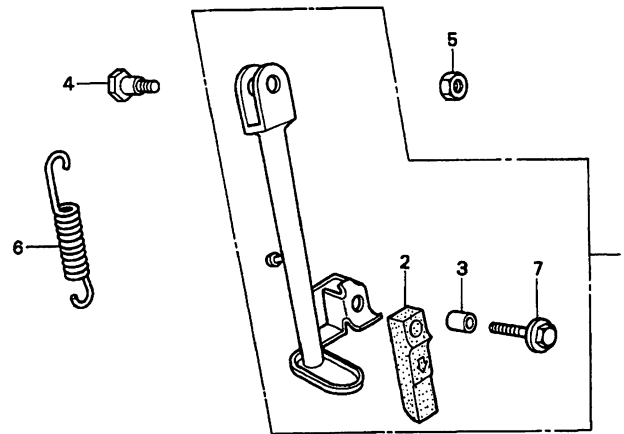
Service item	F.R.T.	Ref. No.	Part No.	Description	Reqd. No.								Serial No.	Area code
					Z50									
					JK	J2K	J3L	JM	JN	JP	JT			
BAR, SIDE STAND.....	0.2	1	50530-165-980	BAR, SIDE STAND.....	1	1	1	1	1	-	1	-----	FI	
SPRING, SIDE STAND.....	0.1	2	50541-165-980	SPRING, SIDE STAND.....	1	1	1	1	1	-	1	-----	FI	
		3	50542-ML4-610	SUB SPRING, SIDE STAND.....	1	1	1	1	1	-	1	-----	FI	
		4	50545-165-980	PLATE, SIDE STAND SPRING.....	1	1	1	1	1	-	1	-----	FI	
		5	90108-MF9-710	BOLT, SIDE STAND PIVOT.....	1	1	1	1	1	-	1	-----	FI	
		6	90203-MF9-710	NUT, SIDE STAND.....	1	1	1	1	1	-	1	-----	FI	
		7	90501-MF9-710	WASHER, THRUST, 24X13.....	1	1	1	1	1	-	1	-----	FI	
		8	90502-MF9-710	WASHER, THRUST, 24X10.....	1	1	1	1	1	-	1	-----	FI	

3

H 5

F-19-1

Stand (Z50JN-DK·JP)



185K-F1901

185KF1901

3

Service Item	F.R.T.	Ref. No.	Part No.	Description	Reqd. No.							Serial No.	Area code
					Z50								
					JK	J2K	J3L	JM	JN	JP	JT		
BAR ASSY., SIDE STAND.....	0.2	1	50540-165-640	BAR ASSY., SIDE STAND.....	-	-	-	-	1	1	-	-----	DK
SPRING A, SIDE STAND.....	0.1	2	50548-324-760	RUBBER, STAND.....	-	-	-	-	1	1	-	-----	DK
		3	50549-356-700	COLLAR, STAND RUBBER SETTING..	-	-	-	-	1	1	-	-----	DK
		4	90105-KT7-000	BOLT, SIDE STAND PIVOT.....	-	-	-	-	1	1	-	-----	DK
		5	90304-VMO-770	NUT, U, 10MM.....	-	-	-	-	1	1	-	-----	DK
		6	95014-72102	SPRING A, SIDE STAND.....	-	-	-	-	1	1	-	-----	DK
		7	95701-06025-07	BOLT, FLANGE, 6X25.....	-	-	-	-	1	1	-	-----	DK

1996.03.20

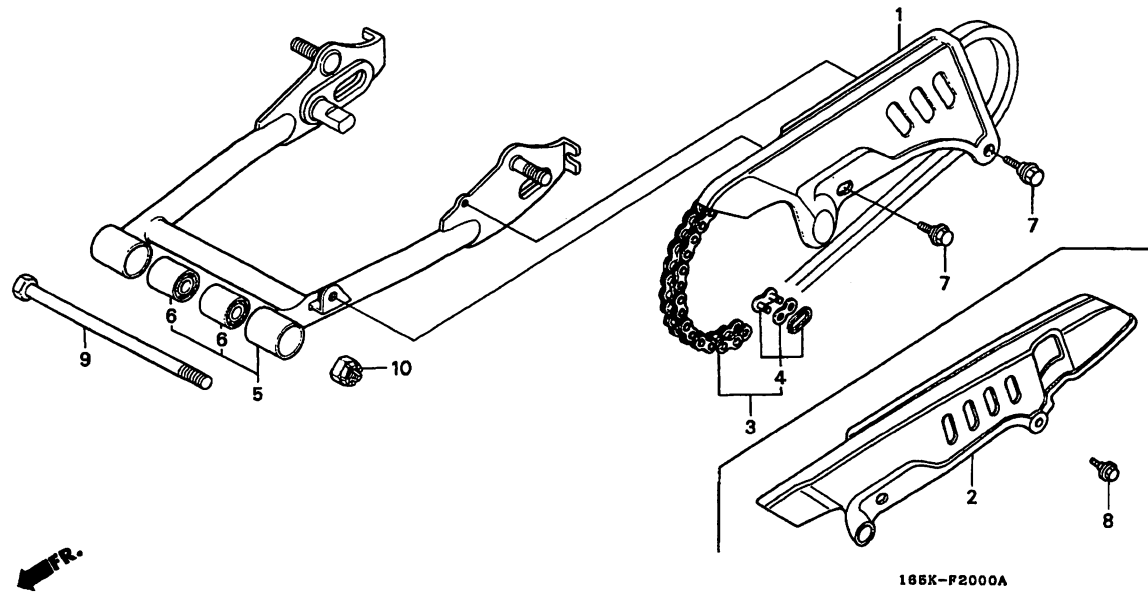
E

H5

H 6

F-20

Rear fork·Chain case

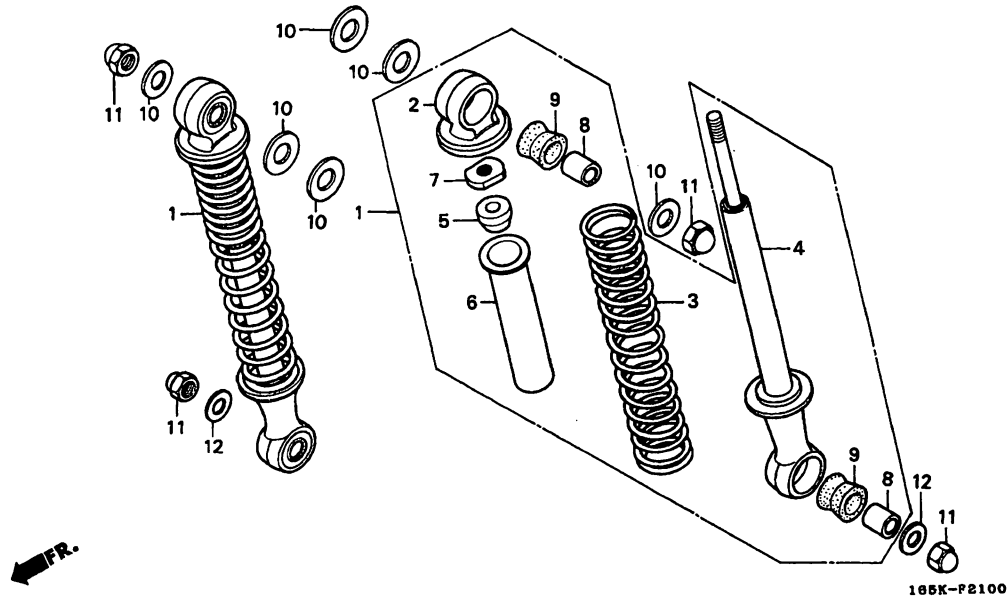


Service Item	F.R.T.	Ref. No.	Part No.	Description	Reqd. No.							Serial No.	Area code
					Z50								
					JK	J2K	J3L	JM	JN	JP	JT		
CASE, DRIVE CHAIN.....	0.1	1	40510-165-000	CASE, DRIVE CHAIN.....	1	1	1	1	1	-	1	-----	FI
CHAIN, DRIVE.....	0.2	2	40510-165-730	CASE, DRIVE CHAIN.....	-	-	-	-	1	1	-	-----	DK
SWINGARM ASSY.....	0.6	3	40530-114-003	CHAIN, DRIVE (78L DAIDO).....	1	1	1	1	-	-	-	-----	
BUSH, SWINGARM PIVOT RUBBER....	0.8		40530-130-614	CHAIN, DRIVE								-----	
(SAME TIME FOR TWO UNITS)			40530-181-921	CHAIN, DRIVE (DID420M-RJ)	1	1	1	1	-	-	-	-----	
			40530-181-922	CHAIN, DRIVE (DID420M-RJ)					1	1	-	-----	DK
			40530-181-951	CHAIN, DRIVE (DID420-80RJ)....	-	-	-	-	1	1	-	-----	DK
			40530-181-952	CHAIN, DRIVE (RK420M-80RJ)....	-	-	-	-	1	-	1	-----	FI
		4	40531-098-003	JOINT, DRIVE CHAIN (DAIDO)....	1	1	1	1	1	1	1	-----	FI
			40531-150-005	JOINT, DRIVE CHAIN (RK EXCEL)....	1	1	1	1	1	1	1	-----	
		5	52000-165-000ZD	SWINGARM ASSY.								-----	
			NH138SHASTA WHITE	-	1	1	-	-	-	-	-----	
			52000-165-000ZE	*R109*.....PASSION RED	1	-	-	1	1	-	1	-----	FI
			52000-165-000ZF	*RP126*.....APHRODITE PINK	-	-	-	1	1	-	-	-----	FI
			52000-165-000ZA	*NH1*.....BLACK	-	-	-	-	1	1	-	-----	DK
					-	-	-	-	-	-	1	-----	
		6	52108-081-000	BUSH, SWINGARM PIVOT RUBBER...	2	2	2	2	2	2	2	-----	
		7	90111-162-000	BOLT, FLANGE, 6MM.....	2	2	2	2	2	-	2	-----	FI
		8	90111-187-000	BOLT, FLANGE, 6MM.....	-	-	-	-	2	2	-	-----	DK
		9	90121-063-000	BOLT, SWINGARM PIVOT.....	1	1	1	1	1	1	1	-----	
		10	90304-GE8-003	NUT, FLANGE, 10MM.....	1	1	1	1	1	1	1	-----	

H 7

F - 21

Rear cushion



165KF2100

3

Service item	F.R.T.	Ref. No.	Part No.	Description	Reqd. No.							Serial No.	Area code
					Z50								
					JK	J2K	J3L	JM	JN	JP	JT		
CUSHION ASSY., RR.....	0.1	1	52400-181-681ZC	CUSHION ASSY., RR.									
DAMPER COMP., RR.....	0.3			*NH138*.....SHASTA WHITE	-	2	2	-	-	-	-		
(INC. RELATIVE PART)				52400-181-681ZD *R109*.....PASSION RED	2	-	-	2	-	-	-		
				52400-181-681ZE *RP126*.....APHRODITE PINK	-	-	-	2	2	-	-	-----	FI
				52400-181-681ZF *R109*.....PASSION RED	-	-	-	-	2	-	2	-----	FI
		*		52400-181-681ZG *NH1*.....BLACK	-	-	-	-	-	-	2	-----	
				52400-120-003 CUSHION ASSY., RR. (SHOWA)....	-	-	-	-	2	2	-	-----	DK
		2	52401-028-000	METAL, RR. CUSHION UPPER.....	2	2	2	2	2	-	-		
		3	52401-181-680ZC	SPRING, RR. CUSHION									
				NH138.....SHASTA WHITE	-	2	2	-	-	-	-		
				52401-181-680ZD *R109*.....PASSION RED	2	-	-	2	2	-	-	-----	FI
				52401-181-680ZE *RP126*.....APHRODITE PINK	-	-	-	2	2	-	-	-----	FI
				52401-120-010 SPRING, RR. CUSHION.....	-	-	-	-	2	-	-	-----	DK
		4	52410-120-003	DAMPER COMP., RR.....	2	2	2	2	2	-	-		
		5	52475-051-000	RUBBER, RR. CUSHION STOPPER...	2	2	2	2	2	-	-		
		6	52476-028-010	GUIDE, RR. CUSHION SPRING.....	2	2	2	2	2	-	-		
		7	52481-051-000	NUT, RR. CUSHION UPPER LOCK...	2	2	2	2	2	-	-		
		8	52486-035-000	COLLAR, RR. CUSHION RUBBER									
		9	52489-028-000	BUSH, RR. CUSHION RUBBER.....	4	4	4	4	4	4	4		
		10	90551-033-000	WASHER, SPROCKET SETTING.....	6	6	6	6	6	6	6		
		11	94021-10000-0S	NUT, CAP, 10MM.....	4	4	4	4	4	4	4		
		12	94101-10000	WASHER, PLAIN, 10MM.....	2	2	2	2	2	2	2		

1996.03.20

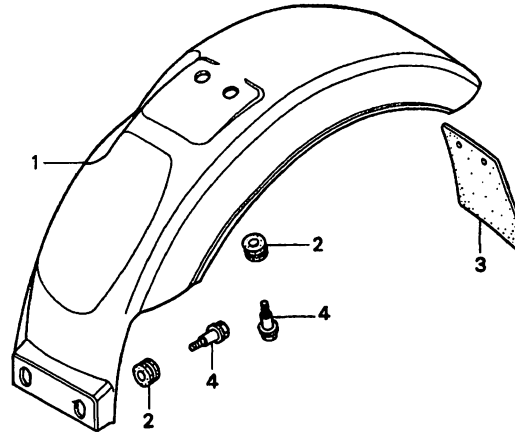
E

H7

H 8

F - 22

Rear fender



165K-F2200

165KF2200

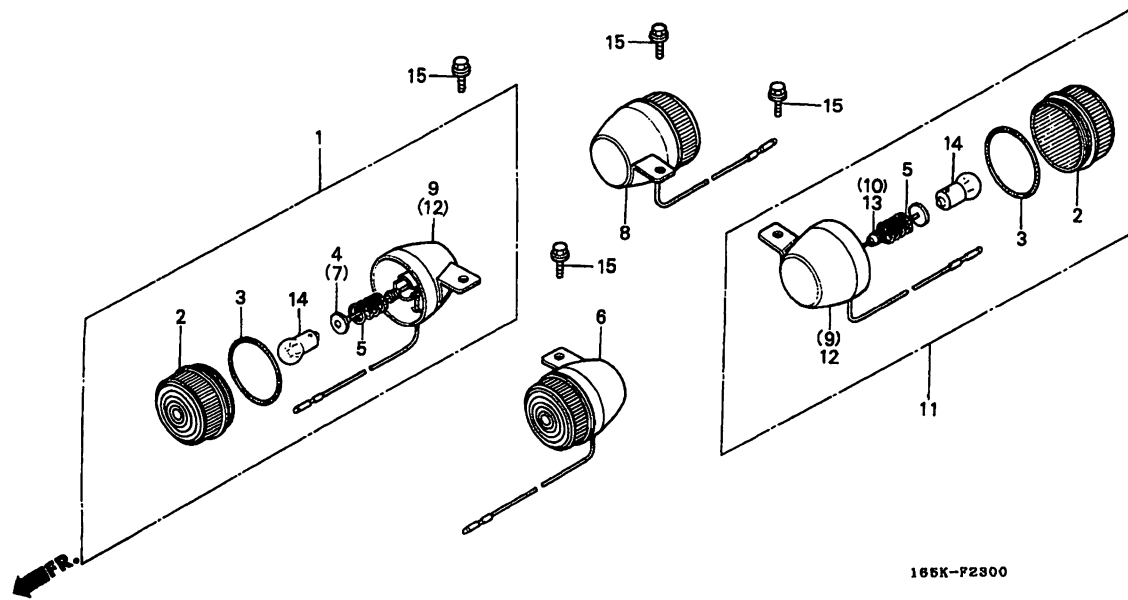
Service item	F.R.T.	Ref. No.	Part No.	Description	Reqd. No.							Serial No.	Area code
					Z50								
					JK	J2K	J3L	JM	JN	JP	JT		
FENDER COMP., RR.....	0.2	1	80100-165-790ZF	FENDER COMP., RR. *NH1*.....BLACK	1	-	-	1	1	-	1	-----	FI
			80100-165-790ZJ	*NH138*.....SHASTA WHITE	-	1	1	-	-	-	-	-----	FI
			80100-165-710ZD	*PB118CU* CANDY IMPERIAL BLUE-U	-	-	-	-	1	1	-	-----	DK
		2	80101-165-000	RUBBER, RR. FENDER CUSHION....	4	4	4	4	4	-	4	-----	FI
			80101-310-000	RUBBER, RR. FENDER CUSHION....	-	-	-	-	4	4	-	-----	DK
		3	80105-165-890	MUDGUARD, RR.....	1	1	1	1	1	-	1	-----	FI
		4	90113-449-000	BOLT, FLANGE, 6X20.....	4	4	4	4	4	-	4	-----	FI
			90160-165-000	BOLT, RR. FENDER SETTING.....	-	-	-	-	4	4	-	-----	DK

3

H 9

F - 23

Winker (Z50JN-DK·JP)



165KF2100

3

Service item	F.R.T.	Ref. No.	Part No.	Description	Reqd. No.							Serial No.	Area code	
					Z50									
					JK	J2K	J3L	JM	JN	JP	JT			
WINKER ASSY..... (ADD 0.1 FOR EACH.) (WHEN SERVICING COMP., UNIT, F.R.T. IS 0.3) (EXC. RELATED PARTS BELOW) .BULB, WINKER (WHEN SERVICING COMP., UNIT, F.R.T. IS 0.2)	0.1	*	1	33400-181-922	WINKER ASSY., R. FR. (12V 10W)	-	-	-	1	1	-	-	-	DK
			2	33402-163-005	LENS, WINKER.....	-	-	-	4	4	-	-	-	DK
			3	33406-163-005	PACKING, WINKER LENS.....	-	-	-	4	4	-	-	-	DK
			4	33410-164-005	CORD COMP., R. WINKER.....	-	-	-	1	1	-	-	-	DK
			5	33417-163-005	SPRING, COIL.....	-	-	-	4	4	-	-	-	DK
		*	6	33450-181-922	WINKER ASSY., L. FR. (12V 10W)	-	-	-	1	1	-	-	-	DK
		7	33460-164-005	CORD COMP., L. WINKER.....	-	-	-	1	1	-	-	-	DK	
		*	8	33600-181-922	WINKER ASSY., R. RR. (12V 10W)	-	-	-	1	1	-	-	-	DK
		*	9	33601-163-015	BASE, R. RR. WINKER (DAIICHI).	-	-	-	2	2	-	-	-	DK
		10	33610-165-630	CORD COMP., R. RR. WINKER.....	-	-	-	1	1	-	-	-	DK	
		*	11	33650-181-922	WINKER ASSY., L. RR. (12V 10W)	-	-	-	1	1	-	-	-	DK
		*	12	33651-163-015	BASE, L. RR. WINKER.....	-	-	-	2	2	-	-	-	DK
		13	33660-165-630	CORD COMP., L. RR. WINKER.....	-	-	-	1	1	-	-	-	DK	
		14	34905-271-000	BULB, WINKER (12V 10W).....	-	-	-	4	4	-	-	-	DK	
		15	95701-06010-07	BOLT, FLANGE, 6X10.....	-	-	-	4	4	-	-	-	DK	

1996.03.20

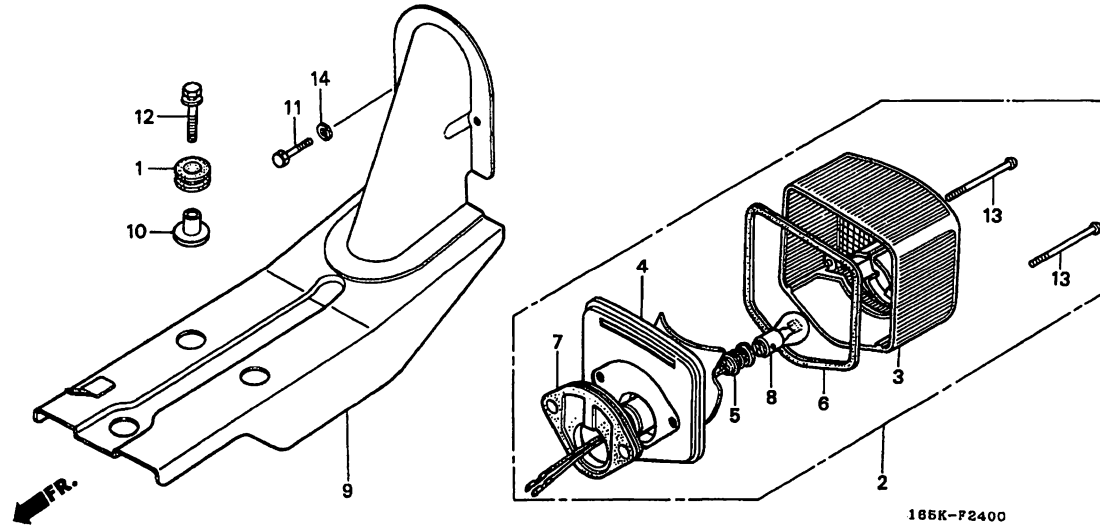
E

H9

H 11

F - 24

Taillight (Z50JK·JHK·
JHL·JM·JN·FI·JT)



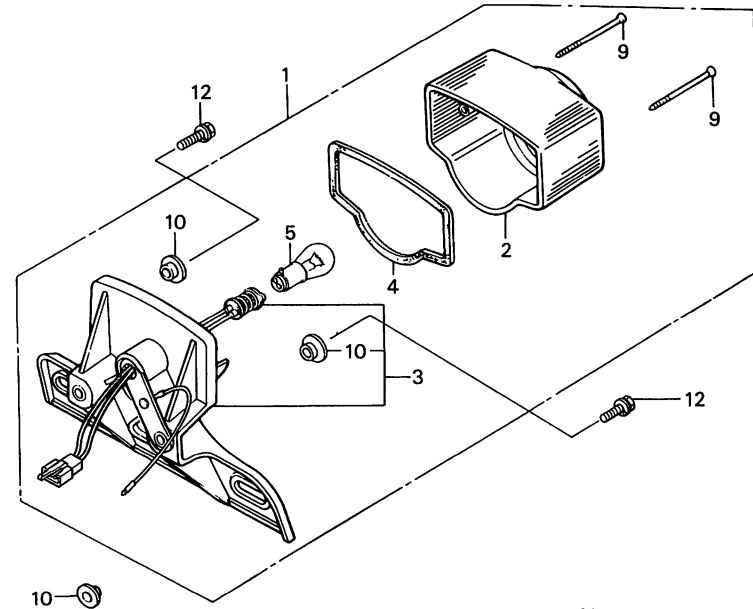
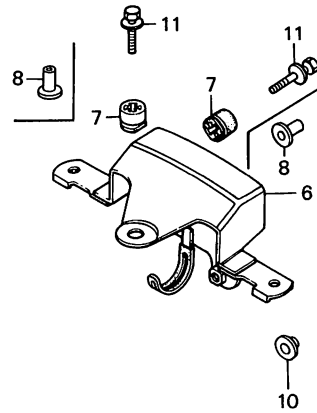
165KF2100

Service item	F.R.T.	Ref. No.	Part No.	Description	Reqd. No.							Serial No.	Area code
					Z 50								
					JK	J2K	J3L	JM	JN	JP	JT		
		12	93404-06020-00	BOLT-WASHER, 6X20.....	3	3	3	3	-	-	-		
			93404-06020-07	BOLT-WASHER, 6X20.....	-	-	-	-	3	-	-	6301128	FI
					-	-	-	-	3	-	-	6301129	FI
		13	93500-04050-0A	SCREW, PAN, 4X50.....	2	2	2	2	2	-	2		FI
		14	94111-05000	WASHER, SPRING, 5MM.....	2	2	2	2	2	-	2		FI

H 12

F - 24 - 1

Taillight
(Z50JN-DK·JP)



FR.

165K-F2401

165KF2101

Service item	F.R.T.	Ref. No.	Part No.	Description	Reqd. No.							Serial No.	Area code	
					Z50									
					JK	J2K	J3L	JM	JN	JP	JT			
TAILLIGHT UNIT.....	0.2	1	33701-181-921	TAILLIGHT UNIT (STANLEY) (12V 10/5W)	-	-	-	-	1	1	-	-	-	DK
.BASE COMP., TAILLIGHT		2	33702-163-003	LENS, TAILLIGHT.....	-	-	-	-	1	1	-	-	-	DK
.BRACKET, TAILLIGHT		3	33705-181-921	BASE COMP. 2, TAILLIGHT.....	-	-	-	-	1	1	-	-	-	DK
BULB, TAILLIGHT.....	0.1	4	33709-163-003	PACKING, TAILLIGHT LENS (STANLEY)	-	-	-	-	1	1	-	-	-	DK
		5	34906-GK8-701	BULB, TAILLIGHT (12V 10/5W)...	-	-	-	-	1	1	-	-	-	DK
		6	84701-165-000	BRACKET, TAILLIGHT.....	-	-	-	-	1	1	-	-	-	DK
		7	84905-333-000	RUBBER, CUSHION.....	-	-	-	-	3	3	-	-	-	DK
		8	50324-425-010	COLLAR, 6.3X13.....	-	-	-	-	3	-	-	-	6301725	DK
			90502-KS5-000	COLLAR, 19X6.2X13.5.....	-	-	-	-	3	-	-	-	6301726	DK
		9	90107-163-003	SCREW, TAPPING, 3X42.....	-	-	-	-	2	2	-	-	-	DK
		10	90522-028-000	WASHER, CHAIN CASE SETTING....	-	-	-	-	4	4	-	-	-	DK
		11	93404-06025-00	BOLT-WASHER, 6X25.....	-	-	-	-	3	-	-	-	6301725	DK
			93404-06025-07	BOLT-WASHER, 6X25.....	-	-	-	-	3	-	-	-	6301726	DK
		* 12	95701-06016-00	BOLT, FLANGE, 6X16.....	-	-	-	-	2	2	-	-	-	DK

1996.03.20

E

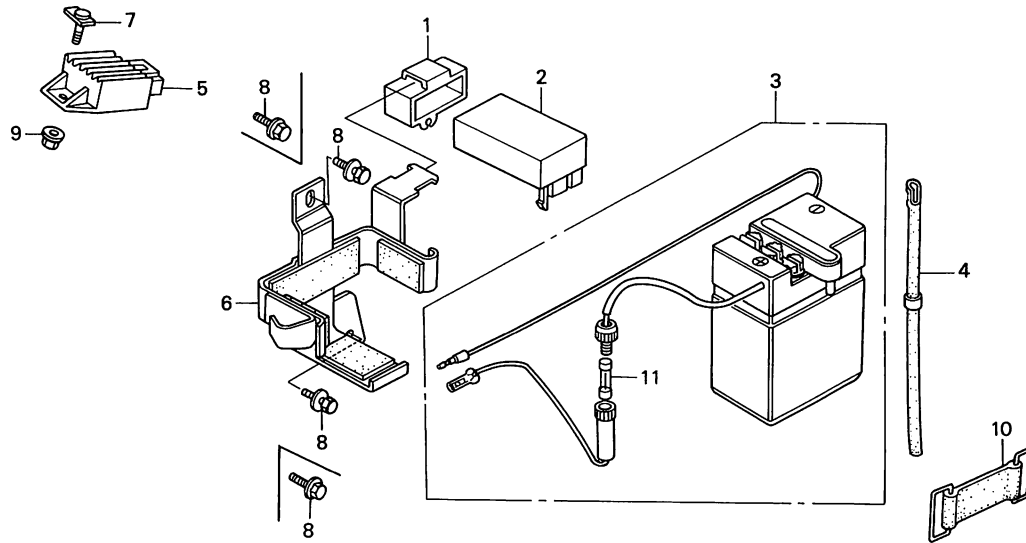
H12

3

H 13

F - 25

Battery Regulator
(Z50JK·JIIK·JIIIL·JM·
JN·FI·JT)



165K-F2500

165KF2500

3

Service item	F.R.T.	Ref. No.	Part No.	Description	Reqd. No.							Serial No.	Area code
					Z50								
					JK	J2K	J3L	JM	JN	JP	JT		
C.D.I. UNIT.....	0.4	1	30401-GK4-760	CUSHION, C.D.I. UNIT.....	1	1	1	1	1	-	1	-----	FI
.RECTIFIER COMP., REGULATE		2	30410-165-980	C.D.I. UNIT.....	1	1	1	1	-	-	-	-----	
BATTERY ASSY.....	0.2		30410-181-950	C.D.I. UNIT.....	-	-	-	-	1	-	1	-----	FI
.TRAY, BATTERY		3	31500-165-980	BATTERY ASSY. (6N2A-2C-4 YUASA)	1	1	1	1	-	-	-	-----	6302762 FI
		*	31500-165-981	BATTERY ASSY. (6N2A-2C-4 YUASA)	-	-	-	-	1	-	-	-----	6302763 FI
		4	31503-165-640	PIPE, EX.....	1	1	1	1	1	-	1	-----	FI
		5	31601-GS3-004	RECTIFIER COMP., REGULATE.....	1	1	1	1	1	-	1	-----	FI
		6	50380-165-980	TRAY, BATTERY.....	1	1	1	1	1	-	1	-----	FI
		7	90125-GS3-000	BOLT, REGULATOR RECTIFIER SETTING	1	1	1	1	1	-	1	-----	FI
		8	93412-06012-00	BOLT-WASHER, 6X12.....	2	2	2	2	-	-	-	-----	6301128 FI
			95701-06012-00	BOLT, FLANGE, 6X12.....	-	-	-	-	2	-	-	-----	6301129 FI
		9	94050-06000	NUT, FLANGE, 6MM.....	1	1	1	1	1	-	1	-----	FI
		10	95012-11001	BAND A, BATTERY.....	1	1	1	1	1	-	1	-----	FI
		11	98200-10700	FUSE (7A).....	1	1	1	1	1	-	1	-----	FI

1996.03.20

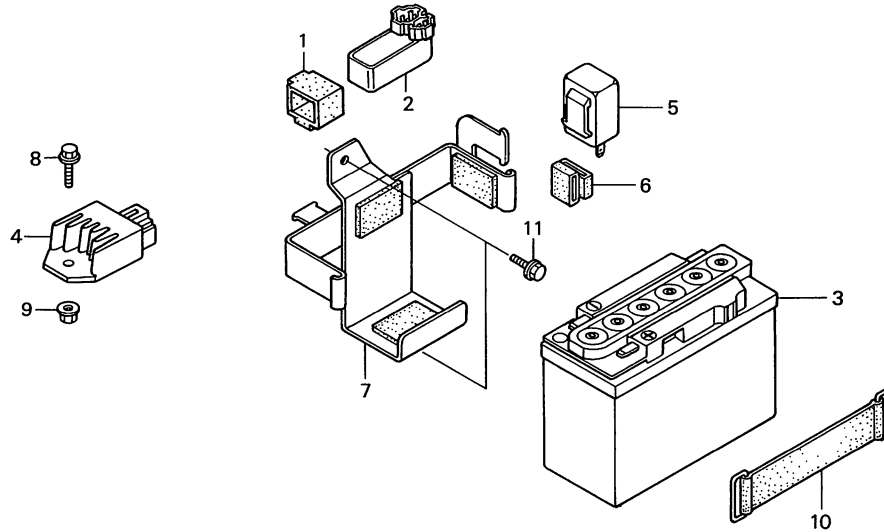
E

H13

H 14

F - 25 - 1

Battery Regulator
(Z50JN-DK·JP)



165K-F2501

165KF2501

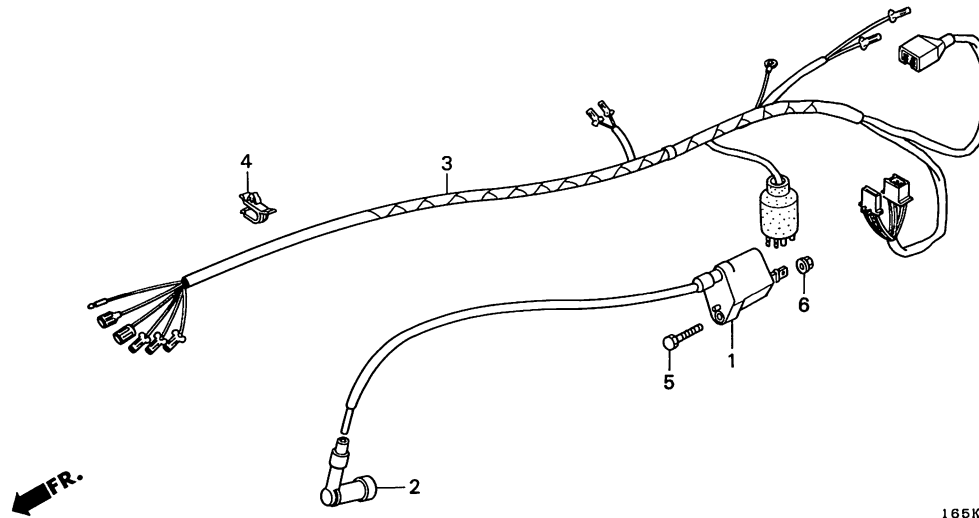
Service Item	F.R.T.	Ref. Part No.	Description	Reqd. No.							Serial No.	Area code
				Z50								
				JK	J2K	J3L	JM	JN	JP	JT		
IGNITION CONTROL MODULE.....	0.4	1	30401-961-000 CUSHION, C.D.I. UNIT.....	-	-	-	-	1	1	-	-----	DK
.RECTIFIER COMP., REGULATE		2	30410-GW8-670 IGNITION CONTROL MODULE.....	-	-	-	-	1	1	-	-----	DK
BATTERY.....	0.2	3	31500-181-881 BATTERY (YTR4A-BS, YUASA).....	-	-	-	-	1	1	-	-----	DK
RELAY COMP., WINKER.....	0.1	4	31600-GAH-004 RECTIFIER COMP., REGULATE (SHINDENGEN)	-	-	-	-	1	1	-	-----	DK
		5	38301-GK8-014 RELAY COMP., WINKER (MITSUBA).	-	-	-	-	1	1	-	-----	DK
		6	38306-GE7-000 SUSPENSION, WINKER RELAY.....	-	-	-	-	1	1	-	-----	DK
		7	50380-181-920 TRAY COMP., BATTERY.....	-	-	-	-	1	1	-	-----	DK
		8	95701-06012-00 BOLT, FLANGE, 6X12.....	-	-	-	-	1	1	-	-----	DK
		9	94050-06000 NUT, FLANGE, 6MM.....	-	-	-	-	1	-	-	-----	6302441 DK
		*	90301-473-003 NUT, U, 6MM.....	-	-	-	-	1	-	-	6302442	----- DK
		10	95012-13001 BAND B2, BATTERY.....	-	-	-	-	1	1	-	-----	DK
		11	95701-06012-00 BOLT, FLANGE, 6X12.....	-	-	-	-	2	2	-	-----	DK

3

H 15

F - 26

Wire harness
(Z50JK·JIK·JIII·JM·
JN·FI·JT)



165K-F2600 A

3

Service item	F.R.T.	Ref. No.	Part No.	Description	Reqd. No.							Serial No.	Area code
					Z50								
					JK	J2K	J3L	JM	JN	JP	JT		
COIL COMP., IGNITION.....	0.4	1	30510-165-980	COIL COMP., IGNITION.....	1	1	1	1	-	-	-		
HARNESS, WIRE.....	0.6		30510-181-950	COIL COMP., IGNITION.....	-	-	-	-	1	-	1	----- FI	
		2	30700-152-153	CAP ASSY., NOISE SUPPRESSOR (NICHIRIN)	1	-	-	-	-	-	-	----- 5069977	
					-	1	-	-	-	-	-	----- 5069845	
			30700-152-163	CAP ASSY., NOISE SUPPRESSOR (NICHIRIN)	1	-	-	-	-	-	-	----- 5069978	
					-	-	1	-	-	-	-	----- 5069846	
					-	-	-	1	1	-	1	----- FI	
		3	32100-165-980	HARNESS, WIRE.....	1	1	1	1	-	-	-	----- FI	
			32100-181-950	HARNESS, WIRE.....	-	-	-	-	1	-	1	----- FI	
		4	32161-393-003	CLIP, WIRE HARNESS.....	1	1	1	1	1	-	1	----- FI	
		* 5	92101-05022-0A	BOLT, HEX., 5X22.....	-	-	-	-	-	-	1	----- FI	
		6	94050-05000	NUT, FLANGE, 5MM.....	1	1	1	1	1	-	1	----- FI	

1996.03.20

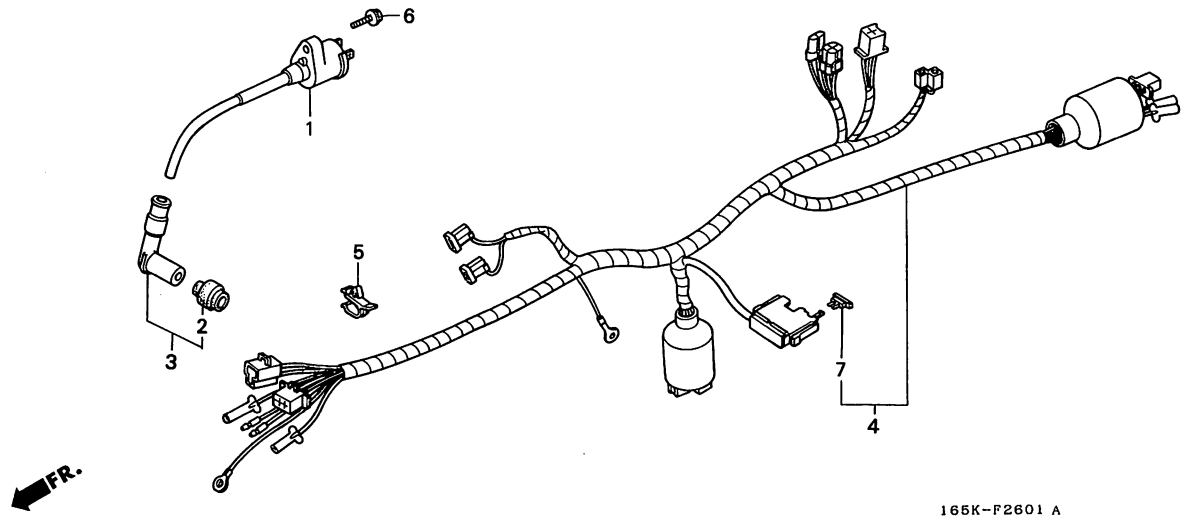
E

H15

H 16

F - 26 - 1

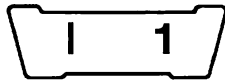
Wire harness
(Z50JN-DK·JP)



165K-F2601 A

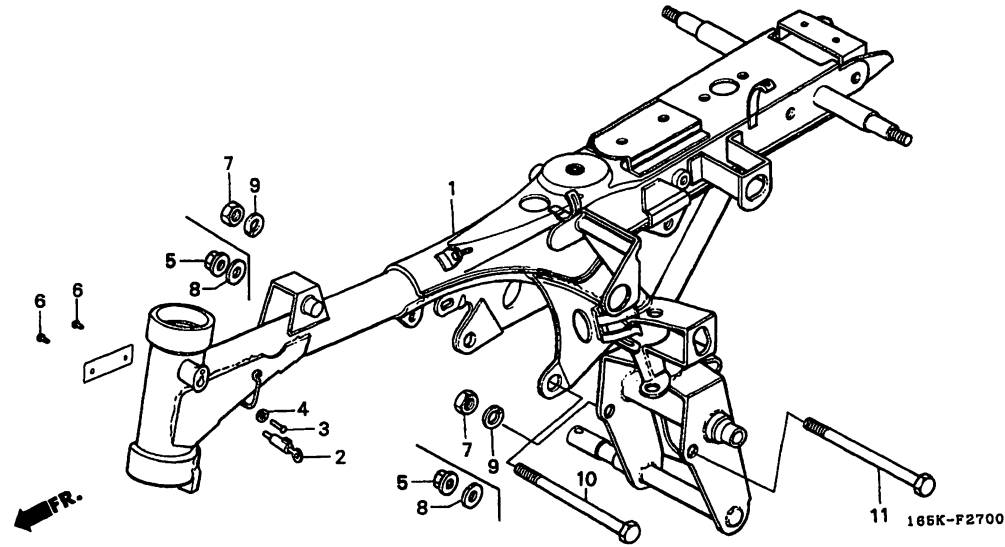
Service item	F.R.T.	Ref. No.	Part No.	Description	Reqd.No.							Serial No.	Area code
					Z50								
					JK	J2K	J3L	JM	JN	JP	JT		
COIL COMP., IGNITION.....	0.4	1	30510-GZ9-000	COIL COMP., IGNITION (TEC)....	-	-	-	-	1	1	-	-----	DK
HARNESS, WIRE.....	0.7	*	2	30605-KM1-000	-	-	-	-	1	1	-	-----	DK
		*	3	30700-181-921	-	-	-	-	1	1	-	-----	DK
		*	4	32100-181-921	-	-	-	-	1	1	-	-----	DK
			5	32161-393-003	-	-	-	-	1	1	-	-----	DK
			6	90112-GK8-010	-	-	-	-	1	1	-	-----	DK
			7	98200-31000	-	-	-	-	2	2	-	-----	DK

3



F - 27

Frame body



165KF2700

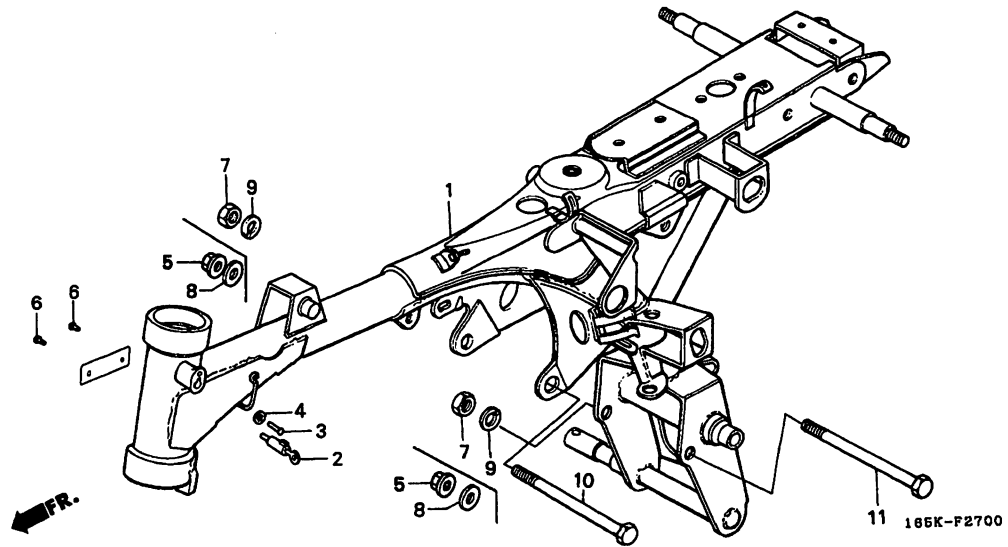
3

Service item	F.R.T.	Ref. Part No.	Description	Reqd. No.							Serial No.	Area code
				Z50								
				JK	J2K	J3L	JM	JN	JP	JT		
BODY COMP., FRAME.....	*3.8	1	50100-165-980ZA BODY COMP., FRAME	-	1	1	-	-	-	-		
LOCK COMP., STEERING HANDLE....	0.1		*NH138*.....SHASTA WHITE	-	1	1	-	-	-	-		
			50100-165-980ZB *R109*.....PASSION RED	1	-	-	1	-	-	-		
			50100-165-980ZC *RP126*.....APHRODITE PINK	-	-	-	1	-	-	-		
			50100-181-920ZA *NH1*.....BLACK	-	-	-	-	1	-	-	640000	DK
		*	50100-181-940ZA *NH1*.....BLACK	-	-	-	-	1	-	-	6400001	
			50100-181-950ZA *RP126*.....APHRODITE PINK	-	-	-	-	1	-	-		FI
			50100-181-950ZB *R109*.....PASSION RED	-	-	-	-	1	-	1		FI
		*	50100-181-950ZC BODY COMP,FRAME	-	-	-	-	-	-	1		
			NH1.....BLACK	-	-	-	-	-	-	1		
		2	53600-404-611 LOCK COMP., STEERING HANDLE...	1	1	1	1	1	-	1		FI
		3	53603-051-000 RIVET, 4.1MM.....	1	1	1	1	1	-	1		FI
		4	53604-098-940 WASHER, 4.5MM.....	1	1	1	1	1	-	1		FI
		5	90309-428-731 NUT, FLANGE, 8MM.....	-	-	-	-	-	2	2		
		6	90841-001-000 SCREW, RIVET, 1.8X5.....	2	2	2	2	2	2	2		
		7	94030-08000 NUT, HEX., 8MM.....	2	2	2	2	-	-	-		
		8	94101-08000 WASHER, PLAIN, 8MM.....	-	-	-	-	-	2	2		
		9	94111-08000 WASHER, SPRING, 8MM.....	2	2	2	2	-	-	-		
		10	95300-08111-00 BOLT, HEX., 8X111.....	1	1	1	-	-	-	-		
			95301-08115-00 BOLT, HEX., 8X115.....	-	-	-	1	-	-	-		
			95801-08115-00 BOLT, FLANGE, 8X115.....	-	-	-	-	1	-	-	6301725	DK
				-	-	-	-	1	-	-	6301128	FI
			95801-08115-07 BOLT, FLANGE, 8X115.....	-	-	-	-	1	-	-	6301726	DK
				-	-	-	-	1	-	-	6301129	FI
				-	-	-	-	-	1	1		
		11	95301-08100-00 BOLT, HEX., 8X100.....	1	1	1	-	-	-	-		
			1996.03.20 E									

1 2

F - 27

Frame body



165KF2700

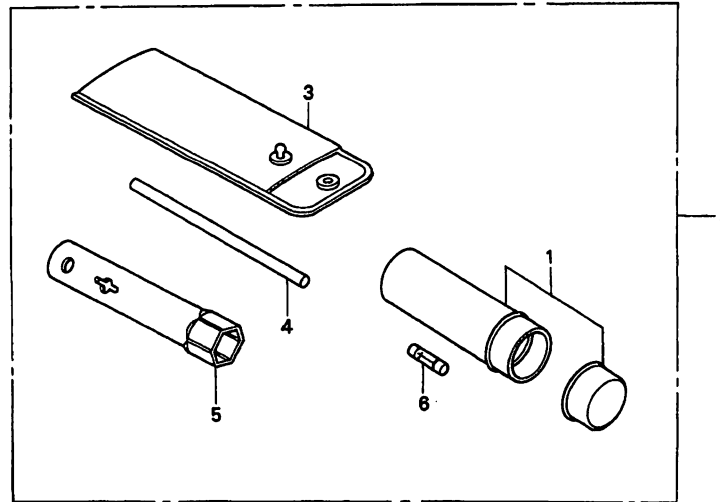
Service item	F.R.T.	Ref. No.	Part No.	Description	Reqd. No.							Serial No.	Area code	
					Z50									
					JK	J2K	J3L	JM	JN	JP	JT			
		11)	95801-08100-00	BOLT, FLANGE, 8X100.....	-	-	-	1	-	1	1	-----	6301128	FI
			95801-08100-07	BOLT, FLANGE, 8X100.....	-	-	-	-	1	-	-	-----	-----	DK
					-	-	-	-	1	-	-	6301129	-----	FI

3

I 3

F - 28

Tools (Z50JK·JIIK·JIII·
JM·JN·FI·JT)



186K-P2800

186K-P2800

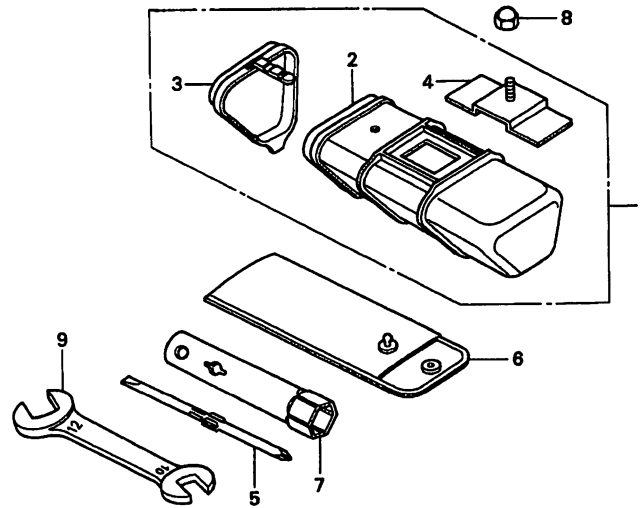
3

Service item	F.R.T.	Ref. No.	Part No.	Description	Reqd. No.							Serial No.	Area code
					Z50								
					JK	J2K	J3L	JM	JN	JP	JT		
1			83501-152-000	BOX, TOOL.....	1	1	1	1	1	-	1	-----	FI
2			89010-165-980	TOOL SET.....	1	1	1	1	1	-	1	-----	FI
3			89101-063-000	BAG, TOOL.....	1	1	1	1	1	-	1	-----	FI
4			89211-170-000	BAR, PLUG WRENCH.....	1	1	1	1	1	-	1	-----	FI
5			89216-130-690	WRENCH, SPARK PLUG.....	1	1	1	1	1	-	1	-----	FI
6			98200-10700	FUSE (7A).....	1	1	1	1	1	-	1	-----	FI

I 4

F-28-1

Tools (Z50JN-DK·JP)



165K-P2801

165KF2801

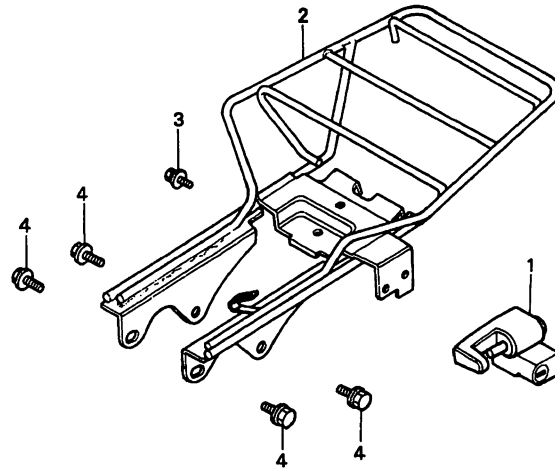
Service item	F.R.T.	Ref. Part No.	Description	Reqd. No.							Serial No.	Area code
				Z 50								
				JK	J2K	J3L	JM	JN	JP	JT		
BOX ASSY., TOOL.....	0.1	1	83500-165-010	BOX ASSY., TOOL.....	-	-	-	1	1	-	-----	DK
		2	83501-165-000	BOX, TOOL.....	-	-	-	1	1	-	-----	DK
		3	83502-165-010	CAP, TOOL BOX.....	-	-	-	1	1	-	-----	DK
		4	83503-165-000	PLATE, TOOL BOX SETTING.....	-	-	-	1	1	-	-----	DK
		5	83513-044-000	DRIVER.....	-	-	-	1	1	-	-----	DK
		6	89101-063-000	BAG, TOOL.....	-	-	-	1	1	-	-----	DK
		7	89216-130-690	WRENCH, SPARK PLUG.....	-	-	-	1	1	-	-----	DK
		8	90201-415-000	NUT, CAP, 6MM.....	-	-	-	1	1	-	-----	DK
		9	99001-10120	SPANNER, 10X12.....	-	-	-	1	1	-	-----	DK

3

1 5

F - 29

Luggage carrier
(Z50JN-DK·JP)



188K-P2900

165KF2900

3

Service item	F.R.T.	Ref. No.	Part No.	Description	Reqd. No.							Serial No.	Area code	
					Z50									
					JK	J2K	J3L	JM	JN	JP	JT			
HOLDER ASSY., HELMET.....	0.2	1	50710-GB4-007	HOLDER ASSY., HELMET (HONDA LOCK)	-	-	-	-	1	1	-	-----	-----	DK
CARRIER COMP., LUGGAGE.....	0.3	2	81200-165-640	CARRIER COMP., LUGGAGE.....	-	-	-	-	1	1	-	-----	-----	DK
		3	93412-06010-00	BOLT-WASHER, 6X10.....	-	-	-	-	1	1	-	-----	-----	DK
		4	95701-08014-00	BOLT, FLANGE, 8X14.....	-	-	-	-	4	4	-	-----	-----	DK

1996.03.20

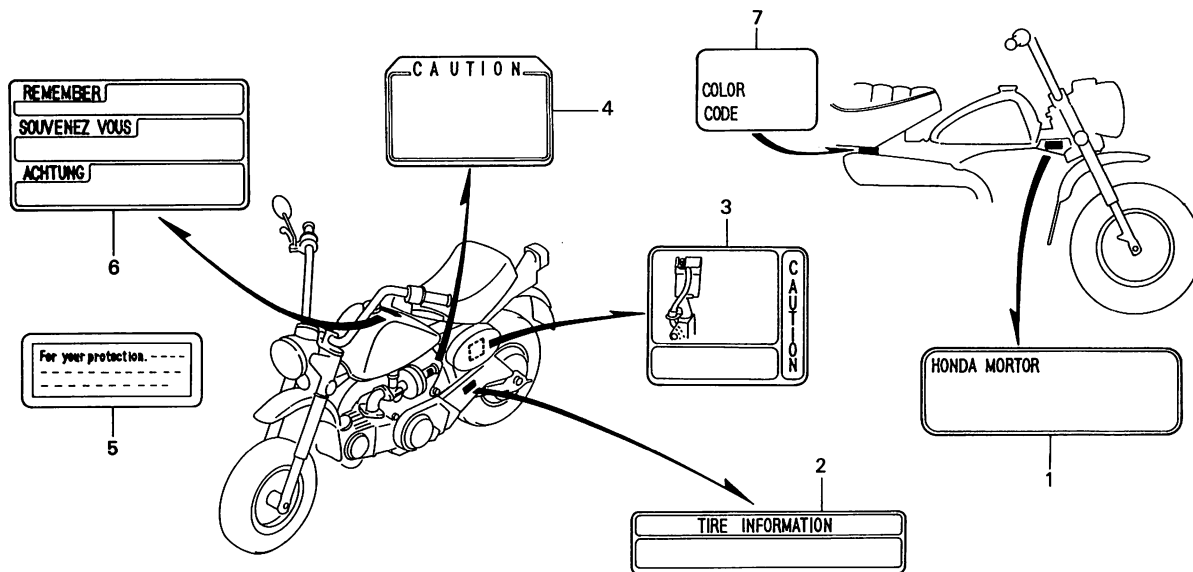
E

I5

1 6

F-30

Caution label
(Z50JK·JIIK·JIII·JM·
JN·FI·JT)



165K-F3000 A

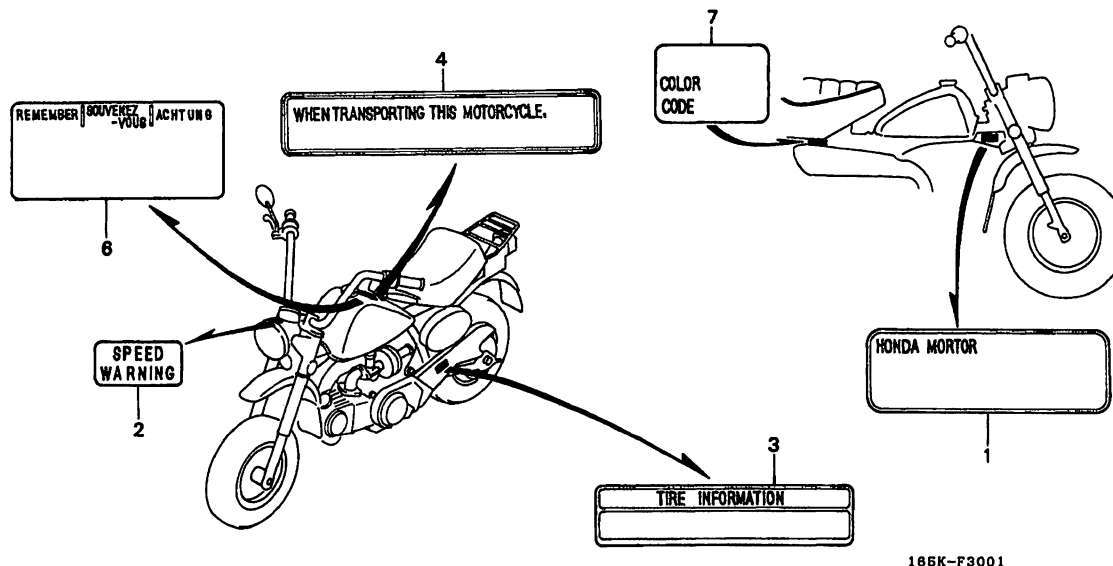
Service item	F.R.T.	Ref. No.	Part No.	Description	Reqd. No.								Serial No.	Area code
					Z50									
					JK	J2K	J3L	JM	JN	JP	JT			
		1	87501-165-891	PLATE, REGISTERED NUMBER.....	1	-	-	-	-	-	-	5067419		
			87501-165-892	PLATE, REGISTERED NUMBER.....	1	-	-	-	-	-	-	5067719		
					-	1	-	-	-	-	-	5067420		
					-	1	-	-	-	-	-	5067720		
		*	87501-165-B00	PLATE, REGISTERED NUMBER.....	-	-	1	1	1	-	-		FI	
		2	87505-165-850	LABEL, TIRE.....	1	1	1	1	-	-	-			
			87505-181-950	LABEL, TIRE.....	-	-	-	-	1	-	-		FI	
		*	87505-165-B00	LABEL, TIRE.....	-	-	-	-	-	1	-			
		3	87506-165-980	MARK, BATTERY CAUTION.....	1	1	1	1	1	-	1		FI	
		4	87508-120-000	LABEL, AIR CLEANER CAUTION....	1	1	1	1	-	-	-			
		*	87560-GAN-850ZC	LABEL, DRIVE *TYPE2*.....	-	-	-	-	-	-	1			
		6	87560-181-760ZB	MARK, DRIVE CAUTION (TYPEW) *NHO*.....WHITE	1	1	1	1	-	-	-			
			87560-181-760ZF	MARK, DRIVE CAUTION *TYPEW*...	-	-	-	-	1	-	-		FI	
		7	87565-165-780ZA	LABEL, COLOR *TYPE1* (PB186)..	-	1	-	-	-	-	-			
			87565-181-970ZA	LABEL, COLOR *TYPE1* (G120)...	-	-	1	-	-	-	-			
		*	87565-165-B00ZA	LABEL, COLOR *TYPE1*.....	-	-	-	-	-	-	1			
		*	87565-165-B00ZB	LABEL, COLOR *TYPE2*.....	-	-	-	-	-	-	1			
			87565-181-960ZA	LABEL, COLOR *TYPE1* (NH1G)...	-	-	-	1	-	-	-			
			87565-181-960ZB	LABEL, COLOR *TYPE2* (NH1)....	-	-	-	1	-	-	-			
			87565-181-950ZA	LABEL, COLOR *TYPE1* (NH1G)...	-	-	-	-	1	-	-		FI	
			87565-181-950ZB	LABEL, COLOR *TYPE2* (NH1)....	-	-	-	-	1	-	-		FI	

3

1 7

F-30-1

Caution label
Z50JN-DK·JP)



165KF1001


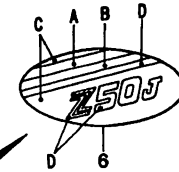
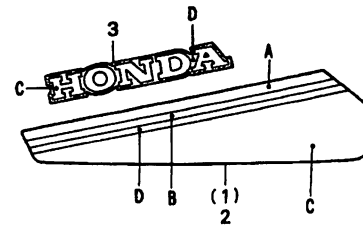
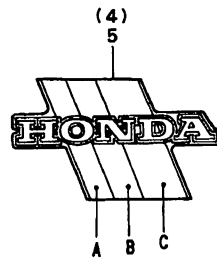
Service item	F.R.T.	Ref. Part No.	Description	Reqd. No.							Serial No.	Area code
				Z50								
				JK	J2K	J3L	JM	JN	JP	JT		
		1	87501-165-950 PLATE, REGISTERED NUMBER.....	-	-	-	-	1	1	-	-----	DK
		2	87504-165-670 LABEL, SPEED WARNING.....	-	-	-	-	1	1	-	-----	DK
		3	87505-181-950 LABEL, TIRE.....	-	-	-	-	1	1	-	-----	DK
		4	87507-181-880ZB LABEL B, CAUTION *TYPE1*.....	-	-	-	-	1	1	-	-----	DK
		6	87560-375-680ZF MARK, DRIVE CAUTION *TYPEW*...	-	-	-	-	1	1	-	-----	DK
		7	87565-181-920ZA LABEL, COLOR *TYPE1* (PB118)..	-	-	-	-	1	-	-	-----	DK
		* 7	87565-181-930ZA LABEL, COLOR *TYPE1* (PB118)..	-	-	-	-	-	1	-	-----	DK

3

I 8

F - 31

Emblem·Stripe
(Z50JK·JIIK)



165K-F3100

165KF1100

Service item	F.R.T.	Ref. No.	Part No.	Description	Reqd. No.							Serial No.	Area code
					Z50								
					JK	J2K	J3L	JM	JN	JP	JT		
		1	17508-165-800	STRIPE, R. FUEL TANK.....	-	1	-	-	-	-	-		
		2	17509-165-800	STRIPE, L. FUEL TANK.....	-	1	-	-	-	-	-		
		3	87122-165-800	EMBLEM, FUEL TANK.....	-	2	-	-	-	-	-		
		4	87122-165-980ZC	EMBLEM, R. FUEL TANK *TYPE3*..	1	-	-	-	-	-	-		
		5	87123-165-980ZC	EMBLEM, L. FUEL TANK *TYPE3*..	1	-	-	-	-	-	-		
		6	87128-165-800	EMBLEM, SIDE COVER.....	-	1	-	-	-	-	-		

Type	Main color	Position		
		A	B	C
TYPE 3	Black (NH1)	Red	Gray	White

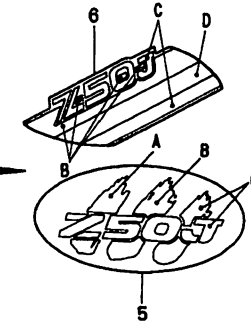

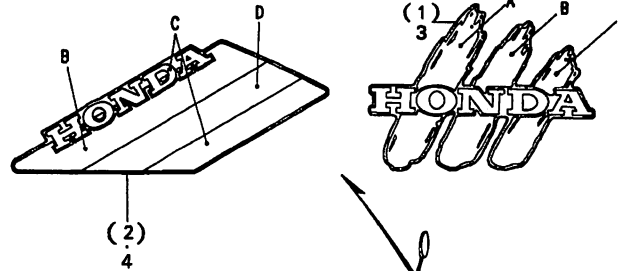
Main color	Position			
	A	B	C	D
Seychell night blue (PB186)	Red	Gold	White	Blue

3

I 9

F-31-1

Emblem·Mark
(Z50JIII·JM·JN·FI·JT)



165K-F3101

165KF3101

3

Service item	F.R.T.	Ref. No.	Part No.	Description	Reqd. No.							Serial No.	Area code
					Z50								
					JK	J2K	J3L	JM	JN	JP	JT		
1			87122-181-960ZA	MARK, R. FUEL TANK *TYPE1*....	-	-	-	1	1	-	1	-----	FI
			87122-181-960ZB	MARK, R. FUEL TANK *TYPE2*....	-	-	-	1	1	-	1	-----	FI
2			87122-181-970	EMBLEM, R. FUEL TANK.....	-	-	1	-	-	-	-	-----	
3			87123-181-960ZA	MARK, L. FUEL TANK *TYPE1*....	-	-	-	1	1	-	1	-----	FI
			87123-181-960ZB	MARK, L. FUEL TANK *TYPE2*....	-	-	-	1	1	-	1	-----	FI
4			87123-181-970	EMBLEM, L. FUEL TANK.....	-	-	1	-	-	-	-	-----	
5			87128-181-960ZA	MARK, SIDE COVER *TYPE1*....	-	-	-	1	1	-	1	-----	FI
			87128-181-960ZB	MARK, SIDE COVER *TYPE2*....	-	-	-	1	1	-	1	-----	FI
6			87128-181-970	EMBLEM, SIDE COVER.....	-	-	1	-	-	-	-	-----	

Color chart for emblem (Z50JIII)

Main color (Color label code)	Position		
	B	C	D
Urban green (G120)	Violet	White	Pink

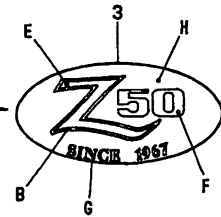

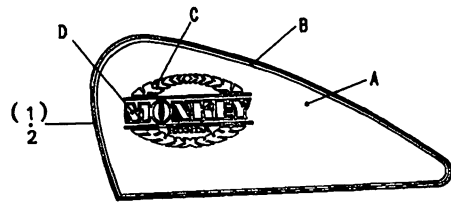
Color chart for mark (Z50JM·JN·FI·JT)

Type	Main color (Color label code)	Position		
		A	B	C
TYPE 1	Black (NH1G)	Green	Violet	White
TYPE 2	Black (NH1)	Red	Silver metallic	White

I 10

F - 31 - 2

Mark (Z50JN-DK·JP)



165K-P3102

165KF1102

Service item

F.R.T.

Ref. No.

Part No.

Description

Reqd. No.
Z50

Serial No. Area code

JK J2K J3L JM JN JP JT

1	87122-181-920ZA	MARK, R. FUEL TANK *TYPE1*....	-	-	-	-	1	1	-	-----	DK
2	87123-181-920ZA	MARK, L. FUEL TANK *TYPE1*....	-	-	-	-	1	1	-	-----	DK
3	87128-181-920ZA	MARK, SIDE COVER *TYPE1*.....	-	-	-	-	1	1	-	-----	DK

Color chart for mark

Type	Main color	Position							
		A	B	C	D	E	F	G	H
TYPE 1	Candy imperial blue-U (PB118CU)	Beige metallic	Gold	Silver	Blue metallic	Pearl white	Dark silver	Light blue	Candy imperial blue-U

1996.03.20

E

I10

3



PART NO. INDEX

Part No.	Address No.										
		12191-GB2-004	E12	13111-GB2-000	E2	15119-178-000	E15	16950-163-035	G10	22000	
		12191-GW8-681	D8	13115-001-000	E2	15311-178-000	D13	16951-163-025	G10		
			E12	13201-GE0-300	E2	15321-035-003	D13	16951-163-035	G10	22101-036-010	D11
		12200-GK4-761	D4	13201-GK4-760	E2	15329-035-003	D13	16953-155-015	G10	22111-065-000	D11
		12200-165-621	D4	13311-GB4-680	E2		E15			22119-035-000	D11
		12209-GB4-681	D5	13311-GK4-760	E2	15331-107-000	D13	17000			E15
			E12	13321-GB4-680	E2	15332-107-000	D13			22119-165-950	D11
		12209-GB4-682	D5	13321-GK4-760	E2	15382-178-000	D13	17111-165-620	D2		E16
			E12	13381-GK4-760	E2	15383-178-300	D13	17111-165-730	D2	22131-036-010	D11
			D4	13381-178-300	E2	15384-178-000	D13	17211-165-730	G14	22201-088-000	D11
06000		12237-GB4-305	D4			15421-035-010	D13	17212-GW8-670	G14	22201-165-951	D11
061A1-165-611	E12	12237-GK4-305	D4	14000		15650-098-730	D9	17221-GW8-670	G14	22331-035-000	D11
061B1-GS3-010	E15	12245-GB4-305	D4			15650-141-000	D9	17231-165-010	G14	22351-065-741	D11
06111-165-000	E12	12245-GK4-305	D4	14100-065-920	D5	15761-GS9-670	E1	17231-181-960	G14	22401-036-000	D11
06111-165-950	E12	12250-GB2-000	D4	14101-165-620	D5	15761-087-611	E1	17253-GW8-670	G14	22421-035-000	D11
06111-165-951	E12	12250-GW8-680	D4	14105-957-000	D6			17255-165-000	G14	22810-036-010	D9
06112-GAR-000	E15		E12	14311-035-000	E2	16000		17500-165-980ZC	G10	22815-035-010	D9
06112-165-950	E15	12251-GBJ-003	D4	14321-GB6-910	D6			17500-181-920ZB	G10	22816-035-000	D9
06450-GAG-003	F15		E12	14321-GB6-911	D6	16010-165-621	E10	17500-181-960ZA	G10	22820-118-670	D11
	G4	12251-GB2-000	D4	14321-035-010	D6	16010-165-981	E10	17500-181-960ZB	G10	22835-035-000	D9
06450-096-651	F15		E12	14401-035-003	D6	16012-GAR-000	E10	17500-181-960ZE	G10	22839-035-000	D9
	G4	12255-GB0-911	D4	14431-GK4-760	D5	16012-165-950	E10	17500-181-960ZF	G10	22846-035-000	D9
06450-096-652	F15		E12	14431-035-020	D5	16012-165-960	E10	17505-165-800ZA	G10	22870-165-640	F8
	G4	12301-035-000	D1	14451-035-000	D5	16012-165-981	E10	17508-165-800	I8	22870-165-980	F6
06450-096-654	F15	12301-086-000	D1	14500-035-020	D6	16013-147-004	E10	17509-165-800	I8	22901-001-000	D11
	G4	12331-GB0-910	D1	14502-086-000	D6	16014-165-622	E10	17611-028-000	G10	22911-GB4-680	D11
		12331-GB2-710	D1	14531-035-000	D6	16015-130-641	E10	17613-120-000	G10		
11000		12341-035-000	D1	14541-GB4-680	D6	16015-165-621	E10	17620-165-981	G10	23000	
		12341-065-920	D1	14541-GB4-681	D6	16016-GW8-672	E10	17620-181-921	G10		
11100-GB4-010	E1	12361-035-000	D1	14550-GB0-910	D6	16016-165-950	E10	17631-096-701	G10	23110-086-030	D11
11191-GB4-000	E1	12391-GB2-003	D1	14550-GB0-911	D6	16016-165-981	E10	17632-383-831	G10	23121-GS9-000	D11
	E15		E12	14566-086-030	D6	16022-GW8-671	E10	17910-165-640	F8	23211-065-901	E4
11191-GW8-680	E1	12391-GW8-680	D1	14610-086-003	D7	16022-165-731	E10	17910-165-980	F6	23221-065-020	E4
	E15		E12	14610-086-013	D7	16022-165-950	E10	17910-181-930	F8	23421-086-020	E4
11200-GB4-020	E1	12394-GB4-680	D1	14615-035-000	D7	16028-GC8-004	E10			23422-041-000	E4
11330-118-670	D9		E13	14615-035-010	D7	16100-165-920	E10	18000		23431-GS3-000	E4
11330-165-870	D9	12394-GW8-680	D1	14670-035-030	D7	16100-165-921	E10			23441-GS3-000	E4
11330-165-950	D9		E13	14675-178-000	D7	16100-165-922	E10	18233-051-000	G15	23451-GS3-000	E4
11330-165-951	D9	12395-GB2-003	D1	14711-GK4-003	D5	16100-165-950	E10	18240-165-600ZA	G15	23461-GS3-000	E4
11341-165-920	D14		E13	14711-GK4-013	D5	16100-165-951	E10	18240-165-600ZD	G15	23471-GS3-000	E4
11341-165-950	D14	12395-GW8-680	D1	14721-GK4-600	D5	16100-165-960	E10	18291-HB2-900	E13	23471-065-901	E4
11341-165-980	D14		E13	14721-GK4-601	D5	16100-165-981	E10		G15	23481-GS3-000	E4
11394-GW8-680	D9			14751-GE0-003	D5	16118-GB4-003	E11	18291-001-010	E13	23481-065-901	E4
	E15	13000		14751-GE0-004	D5	16155-883-005	E11		G15	23800-GB4-000	E4
11394-035-010	D9			14751-GK4-761	D5	16199-165-920	E11	18292-KBR-000	G15	23800-045-671	E4
	E15	13000-GB4-680	E2	14751-GK4-762	D5	16201-045-720	D2	18292-290-000	G15	23802-041-010	E4
11651-035-010	D9	13000-GK4-760	E2	14761-GE0-003	D5		E13	18300-165-642	G15	23802-045-670	E4
11651-165-870	D9	13011-GK4-305	E2	14761-GE0-004	D5	16201-165-950	D2	18300-165-980	G15		
11655-035-010	D9	13011-GK4-306	E2	14771-GB4-680	D5		E13	18353-120-000	G15	24000	
	E15	13012-GK4-305	E2	14775-MA6-000	D5	16205-165-950	D2	18353-165-980	G15		
11655-165-950	D9	13012-GK4-306	E2	14781-MA6-000	D5	16211-165-000	D2	18360-165-010ZD	G15	24211-GB4-770	E6
	E15	13013-GK4-305	E2			16211-165-010	D2	18360-165-010ZF	G15	24211-GF6-000	E6
		13013-GK4-306	E2	15000		16211-165-951	D2	18360-165-010ZG	G15	24261-121-740	E6
12000		13101-GK4-760	E2			16211-165-981	D2	18360-165-010ZJ	G15	24261-121-741	E6
		13101-GK4-761	E2	15100-GBJ-003	D13	16236-045-010	E1	18373-120-000	G15	24263-028-000	E6
12101-GB2-000	D8	13102-GK4-305	E2	15100-178-000	D13	16236-171-000	E1	18374-120-000	G15	24301-GS3-000	E6
12191-GB2-004	D8	13103-GK4-305	E2	15119-178-000	D13	16950-163-025	G10	18374-181-950	G15	24301-GS3-010	E6




J 2

PART NO. INDEX

Part No.	Address No.	30700-152-153	H15	33600-181-922	H9	37000		42650-181-405ZB	G8	43451-165-850	H2
		30700-152-163	H15	33601-163-015	H9			42650-181-405ZC	G8		
		30700-181-921	H16	33610-165-630	H9	37200-165-981	F5	42701-045-670ZD	G1	44000	
				33650-181-922	H9	37200-181-921	F5		G6		
		31000		33651-163-015	H9	37224-165-670	F5	42701-045-670ZE	G1	44301-GN5-900	F15
				33660-165-630	H9	37224-192-601	F5		G6	44301-045-010	F15
		31100-065-921	D15	33701-165-942	H10	37226-165-672	F3	42701-045-671ZA	G3	44600-045-673ZA	G1
		31110-GB5-943	D16	33701-165-943	H10	37230-165-670	F3		G8	44600-045-673ZF	G1
		31110-GB5-944	D16	33701-165-944	H10	37244-165-000	F5	42701-045-671ZC	G1	44600-045-673ZG	G1
24411-GF6-010	E6	31110-065-921	D15	33701-181-921	H12	37305-165-640	F5		G3	44600-045-673ZJ	G1
24421-200-000	E6	31120-GB5-943	D16	33702-147-601	H10	37550-181-920	F3		G6	44620-045-020	G1
24425-198-900	E6	31120-GT0-018	D16	33702-147-602	H10	37560-165-005	F1		G8		G3
24430-GB4-772	E6	31120-065-921	D15	33702-147-603	H10	37561-165-005	F1	42701-045-671ZD	G1	44650-181-405ZA	G3
24435-GF6-003	E6	31131-GS9-020	D16	33702-163-003	H12	37561-165-672	F3		G6	44650-181-405ZB	G3
24610-065-921	E6	31403-300-000	H10	33703-165-941	H10	37565-181-921	F3	42701-045-671ZF	G1	44650-181-405ZC	G3
24639-035-000	E6	31500-165-980	H13	33703-165-942	H10				G3	44712-120-154	G1
24641-061-000	E6	31500-165-981	H13	33705-181-921	H12	38000			G6		G3
24651-035-000	E6	31500-181-881	H14	33708-165-941	H10				G8		G6
24652-035-000	E6	31503-165-640	H13	33709-074-671	H10	38105-165-640	F11	42702-045-670ZD	G1		G8
24701-165-980	H2	31600-GAH-004	H14	33709-163-003	H10	38110-MN8-003	F11		G6	44800-045-691	G1
		31601-GS3-004	H13	33719-074-670	H10	38110-192-000	F11	42702-045-670ZE	G1		G3
				33741-KAK-971	F11	38110-192-004	F11		G6	44830-165-640	F5
25000				33741-MM9-690	F11	38301-GK8-014	H14	42702-045-671ZA	G3	44831-165-640	F5
				33741-165-980	F11	38306-GE7-000	H14		G8		
25551-918-007	D11	32000				40000		42702-045-671ZC	G1	45000	
25555-065-000	D11	32100-165-980	H15	34000					G3		
25557-111-000	D11	32100-181-921	H16						G6	45120-096-651	F15
		32100-181-950	H15						G8		G4
		32161-393-003	H15	34901-066-003	F3	40510-165-000	H6		G1	45120-096-652	F15
				34901-130-611	F1	40510-165-730	H6	42702-045-671ZD	G1		G4
28211-040-035	E8	32161-404-000	F6	34902-202-000	F1	40530-114-003	H6		G6	45131-400-020	F15
28211-086-700	E9	32171-165-000	G10	34902-259-000	F3	40530-130-614	H6	42702-045-671ZF	G1		G4
28221-086-700	E9	32906-061-000	D8	34905-149-611	H10	40530-181-921	H6		G3	45133-028-000	F15
28223-035-035	E8	32907-402-000	D2	34905-271-000	H9	40530-181-922	H6		G6		G5
28251-035-065	E8	32961-GS9-010	D16	34906-GK8-701	H12	40530-181-951	H6		G8	45134-250-000	F15
28251-086-701	E9	32962-GS9-000	D16	34906-329-671	H10	40530-181-952	H6	42711-165-013	G1		G5
28262-041-730	E8	32981-GB4-770	D15	34908-GB4-700	F5	40531-098-003	H6		G3	45410-130-650	F15
	E9		D16	34908-001-000	F5	40531-150-005	H6		G6	45410-181-950	F16
28262-041-731	E9								G8		G4
28271-121-690	E9	33000		35000		41000				45437-001-000	F16
28281-035-003	E8							43000		45450-165-640	F8
	E9	33100-165-850	F1	35010-165-980	F1	41201-165-980	G6		F15	45450-165-980	F6
28281-035-018	E8	33100-181-921	F3	35010-165-981	F1	41201-181-920	G8	43100-130-654ZA	G4	45450-165-981	F6
	E9	33101-397-000	F3	35010-181-920	F3	41201-181-950	G8		F15	45454-181-960	F16
28300-GW8-670	H2	33104-165-003	F3	35100-181-921	F3			43100-130-654ZB	G4		
28300-120-000	H2	33105-070-000	F3	35121-G20-003	F3	42000			F15	46000	
		33108-229-003	F3	35121-402-811	F1			43100-130-654ZE	G4		
		33120-165-850	F1	35122-G20-003	F3	42301-GW8-670	G4		F15	46500-130-690	H2
		33121-229-003	F3	35122-402-811	F1	42301-181-760	G4	43100-130-654ZF	G4	46500-130-740	H2
30401-GK4-760	H13	33130-GE8-621	F1	35150-165-850	F6	42312-120-000	G6		F15	46514-028-000	H2
30401-961-000	H14	33130-GY3-003	F3	35200-181-920	F8			43100-130-654ZH	G4		
30410-GW8-670	H14	33400-181-922	H9	35340-KY0-980	F8	42601-120-010ZA	G6		F15	50000	
30410-165-980	H13	33402-163-005	H9	35350-GAR-000	H2	42601-120-010ZF	G6	43145-GS9-000	G4		
30410-181-950	H13	33406-163-005	H9	35357-165-000	H2	42601-120-010ZG	G6		F15	50100-165-980ZA	I1
30510-GZ9-000	H16	33410-164-005	H9	35750-GS3-003	E6	42601-120-010ZJ	G6	43145-130-650	G4	50100-165-980ZB	I1
30510-165-980	H15	33417-163-005	H9	35753-035-662	E6	42620-045-020	G6		G4	50100-165-980ZC	I1
30510-181-950	H15	33450-181-922	H9	35755-001-020	E6			43410-130-650	G4	50100-181-920ZA	I1
30605-KM1-000	H16	33460-164-005	H9			42650-181-405ZA	G8	43451-GAR-000	H2		

4



PART NO. INDEX

Part No.	Address No.	91208-KB4-671	E7	93404-06025-00	G10	94002-06000-0S	D10	95005-50350-30	E1	96001-06022-00	D16
		91251-045-005	G7		H12	94021-06200-0S	D2	95011-40000	H2	96001-06025-00	D3
			G9	93404-06025-07	G11	94021-10000-0S	H7	95011-51000	H2	96001-06028-00	D14
		91252-001-023	G1		H12	94030-08000	G2	95012-11001	H13	96001-06035-00	D14
			G3	93411-06016-00	G14		G7	95012-13001	H14	96001-06040-00	D10
		91301-GB0-911	D8	93412-06010-00	I5		I1	95014-10010	G5	96001-06050-00	E1
			E13	93412-06012-00	F12	94050-05000	H15		G7	96001-06055-00	D10
		91301-GK4-871	D2		H13	94050-06000	F16		G9	96001-06060-00	E1
			E13	93412-08020-00	H3		G5	95014-21101	F9	96001-06065-00	D10
90502-MF9-710	H4	91301-035-003	D15	93500-04016-0A	G14		G16	95014-32100	F9		E1
90503-051-870	F9		D16	93500-04020-0A	G14		H1	95014-72102	H5	96001-06100-00	D10
	F10		E16	93500-04050-0A	H11		H13	95014-73100	H2	96100-60000-00	D12
90522-028-000	H12	91302-001-020	D2	93500-05006-0A	G16		H14	95015-32001	F16	96100-62030-00	E5
90522-170-700	F13		E13	93500-05008-0A	G16	94050-08000	G12		H2	96140-62010-10	G2
90527-230-000	F9	91303-035-000	D8	93500-05008-0G	G16	94050-08070	G12	95015-42000	F16		G3
	F10		E13	93500-05010-0A	D13	94050-10000	D15		H2		G7
90551-033-000	H7	91304-035-000	D10	93500-05025-0A	F6		D16	95015-53000	H2		G9
90556-044-000	F13		E16		F8	94070-08080	G12	95300-08111-00	I1	96220-30085	E7
90601-001-000	D12	91305-028-158	D4	93500-05028-0A	F6	94101-05700	G16	95301-08100-00	I1		
	E4	91306-141-000	D8		F8	94101-06000	G5	95301-08115-00	I1	98000	
	E8		E14	93500-05032-0A	F8		G7	95701-06010-07	H9		
90602-GB0-911	D8	91307-035-000	D10	93500-05040-0A	F7		G9	95701-06012-00	F12	98056-55718	D3
90603-GB0-911	D8		E16	93500-06014-0A	G16		H1		H13	98056-55726	D3
90605-200-000	E8	91312-107-000	E7	93500-06016-0A	D13	94101-08000	G2		H14	98056-56717	D3
	E9		E16	93500-06022-0A	D13		G3	95701-06016-00	H12	98056-56718	D3
90650-KV6-003	F6	91317-171-003	D15	93600-05010	D12		G7	95701-06018-00	D7	98056-56726	D3
	F8		D16	93600-05010-0A	D12		G9	95701-06020-07	H2	98056-56727	D3
90702-GB6-910	D7		E16	93600-06016-0A	D10		H3	95701-06022-00	H2	98056-57718	D3
	D8	91508-GN2-000	F4		D15		I1	95701-06022-07	H2	98056-57726	D3
	D9			93700-05012-0A	D16	94101-10000	H7	95701-06025-07	H5	98200-10700	H13
90704-035-000	E1	92000		93891-04012-00	D10	94102-14000	H2	95701-06028-00	F13		I3
90741-003-010	E2		H2	93891-05008-00	F12	94111-05000	H11		F16	98200-31000	H16
90801-035-000	E7	92000-06022-0A	H10	93891-06010-00	G16	94111-06000	G5	95701-06035-00	F16		
	E16	92101-05012-0B	H15	93891-06010-07	G16		G7		G5	99000	
90841-001-000	I1	92101-05022-0A	E7	93891-06012-00	H1	94111-06800	G9	95701-06110-00	D2		
		92101-06016-0A	H2	93891-06012-07	H1	94111-08000	F12	95701-08014-00	I5	99001-10120	I4
		92101-06020-0A	G2	93892-04006-10	F5		G2	95701-08016-00	G3	99101-187-0550	E11
		92101-08018-0A	G7	93892-04012-08	E11		G7		G9	99101-187-0580	E11
91001-035-000	E3	92201-08018-0A	G7	93892-04012-18	E11	94201-16150	I1	95701-08016-07	G16		
91001-035-008	E3	92800-12000	E1	93892-05010-00	D13	94201-20120	H3	95701-08018-00	F2		
91101-GB4-681	E3			93892-05012-07	G14	94201-20150	H2		F4		
91101-GK1-003	E3	93000		93892-05016-00	F2	94201-30250	H3	95701-08025-00	H2	95701-08025-07	G16
91101-GK1-004	E3				F4	94301-08140	H2	95701-08100-00	D8	95701-08100-00	G12
91102-GB4-681	E3	93101-10032-0B	F9	93901-24420	F4	94510-16000	E8	95701-08100-07	E9	95701-08100-07	G12
91102-GK1-003	E3		F10				E9	95801-06016-00	G2	95801-06016-00	G14
91102-GK1-004	E3		D16	94000		94520-32000	G2	95801-06025-00	F9	95801-06025-00	F9
91103-GB4-681	E3	93301-05006-0H	D16			94520-34000	F14	95801-08100-00	I2	95801-08100-00	I2
91103-GK1-003	E3	93301-05010-0H	G16	94001-04000-0S	F7			95801-08100-07	I2		
91103-GK1-004	E3	93401-06012-00	F9	94001-05000-0S	F7	95000		95801-08115-00	I1		
91201-035-015	D9	93401-06028-00	F13		F8			95801-08115-07	I1		
91202-GE0-003	D15	93401-08020-00	H3	94001-06000-0S	G5	95001-35180-40	E11				
	D16	93401-08025-00	G16		G7	95001-45130-40	G11	96000			
91202-GE0-015	D16	93402-08020-00	H3		G9	95002-02070	E11				
	D9	93403-08020-00	F1		H1	95002-02080	G11	96001-06012-00	E7		
91202-302-010	E4	93404-06020-00	H11	94001-08020-0S	F7	95002-02089	E11	96001-06020-00	D3		
91203-GB5-761	E5	93404-06020-07	H11		F8	95002-50000	E1		D8		
91203-GB5-762	E5										



K 1

PART NAME INDEX

E

Description	Address No.	Ref. No.	Description	Address No.	Ref. No.	Description	Address No.	Ref. No.
[A]								
ADJUSTER S, R. CHAIN	G5	14	BODY COMP, FRAME	I1	1	BOLT, FLANGE, 6X65	D10	22
	G7	21	BODY, OIL PUMP	D13	3		E1	15
	G9	19	BOLT A, CYLINDER STUD	E1	6	BOLT, FLANGE, 8X100	G12	4
AIR CLEANER HOUSING	G14	3	BOLT B, CYLINDER STUD	E1	7		I2	11
ARM ASSY., KICK STARTER	H2	2	BOLT-WASHER, 6X10	I5	3	BOLT, FLANGE, 8X115	I1	10
ARM COMP., CAM CHAIN TENSIONER	D6	5	BOLT-WASHER, 6X12	F12	18	BOLT, FLANGE, 8X14	I5	4
ARM COMP., GEARSHIFT	E6	11		G16	14	BOLT, FLANGE, 8X16	G3	13
ARM COMP., L. STEP	H3	5	BOLT-WASHER, 6X16	G14	7		G9	20
ARM COMP., R. STEP	H3	3	BOLT-WASHER, 6X20	H11	12		G16	15
ARM, FR. BRAKE	F15	9	BOLT-WASHER, 6X25	G10	13	BOLT, FLANGE, 8X18	F2	16
	G4	5		H12	11		F4	27
ARM, RR. BRAKE	G4	5	BOLT-WASHER, 6X28	H12	11	BOLT, FLANGE, 8X25	G16	15
ARM, VALVE ROCKER	D5	4		F9	8	BOLT, HEX., 10X32	F9	7
AXLE, FR. WHEEL	F15	4	BOLT-WASHER, 8X20	F13	4		F10	10
AXLE, RR. WHEEL	G4	2		F1	16	BOLT, HEX., 5X10	D16	12
			BOLT-WASHER, 8X25	H3	8	BOLT, HEX., 5X12	H10	11
			BOLT, CLUTCH ADJUSTING	G16	15	BOLT, HEX., 5X22	H15	5
			BOLT, DRAIN PLUG, 12MM	D9	11	BOLT, HEX., 5X6	D16	11
			BOLT, DRIVE SPROCKET FIXING	E1	10	BOLT, HEX., 6X16	E7	24
			BOLT, EARTH, 6X16	E4	13	BOLT, HEX., 6X20	H2	9
				F12	16	BOLT, HEX., 6X22	H2	8
				G14	7	BOLT, HEX., 8X100	I1	11
			BOLT, FLANGE, 5X22	H16	6	BOLT, HEX., 8X111	I1	10
			BOLT, FLANGE, 6MM	H6	7	BOLT, HEX., 8X115	I1	10
			BOLT, FLANGE, 6X10	H9	15	BOLT, HEX., 8X18	G2	11
			BOLT, FLANGE, 6X100	D10	23		G7	14
			BOLT, FLANGE, 6X110	D2	23	BOLT, KNOCK, 5MM	D7	16
			BOLT, FLANGE, 6X12	E7	25	BOLT, KNOCK, 6MM	E6	19
				F12	18	BOLT, REGULATOR RECTIFIER		
				H13	8	SETTING	H13	7
				H14	8	BOLT, RR. FENDER SETTING	H8	4
			BOLT, FLANGE, 6X16	G14	7	BOLT, SEALING, 14MM	D7	15
				H12	12	BOLT, SIDE STAND PIVOT	H4	5
			BOLT, FLANGE, 6X18	D7	22		H5	4
			BOLT, FLANGE, 6X20	D3	25	BOLT, SPLIT WHEEL	G1	8
				D8	12		G6	10
				H2	9	BOLT, STUD, 6X32	D4	7
				H8	4	BOLT, STUD, 8X17	G3	8
			BOLT, FLANGE, 6X22	D16	15		G8	10
				H2	8	BOLT, STUD, 8X45	G6	9
			BOLT, FLANGE, 6X25	D3	24		G8	9
				F9	8	BOLT, SWINGARM PIVOT	H6	9
				H5	7	BOLT, 6MM	D4	8
			BOLT, FLANGE, 6X26.5	D2	24		D8	4
			BOLT, FLANGE, 6X28	D14	2	BOX ASSY., SPEEDOMETER GEAR	G1	7
				F13	4		G3	7
				F16	14	BOX ASSY., TOOL	I4	1
			BOLT, FLANGE, 6X35	D14	3	BOX, TOOL	I3	1
				F16	14		I4	2
				G5	15	BRACKET, NUMBER PLATE	H10	9
			BOLT, FLANGE, 6X40	D10	20	BRACKET, TAILLIGHT	H12	6
			BOLT, FLANGE, 6X50	E1	13	BRIDGE, FORK TOP	F9	2
			BOLT, FLANGE, 6X55	D10	21		F10	4
			BOLT, FLANGE, 6X60	E1	14	BULB	F5	1
[B]								
BAG, TOOL	I3	3						
	I4	6						
BALL ASSY., STEERING STEEL	F11	8						
BAND A, BATTERY	H13	10						
BAND B1, WIRE	F6	3						
BAND B2, BATTERY	H14	10						
BAND, AIR CLEANER CONNECTING TUBE	G14	6						
BAND, TOOL	G12	2						
BAND, WIRE	F6	3						
	F8	18						
BAR ASSY., SIDE STAND	H5	1						
BAR COMP., STEP	H3	2						
BAR, PLUG WRENCH	I3	4						
BAR, SIDE STAND	H4	1						
BASE COMP. 2, TAILLIGHT	H12	3						
BASE COMP., TAILLIGHT	H10	4						
BASE, L. RR. WINKER	H9	12						
BASE, R. RR. WINKER	H9	9						
BASE, STATOR	D16	3						
BATTERY	H14	3						
BATTERY ASSY.	H13	3						
BEARING, CONNECTING ROD	E3	13						
BEARING, NEEDLE, 19X24X13.9	E3	13						
BEARING, RADIAL BALL, 6000	D12	23						
BEARING, RADIAL BALL, 6201U	G2	16						
	G3	14						
	G7	22						
	G9	21						
BEARING, RADIAL BALL, 6203	E5	21						
BEARING, RADIAL BALL, 6304	E3	12						
BODY COMP., COCK	G10	2						
BODY COMP., FRAME	I1	1						

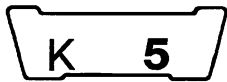
K 3

PART NAME INDEX

E

Description	Address No.	Ref. No.	Description	Address No.	Ref. No.	Description	Address No.	Ref. No.
FORK SET, FR.	F11	6	GEAR, MAINSHAFT SECOND	E4	5	INDICATOR, RR. BRAKE	G4	4
FORK, GEARSHIFT	E6	1	GEAR, MAINSHAFT THIRD	E4	7	INSULATOR, CARBURETOR	D2	12
FUSE	H13	11	GEAR, MAINSHAFT TOP	E4	9			
	I3	6	GEAR, PRIMARY DRIVE	D11	14	[J]		
FUSE, BLADE	H16	7	GEAR, PRIMARY DRIVEN	D11	13			
			GENERATOR ASSY., A.C.	D15	1			
[G]			GRIP COMP., THROTTLE	F8	6	JET, MAIN, #55	E11	18
GASKET ASSY., CYLINDER HEAD	D4	4	GRIP SET, L. HANDLE	F8	11	JET, MAIN, #58	E11	18
	E12	3	GRIP SET, R. HANDLE	F8	8	JOINT B, BRAKE ARM	F16	12
GASKET KIT A	E12		GRIP, L. HANDLE	F6	8		H2	16
GASKET KIT B	E15		GRIP, R. HANDLE	F6	7	JOINT, DRIVE CHAIN	H6	4
GASKET SET	E10	1	GROMMET, AIR CLEANER CASE	G13	1			
GASKET, CARBURETOR	D2	9	GROMMET, HEADLIGHT CASE	F1	15	[K]		
	E13	8	GROMMET, NEUTRAL SWITCH CORD	D15	4			
GASKET, CLUTCH COVER	D9	4		D16	6	KEY SET	F1	6
	E15	3	GROMMET, PILOT LAMP	F3	15		F3	10
GASKET, CLUTCH OUTER COVER	D11	3	GUIDE, CLUTCH CENTER	D11	4	KEY, BLANK	F1	7
	E15	6	GUIDE, EX. VALVE	D4	3		F3	12
GASKET, CRANKCASE	E1	2	GUIDE, FR. FORK PIPE	F14	6	KEY, WOODRUFF, 4MM	E2	11
	E15	1	GUIDE, IN. VALVE	D4	2	KNOB COMP., HANDLE HOLDER	F10	5
GASKET, CYLINDER	D8	2	GUIDE, OIL THROUGH	D11	17			
	E12	1	GUIDE, RR. CUSHION SPRING	H7	6			
GASKET, CYLINDER HEAD	D4	5	[H]			[L]		
	E12	3	HARNESS, WIRE	H15	3	L.E.D. INDICATOR ASSY.	F3	14
GASKET, CYLINDER HEAD COVER	D1	6		H16	4	LABEL B, CAUTION	I7	4
	E12	5	HEAD COMP., CYLINDER	D4	1	LABEL, AIR CLEANER CAUTION	I6	4
GASKET, EX. PIPE	E13	9	HEAD, CAM CHAIN TENSIONER PUSH			LABEL, COLOR	I6	7
	G15	3	ROD	D6	10	LABEL, DRIVE	I7	7
GASKET, INSULATOR	D2	9	HEADLIGHT ASSY.	F1	1	LABEL, SPEED WARNING	I7	2
	E13	8		F3	1	LABEL, TIRE	I6	2
GASKET, L. CYLINDER HEAD SIDE COVER	D1	8	HEADLIGHT UNIT	F1	2	LABEL, COLOR	I6	7
	E13	7	HOLDER ASSY., HELMET	I5	1	LABEL, TIRE	I6	2
GASKET, OIL PUMP BODY	D13	2	HOLDER A1, HANDLE PIPE UPPER	F9	9	LAMP ASSY., NEUTRAL PILOT	F1	8
	E15	4	HOLDER B1, HANDLE PIPE UNDER	F9	10	LENS, HEADLIGHT	F3	6
GASKET, OIL PUMP COVER	D13	5	HOLDER, SPRING UPPER	F14	8	LENS, NEUTRAL PILOT	F1	9
	E15	5	HOLDER, STEERING HANDLE	F10	3		F3	16
GASKET, PROTECTOR	G15	5	HORN COMP.	F11	4	LENS, TAILLIGHT	H10	3
GASKET, R. CRANKCASE COVER	D9	2	HOUSING, UNDER THROTTLE	F6	10		H12	2
	E15	2		F8	10	LENS, WINKER	H9	2
GASKET, R. CYLINDER HEAD SIDE COVER	D1	7	HOUSING, UPPER THROTTLE	F6	9	LEVER COMP., CLUTCH	D9	6
	E13	6		F8	9	LEVER, L. STEERING HANDLE	F6	14
GASKET, RUBBER, 9MM	D8	10	HUB SET, FR. WHEEL	G3	5		F8	14
	E14	14	HUB SET, RR. WHEEL	G8	4	LEVER, R. STEERING HANDLE	F6	12
GAUGE, OIL LEVEL	D9	5	HUB, FR. WHEEL	G1	4		F8	12
GEAR, COUNTERSHAFT FOURTH	E4	10	HUB, RR. WHEEL	G6	3	LID, MUFFLER	G15	9
GEAR, COUNTERSHAFT LOW	E4	3	[I]			LOCK COMP., STEERING HANDLE	I1	2
GEAR, COUNTERSHAFT SECOND	E4	6	IGNITION CONTROL MODULE	H14	2	LOCK, STEERING HANDLE	F12	15
GEAR, COUNTERSHAFT THIRD	E4	8	INDICATOR, RR. BRAKE	F15	3			
GEAR, COUNTERSHAFT TOP	E4	10						
GEAR, MAINSHAFT FOURTH	E4	9						

5

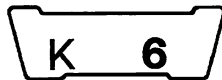


PART NAME INDEX

E

Description	Address No.	Ref. No.	Description	Address No.	Ref. No.	Description	Address No.	Ref. No.
PIPE, IN.	D2	14	RIM, L. WHEEL	G6	6	SCREW, OVAL, 5X12	D10	18
PIPE, L. FR. CUSHION SLIDE				G8	6	SCREW, PAN, 4X16	G14	8
HALF	F14	3	RIM, R. WHEEL	G1	1	SCREW, PAN, 4X20	G14	8
PIPE, L. STEERING HANDLE	F10	2		G3	1	SCREW, PAN, 4X50	H11	13
PIPE, R. FR. CUSHION SLIDE				G6	5	SCREW, PAN, 5X10	D13	14
HALF	F14	2		G8	5	SCREW, PAN, 5X10.5	F4	24
PIPE, R. STEERING HANDLE	F10	1	RING SET, PISTON	E2	2	SCREW, PAN, 5X25	F6	19
PIPE, STEERING HANDLE	F9	1	RING, BACK UP	F14	11		F8	19
PIPE, THROTTLE GRIP	F6	6	RIVET, 4.1MM	I1	3	SCREW, PAN, 5X28	F6	20
	F8	7	ROD COMP., CAM CHAIN TENSIONER				F8	20
PISTON	E2	3	PUSH	D6	9	SCREW, PAN, 5X32	F8	21
PISTON, SLIDE PIPE	F14	10	ROD COMP., RR. BRAKE	H2	5	SCREW, PAN, 5X40	F7	21
PIVOT, CAM CHAIN TENSIONER	D6	7	ROD, CLUTCH PUSH	D11	10	SCREW, PAN, 5X6	G16	16
PIVOT, OIL PUMP	D13	10	ROD, CONNECTING	E2	6	SCREW, PAN, 5X8	G16	16
PLATE C, CLUTCH	D11	6	ROLLER COMP., CAM CHAIN GUIDE	D7	11	SCREW, PAN, 6X14	G16	18
PLATE, AIR CLEANER BAFFLE	G14	2	ROLLER, CAM CHAIN TENSIONER	D6	6	SCREW, PAN, 6X16	D13	12
PLATE, CARBURETOR INSULATOR	D2	11	ROLLER, 3X8.5	E7	26	SCREW, PAN, 6X22	D13	13
PLATE, CLUTCH LIFTER	D9	9	ROTOR, NEUTRAL SWITCH	E6	17	SCREW, RIVET, 1.8X5	I1	6
PLATE, CONTACT FIXING	E6	18	ROTOR, OIL PUMP INNER	D13	6	SCREW, TAPPET ADJUSTING	D5	14
PLATE, DRIVE	D11	7	ROTOR, OIL PUMP OUTER	D13	7	SCREW, TAPPING, 3X42	H12	9
PLATE, DRIVE SPROCKET FIXING	E4	12	RUBBER A, KICK STARTER	H2	14	SCREW, TAPPING, 4X16	F4	26
PLATE, GEARSHIFT DRUM SIDE	E6	8	RUBBER, CHANGE PEDAL	H2	13	SCREW, U-LOCK FLAT, 6X12	F12	17
PLATE, GEARSHIFT DRUM STOPPER	E6	6	RUBBER, CUSHION	H12	7	SEAL, CAM CHAIN CHAMBER	D4	6
PLATE, LIFTER SETTING	D9	10	RUBBER, FR. CUSHION STOPPER	F14	9		E12	4
PLATE, REGISTERED NUMBER	I6	1	RUBBER, REGULATOR CUSHION	H10	1	SEAL, HIGHTENSION TERMINAL	H16	2
	I7	1	RUBBER, RR. CUSHION STOPPER	H7	5	SEAL, VALVE STEM	D5	1
PLATE, SIDE STAND SPRING	H4	4	RUBBER, RR. FENDER CUSHION	H8	2		E12	2
PLATE, TOOL BOX SETTING	I4	4	RUBBER, STAND	H5	2	SEAT COMP.	G12	1
PLATE, REGISTERED NUMBER	I6	1	RUBBER, STEP	H3	7	SEAT, VALVE SPRING OUTER	D5	12
PLUG, HANDLE LEVER BRACKET	F6	11				SET RING, 101.5MM	D11	11
PLUG, RUBBER, 19MM	E7	21				SET RING, 20MM	E8	9
	E16	8					E9	9
PLUG, SPARK	D3	26	[S]			SHAFT, VALVE ROCKER ARM	D5	5
PROTECTOR, MUFFLER	G15	8	SCREEN SET, FUEL STRAINER	G10	3	SHOE COMP., BRAKE	F15	5
PUMP ASSY., OIL	D13	1	SCREEN, OIL FILTER	D13	11		G4	6
			SCREW SET	E10	6	SHOE SET, BRAKE	F15	1
			SCREW SET B	E10	9		G4	1
			SCREW-WASHER, 4X12	E11	14	SOCKET ASSY., HEADLIGHT	F1	3
				F12	19	SOCKET COMP.	F3	7
			SCREW-WASHER, 4X6	F5	8	SOCKET COMP., ILLUMINATION	F5	3
			SCREW-WASHER, 5X10	D13	14	SOCKET, NEUTRAL PILOT	F3	13
			SCREW-WASHER, 5X12	G14	9	SPANNER, 10X12	I4	9
			SCREW-WASHER, 5X16	F2	17	SPEEDOMETER ASSY.	F5	2
				F4	25	SPINDLE, CAM CHAIN GUIDE		
				G15	11	SPROCKET	D7	14
			SCREW-WASHER, 5X8	G16	19	SPINDLE, KICK STARTER	E8	3
			SCREW-WASHER, 6X10	G16	20		E9	3
			SCREW-WASHER, 6X12	H1	21	SPRING A, BRAKE ROD	H2	15
			SCREW, FLAT, 5X10	D12	22	SPRING A, SIDE STAND	H5	6
			SCREW, FLAT, 6X16	D10	17	SPRING, BRAKE PEDAL	H2	7
				D15	9	SPRING, BRAKE SHOE	F15	7
				D16	13		G5	8
			SCREW, HANDLE LEVER PIVOT	F6	18	SPRING, CAM CHAIN TENSIONER	D6	8
				F8	17	SPRING, CLUTCH	D11	8


[R]



PART NAME INDEX

E

Description	Address No.	Ref. No.	Description	Address No.	Ref. No.	Description	Address No.	Ref. No.
SPRING, CLUTCH DAMPER.....	D11	9	TANK SET, FUEL.....	G10	4	WASHER, PLAIN, 6MM.....	G7	17
SPRING, CLUTCH LEVER.....	D9	7	THREAD COMP., STEERING HEAD				G9	16
SPRING, COIL.....	H9	5		TOP	F11	14	H1	24
SPRING, FR. BRAKE.....	F16	10	THROUGH, OIL.....	D11	15	WASHER, PLAIN, 8MM.....	G2	13
SPRING, FR. BRAKE ARM.....	F16	10	TIRE, WHEEL.....	G1	3		G3	12
SPRING, FR. CUSHION.....	F14	5		G3	3		G7	18
SPRING, GEARSHIFT ARM.....	E6	13		G6	7		G9	17
SPRING, GEARSHIFT RETURN.....	E6	14		G8	7		H3	9
SPRING, KICK STARTER.....	E8	5	TOOL SET.....	I3	2		I1	8
	E9	6	TOP SET.....	E10	4	WASHER, SEALING, 14MM.....	D7	18
SPRING, KICK STARTER RATCHET.....	E8	2	TRAY COMP., BATTERY.....	H14	7	WASHER, SEALING, 6.5X12.....	D2	19
SPRING, L. STEP RETURN.....	H3	6	TRAY, BATTERY.....	H13	6		D7	19
SPRING, OIL THROUGH.....	D11	16	TUBE, AIR CLEANER.....	G14	5	WASHER, SEALING, 6MM.....	D2	17
SPRING, R. STEP RETURN.....	H3	4	TUBE, AIR VENT.....	E11	13	WASHER, SPLINE, 17MM.....	E4	17
SPRING, RR. CUSHION.....	H7	3	TUBE, BREATHER, 5X320.....	E1	12	WASHER, SPRING, 5MM.....	H11	14
SPRING, SHIFT DRUM STOPPER.....	E6	10	TUBE, BREATHER, 5X340.....	E1	12	WASHER, SPRING, 6MM.....	F12	20
SPRING, SIDE STAND.....	H4	2	TUBE, FUEL, 3.5X180.....	E11	15		G5	13
SPRING, SPEEDOMETER SETTING.....	F5	4	TUBE, FUEL, 4.5X130.....	G11	14		G7	19
SPRING, STARTER PINION			TUBE, WHEEL.....	G1	6		G9	18
	FRICTION	E9		G3	6	WASHER, SPRING, 8MM.....	G2	14
SPRING, STOP SWITCH.....	H2	4		G6	8		G7	20
SPRING, UNIT HOLDER.....	F3	5		G8	8		I1	9
SPRING, VALVE.....	D5	9	TUBE, 5X350.....	E1	12	WASHER, SPROCKET SETTING.....	H7	10
SPRING, VALVE INNER.....	D5	10				WASHER, STEERING STEM.....	F9	5
SPRING, VALVE OUTER.....	D5	8					F10	8
SPROCKET, CAM.....	D6	2	[V]			WASHER, THRUST, 13.5MM.....	E4	16
SPROCKET, CAM CHAIN GUIDE.....	D7	13	VALVE COMP., FLOAT.....	E11	12	WASHER, THRUST, 14MM.....	E4	15
SPROCKET, DRIVE.....	E4	11	VALVE SET, THROTTLE.....	E10	8	WASHER, THRUST, 17.2MM.....	E4	14
SPROCKET, FINAL DRIVEN.....	G6	1	VALVE, EX.....	D5	7	WASHER, THRUST, 17MM.....	E8	6
	G8	1	VALVE, IN.....	D5	6	WASHER, THRUST, 20MM.....	E9	8
SPROCKET, TIMING.....	E2	10				WASHER, THRUST, 24X10.....	H4	8
STATOR COMP.....	D15	3				WASHER, THRUST, 24X13.....	H4	7
	D16	2	[W]			WASHER, 10MM.....	D15	5
STAY, FR. REFLECTOR.....	F11	9	WARNING UNIT, SPEED.....	F3	17		D16	7
STAY, MUFFLER HANGER.....	G15	7	WASHER A, SEALING, 6MM.....	D2	18	WASHER, 17MM.....	E9	7
STOPPER COMP., GEARSHIFT DRUM.....	E6	9	WASHER B, LOCK.....	D11	20	WASHER, 20MM.....	E8	7
STRIPE, L. FUEL TANK.....	I8	2	WASHER B, SPLINE, 17MM.....	E4	18	WASHER, 4.5MM.....	I1	4
STRIPE, R. FUEL TANK.....	I8	1	WASHER, CAMSHAFT.....	D6	1	WASHER, 8MM.....	D7	20
SUB HARNESS, HORN.....	F11	3	WASHER, CHAIN CASE SETTING.....	H12	10	WINKER ASSY., L. FR.....	H9	6
SUB SPRING, SIDE STAND.....	H4	3	WASHER, DUST SEAL.....	F11	13	WINKER ASSY., L. RR.....	H9	11
SUSPENSION, WINKER RELAY.....	H14	6	WASHER, FR. COVER SETTING.....	H10	10	WINKER ASSY., R. FR.....	H9	1
SWINGARM ASSY.....	H6	5	WASHER, FR. FENDER SETTING.....	F13	3	WINKER ASSY., R. RR.....	H9	8
SWITCH ASSY., COMBINATION.....	F3	11	WASHER, GEARSHIFT DRUM SIDE.....	E6	20	WRENCH, SPARK PLUG.....	I3	5
SWITCH ASSY., FR. STOP.....	F8	4	WASHER, LOCK, 14MM.....	D11	19		I4	7
SWITCH ASSY., LIGHTING & HORN.....	F6	4	WASHER, MAGNET FIXING.....	D15	5			
SWITCH ASSY., RR. STOP.....	H2	3		D16	7			
SWITCH ASSY., WINKER.....	F8	3	WASHER, PLAIN, 10.3MM.....	F9	6			
				F10	9			
[T]			WASHER, PLAIN, 10MM.....	H7	12			
TAILLIGHT UNIT.....	H10	2	WASHER, PLAIN, 14MM.....	H2	10			
	H12	1	WASHER, PLAIN, 5MM.....	G16	13			
TANK ASSY., FUEL.....	G10	4	WASHER, PLAIN, 6MM.....	G5	12			



Z50JK-FI



Z50JM-FI

INDEX

1 FOREWORD INDEX

2 ENGINE GROUP

3 FRAME GROUP

4 PART NUMBER INDEX

5 PART NAME INDEX

HONDA
HONDA MOTOR CO., LTD. TOKYO, JAPAN