





**HONDA**

MODEL CL450



**PARTS LIST**  
HONDA GENUINE PARTS



# **PARTS LIST**

**FOR**

# **HONDA**

**CL450**

---

## **FOREWORD**

This parts list contains all the spare parts for the CL450 model and is to be used for ordering spare parts.

On placing your order, please forward frame number for frame parts and engine number for engine parts together with your order.

The reason for this is that it is necessary to verify that the parts being ordered are applicable to the model series intended.

No supplement to this parts list will be issued. In case of any change to its content, no notification or supplement will be issued for this parts list. However, a revised edition of this parts list will be issued to maintain it up-to-date. The revised edition can be identified by the revision No. on the cover. To check on the latest parts list revision, please contact your nearest distributor.

December 25, 1970

**HONDA MOTOR CO., LTD.**

## **GROUP INDEX**

**INSTRUCTION  
FOR  
USE OF PARTS LIST**

**II ~ III**

## **ENGINE GROUP**

**2 ~ 45**

## **FRAME GROUP**

**46 ~ 113**

## **PART NO. INDEX**


**115 ~ 122**

# INSTRUCTION FOR USE OF PARTS LIST

## DESCRIPTION OF PARTS LIST

### 1. Make-up of the Part Number

The following example is the definition of part number.



### 2. Abbreviations

The abbreviations used in this parts list are as follows.

ASSY. .... Assembly  
 COMP. .... Complete  
 hex. .... hexagonal  
 22T .... 22 teeth

### 3. Dimensions

All dimensions are in millimeters except for the steel balls and wheels.

Parts	Example	Interpretation
Bolt (Screw)	6×12	6 mm diameter, 12 mm length
Pin	8×14	8 mm diameter, 14 mm length
O-Ring	9.5×1.6	9.5 mm diameter, 1.6 mm thickness
Oil seal	14×24×5	14 mm inside diameter, 24 mm outside diameter, 5 mm thickness
Tube	5×130	5 mm inside diameter, 130 mm length

### 4. Quantity used

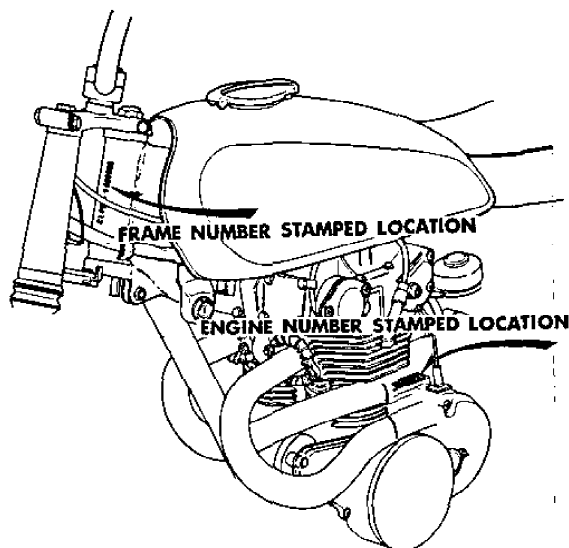
In the column "Reqd. No." is shown the quantity of parts used in the respective group.



## 5. Applicable Serial Number

If there is a production change to a part, the frame serial number to which this part become effective will be indicated in the "Remarks" column. However, in case the part is used from the initial serial number, its applicable serial number is not shown. The initial serial number for model as follows.

The serial number is stamped in the following location.





CL450    Engine No. CL450E-1000001  
          Frame No. CL450 -1000001

## 6. Parts with ○ marks

Those parts marked ○ in the text are items either newly introduced or changed in this issue.

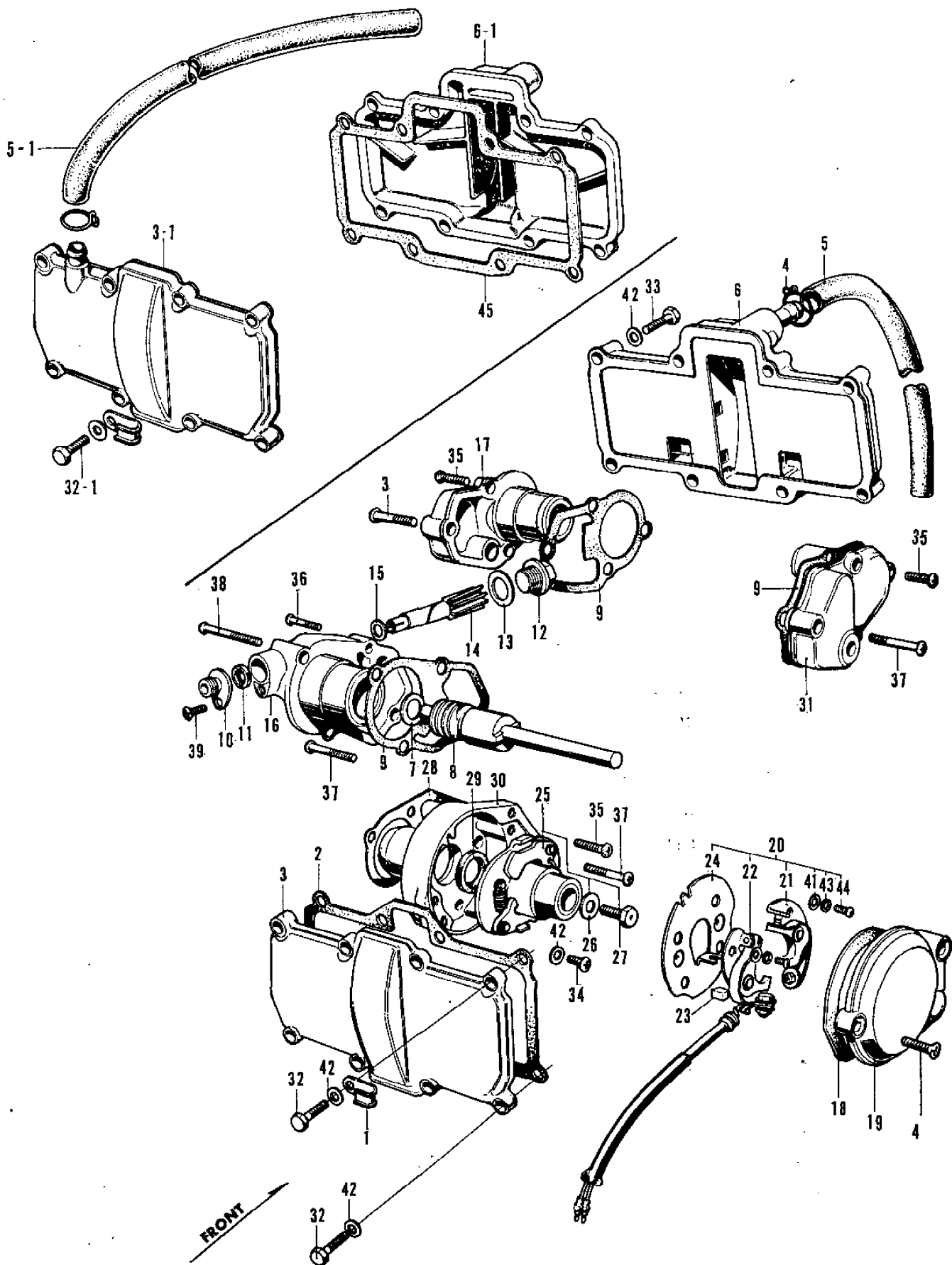
## 7. This Parts List covers the changes announced by the Parts News up to No. 0002.



# CONTENTS

Block No.	Nomenclature	Page
<b>ENGINE GROUP</b>		
E- 1.....	Cylinder Head Cover .....	2
E- 2.....	Cam Chain • Guide Roller .....	6
E- 3.....	Camshaft • Torsion Bar • Valve .....	8
E- 4.....	Cylinder Head.....	10
E- 5.....	Cylinder • Piston .....	12
E- 6.....	Right Crankcase Cover • Oil Filter .....	14
E- 7.....	Clutch • Oil Pump .....	16
E- 8.....	Left Crankcase Cover • Drive Chain Cover .....	18
E- 9.....	Dynamo • Starting Motor.....	20
E-10.....	Crankshaft .....	22
E-11.....	Upper Crankcase .....	26
E-12.....	Under Crankcase .....	28
E-13.....	Transmission .....	30
E-14.....	Shift Drum • Kick Starter .....	34
E-15.....	Right Carburetor (KEIHIN) .....	38
E-16.....	Left Carburetor (KEIHIN) .....	42
<b>FRAME GROUP</b>		
F- 1.....	Handle .....	46
F- 2.....	Front Cushion.....	50
F- 3.....	Steering Stem • Front Fender.....	54
F- 4.....	Front Wheel .....	58
F- 5.....	Fuel Tank • Double Seat.....	62
F- 6.....	Air Cleaner • Tool Box .....	66
F- 7.....	Exhaust Muffler .....	70
F- 8.....	Rear Wheel .....	74
F- 9.....	Rear Cushion .....	78
F-10.....	Rear Fender • Rear Fork.....	80
F-11.....	Head Light • Speedotachometer .....	86
F-12.....	Head Light (Used in Germany).....	88
F-13.....	Winker • Tail Light .....	92
F-14.....	Winker (Used in Germany).....	96
F-15.....	Tail Light (Used in U.S.A.) .....	98
F-16.....	Tail Light (Used in Germany) .....	100
F-17.....	Wire Harness • Battery.....	102
F-18.....	Main Stand • Step .....	108
F-19.....	Frame .....	112
F-20.....	Tool .....	116
	Index .....	115

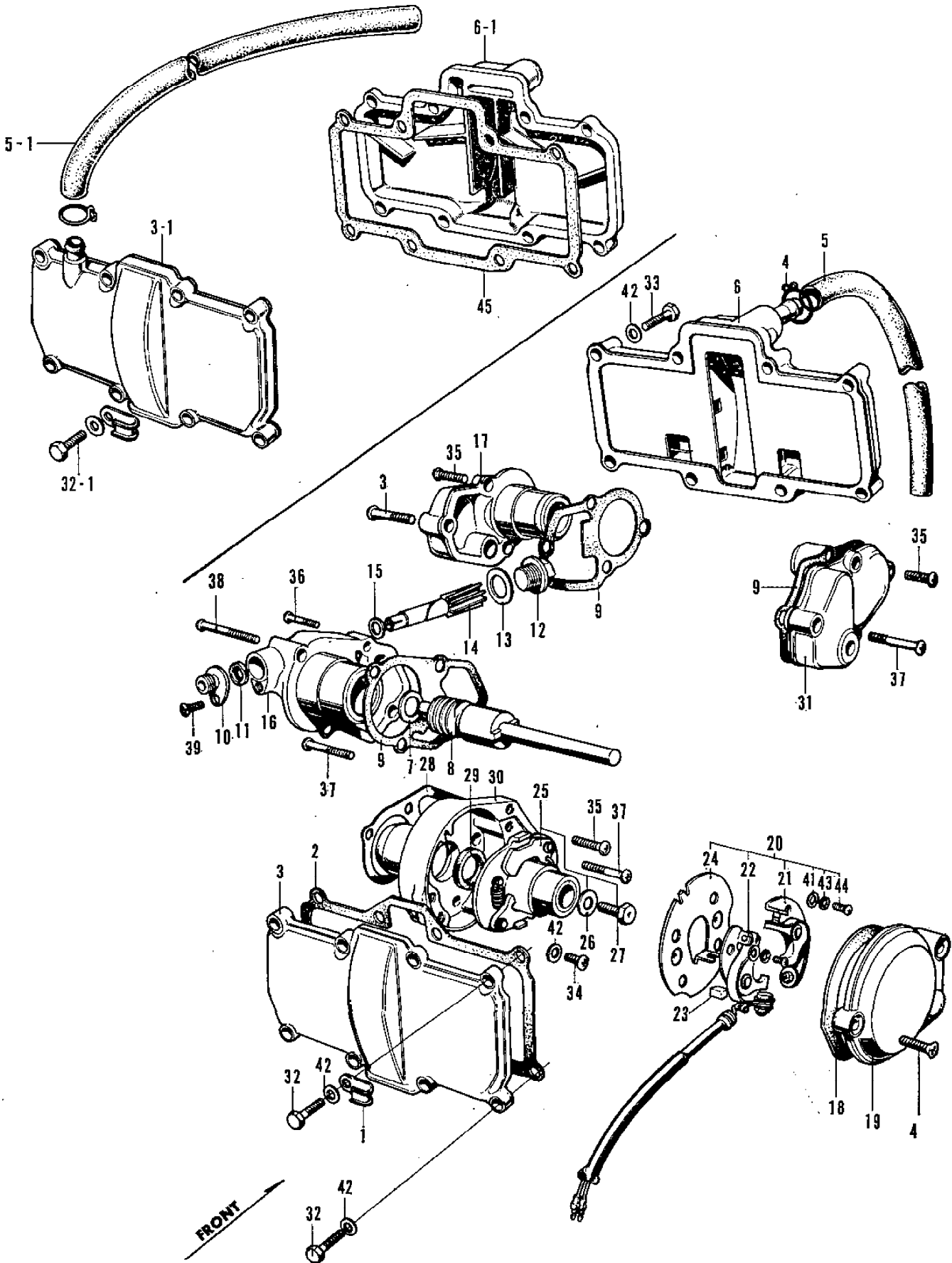
# E-1 Cylinder Head Cover



## E-1 Cylinder Head Cover

Ref. No.	Part No.	Description	Reqd. No. CL450	Remarks
1	32901-283-000	CLAMPER, point cord .....	1	
2	12393-283-010	GASKET B, cylinder head cover .....	1 1	~1002569 CL450E-1004768~
3	12321-283-010	COVER B, cylinder head.....	1	~1002569
3-1	12321-292-000	COVER B ASSY., cylinder head .....		(Superseded by 12321-292-020)
	12321-292-020	COVER B ASSY., cylinder head .....	1	CL450E-1002570~1004767
3	12321-292-030	COVER B, cylinder head.....	1	CL450E-1004768~
4	15772-292-010	CLIP, breather tube .....	1	
5	15761-292-010	TUBE, breather .....	1 1	~1002569 CL450E-1004768~
5-1	15761-292-020	TUBE, breather .....	1	CL450E-1002570~1004767
6	12311-292-020	COVER A, cylinder head .....	1 1	~1002569 CL450E-1004768~
6-1	12311-292-303	COVER A, cylinder head .....	1	CL450E-1002570~1004767
7	90452-283-000	WASHER, thrust, 10 mm.....	1	
8	12420-292-000	PINION, tachometer .....	1	
9	12394-283-000	GASKET, cylinder head side cover .....	3	
10	12451-283-000	CAP A, tachometer .....	1	
11	91207-222-000	OIL-SEAL, 7×14.5×5 .....	1	
12	90082-283-000	BOLT, sealing, 16 mm .....	1	
13	90443-283-000	WASHER, sealing, 16 mm .....	1	
14	12431-283-000	GEAR, tachometer .....	1	~1012503
○	12431-292-000	GEAR, tachometer .....	1	CL450E-1012504~
15	90451-216-810	WASHER, thrust, 7 mm .....	1	~1012503
○	90451-292-000	WASHER, thrust, 7 mm .....	1	CL450E-1012504~
16	12411-292-000	BOX, tachometer gear .....	1	~1012503
○	12411-292-010	BOX, tachometer gear .....	1	CL450E-1012504~
17	12331-292-000	COVER, cylinder head right side .....	1	
18	30391-283-010	GASKET, point cover .....	1	
19	30371-283-010	COVER, point .....	1	
20	30200-292-671	BREAKER ASSY., contact (KOKUSAN)	1	

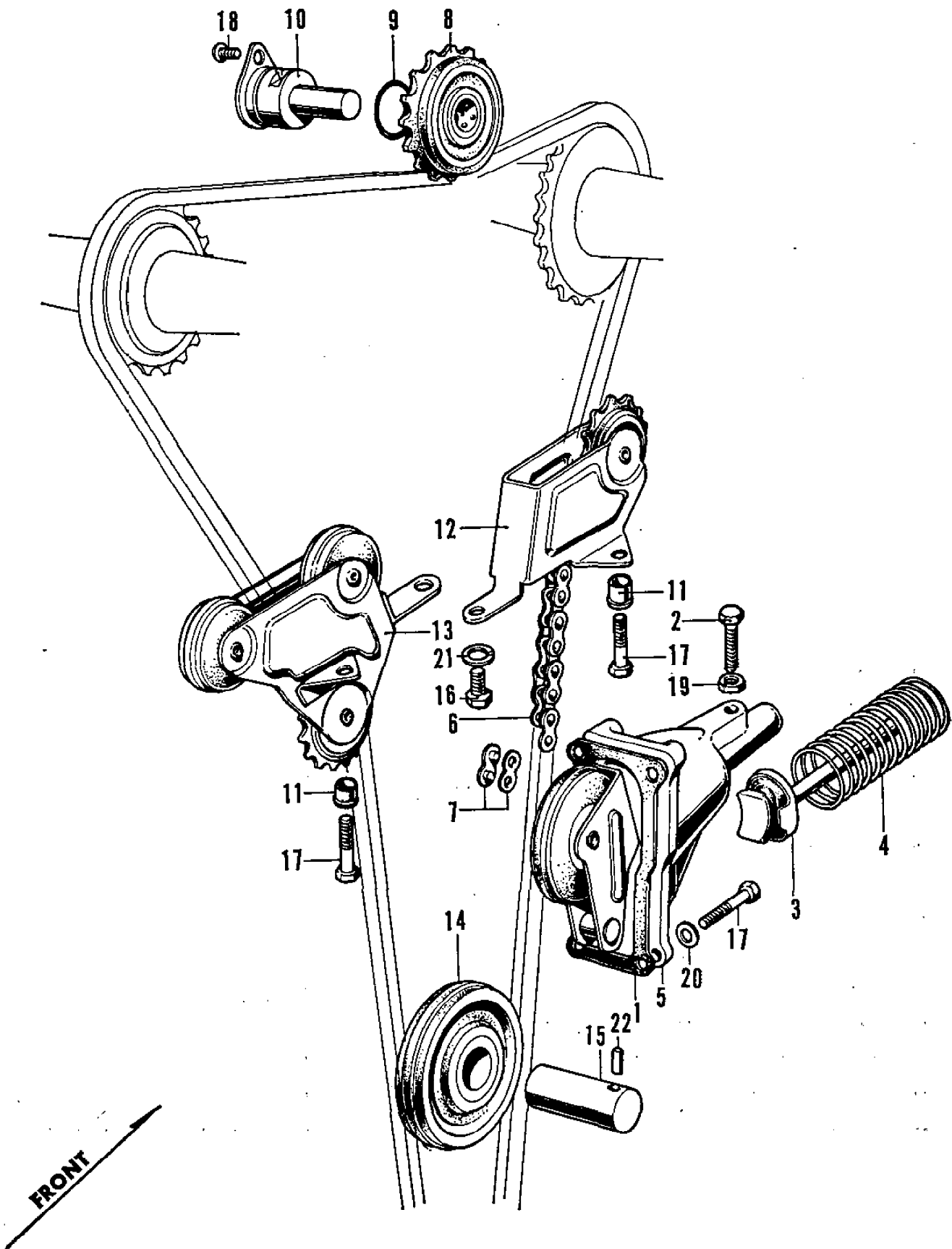
# E-1 Cylinder Head Cover



## E-1 Cylinder Head Cover

Ref. No.	Part No.	Description	Reqd. No. CL450	Remarks
21	30203-292-003	BREAKER, contact, right (KOKUSAN)...	1	
22	30204-292-003	BREAKER, contact, left (KOKUSAN).....	1	
23	30205-292-003	FELT, oil (KOKUSAN) .....	1	
24	30201-283-003	PLATE, contact breaker base (KOKUSAN)	1	
25	30220-292-670	ADVANCER ASSY., spark (KOKUSAN)	1	
26	90483-292-000	WASHER, setting spark advancer .....	1	
27	90086-292-000	BOLT, setting, spark advancer .....	1	
28	30392-283-000	GASKET, point base.....	1	
29	91202-283-000	(Superseded by 91202-283-013) .....	1	~1012350
○	91202-283-013	OIL-SEAL, 18×28×6 (ARAI) .....	1	CL450E-1012351~
	91202-292-005	(Superseded by 91202-292-015) .....	1	~1012350
○	91202-292-015	OIL-SEAL, 18×28×6 (N.O.K.).....	1	CL450E-1012351~
30	30361-292-000	BASE, point .....	1	
31	12341-292-000	COVER, cylinder head left side.....	1	
32	92000-06025	BOLT, hex., 6×25 .....	8	
32-1	92000-06032	BOLT, hex., 6×32 .....	8	
33	92000-06028	BOLT, hex., 6×28 .....	8	
34	93500-06010	SCREW, pan, 6×10 .....	2	
35	93500-06022	SCREW, pan, 6×22 .....	9	
36	93500-06028	SCREW, pan, 6×28 .....	1	
37	93500-06036	SCREW, pan, 6×36 .....	5	
38	93500-06040	SCREW, pan, 6×40 .....	1	
39	93600-05012-0A	SCREW, flat 5×12 .....	1	
40	93700-06025	SCREW, oval, 6×25 .....	2	
41	94101-04000	WASHER, plain, 4 mm.....	4	
42	94101-06000	WASHER, plain, 6 mm.....	18	
43	94111-04000	WASHER, spring, 4 mm .....	4	
44	99500-04005-0A	SCREW, pan, hollow, 4×5 .....	4	
45	12316-283-310	GASKET A, cylinder head cover .....	1	CL450E-1002570~1004767

# E-2 Cam Chain · Guide Roller

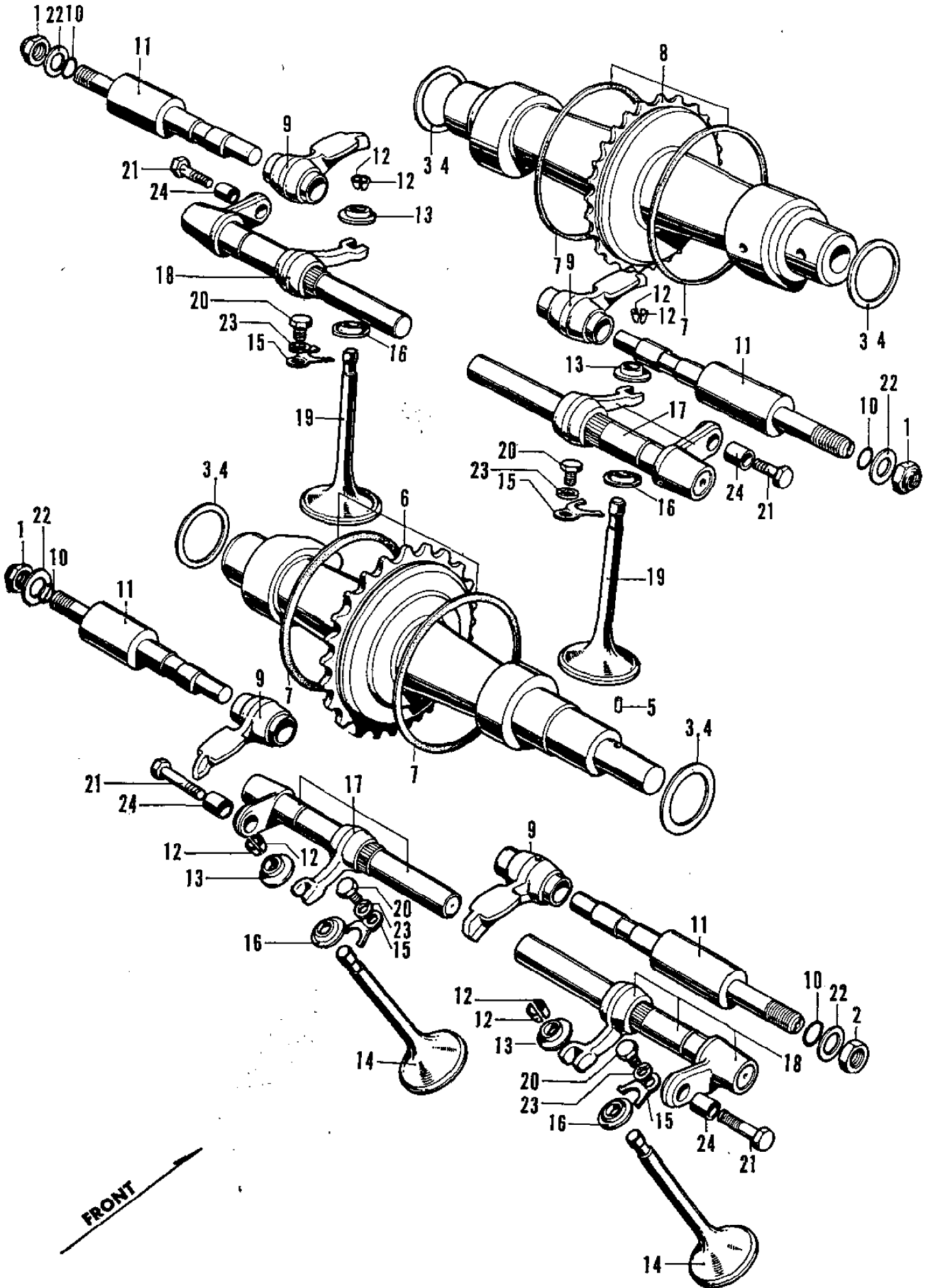




## E-2 Cam Chain · Guide Roller

Ref. No.	Part No.	Description	Reqd. No. CL450	Remarks
1	14591-283-000	GASKET, cam chain tensioner .....	1	
2	90009-259-000	BOLT, tensioner adjusting .....	1	
3	14550-283-000	BAR, push .....	1	
4	14541-283-000	SPRING, tensioner.....	1	
5	14500-292-000	TENSIONER, cam chain.....	1	
6	14401-283-000	CHAIN, cam (DK219-64L) .....	1	
7	14410-283-000	JOINT, cam chain (DK219).....	1	
8	14640-283-000	ROLLER, cam chain guide .....	1	
9	91314-220-000	O-RING, 16.4×2.4 .....	1	
10	14645-283-010	PIN A, cam chain guide roller .....	1	
11	14655-283-000	PIN, knock, roller stay .....	4	
12	14650-292-000	ROLLER, rear cam chain guide .....	1	
13	14610-292-000	ROLLER, front cam chain guide .....	1	
14	14630-292-000	ROLLER B, cam chain guide.....	1	
15	14635-283-000	PIN B, cam chain guide roller .....	1	
16	92000-06016	BOLT, hex., 6×16 .....	1	
17	92000-06025	BOLT, hex., 6×25 .....	4	
18	93500-06010	SCREW, pan, 6×10 .....	1	
19	94001-06000	NUT, hex., 6 mm .....	1	
20	94101-06000	WASHER, plain, 6 mm.....	4	
21	94111-06000	WASPER, spring, 6 mm .....	1	
22	94302-04080	PIN, knock, 4×8B .....	1	

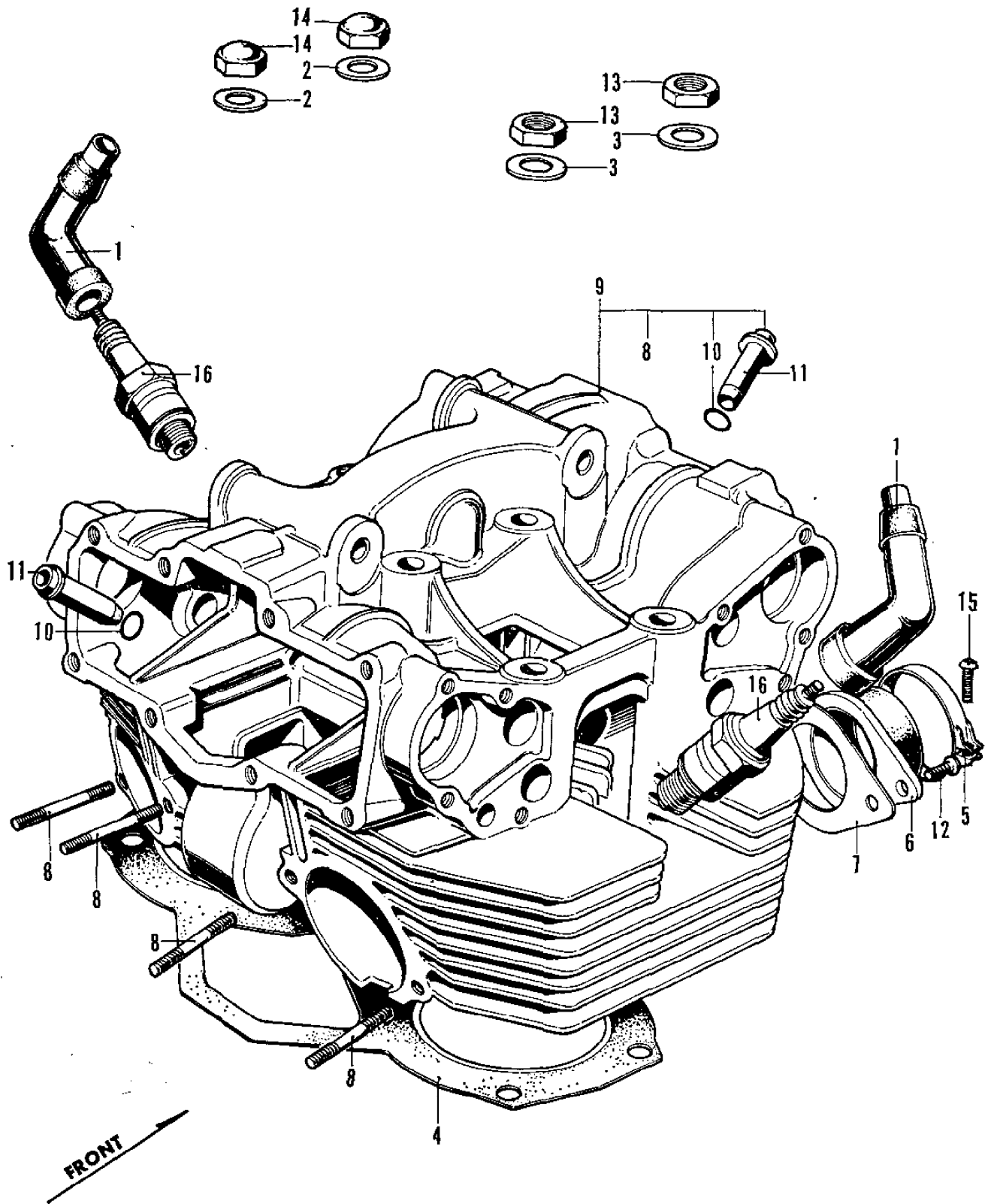
# E-3 Camshaft • Torsion Bar • Valve



### E-3 Camshaft · Torsion Bar · Valve

Ref. No.	Part No.	Description	Reqd. No. CL450	Remarks
1	90011-283-000	NUT, lock, cam follower shaft .....	3	
2	90012-283-000	NUT, B, lock, cam follower shaft.....	1	
3	14294-283-000	SPACER, camshaft (0.1 mm) .....	(0-2)	
4	14295-283-000	SPACER, camshaft (0.2 mm) .....	(0-2)	
5	90701-283-000	PIN, knock, 3×6.8 .....	1	
6	14120-283-010	CAMSHAFT, exhaust .....	1	
7	14116-283-300	(Superseded by 14116-292-300) .....		
○	14116-292-300	RING, cam chain damper .....	4	
8	14110-292-670	CAMSHAFT, inlet.....	1	
9	14431-292-010	FOLLOWER, cam .....	4	
10	91308-283-000	O-RING, 7.8×2.2 .....	4	
11	14451-292-000	SHAFT, cam follower .....	4	
12	14781-292-000	COTTER, valve .....	8	
13	14771-283-305	RETAINER, valve spring .....	4	
14	14721-292-000	VALVE, exhaust.....	2	~1000351
	14721-292-010	VALVE, exhaust.....	2	CL450E-1000352~
15	12293-283-010	STOPPER, valve guide.....	4	
16	14791-292-000	CAP, valve guide seal .....	4	
17	14760-292-000	SPRING B ASSY., torsion bar valve .....	2	
18	14750-292-000	SPRING A ASSY., torsion bar valve .....	2	
19	14711-292-000	VALVE, inlet .....	2	
20	92000-06012	BOLT, hex., 6×12 .....	4	
21	92000-06028	BOLT, hex., 6×28 .....	4	
22	94101-08000	WASHER, plain, 8 mm.....	4	
23	94111-06000	WASHER, spring, 6 mm .....	4	
24	94301-08120	PIN, knock, 8×12A .....	4	

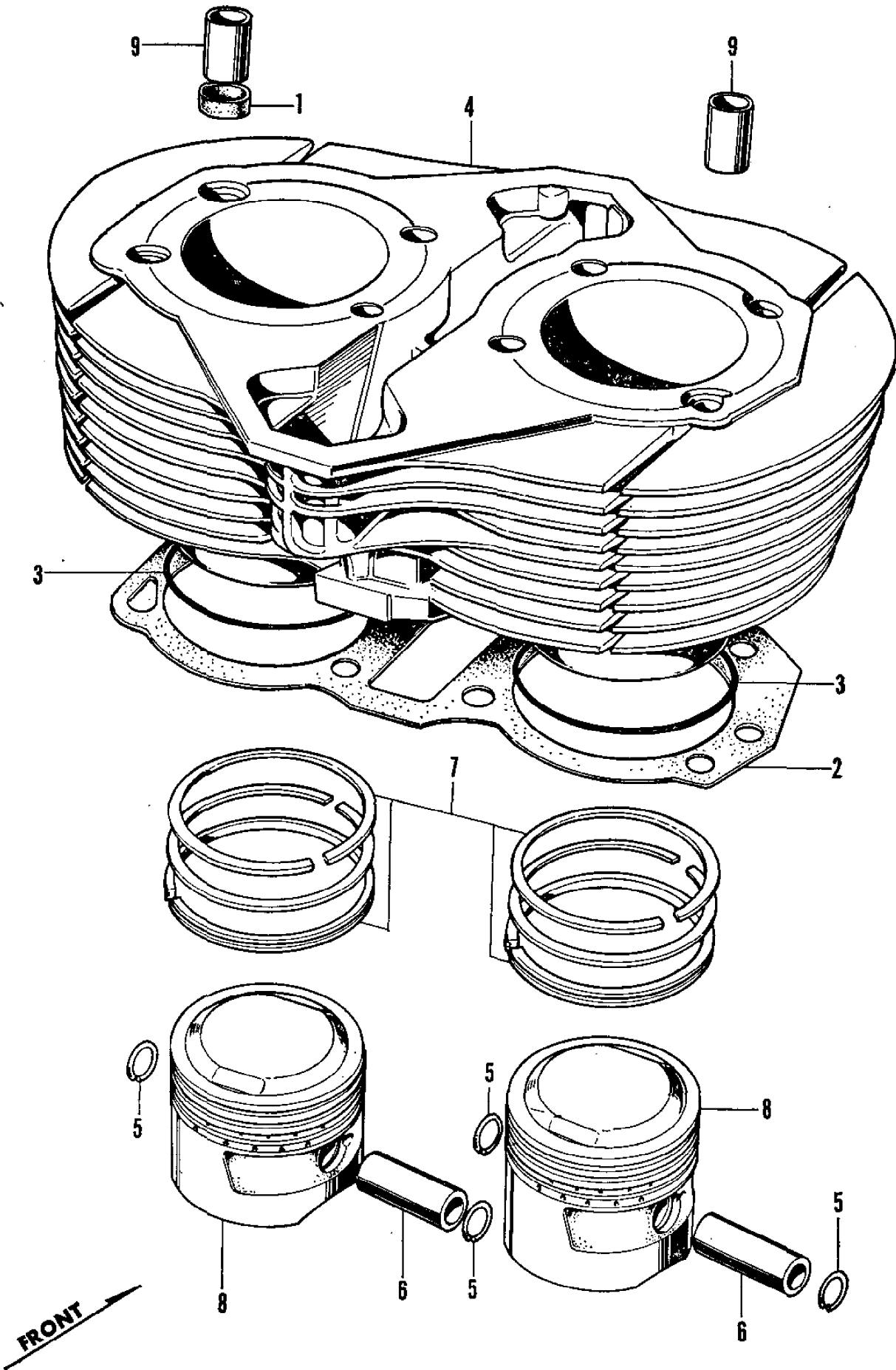
# E-4 Cylinder Head



## E-4 Cylinder Head

Ref. No.	Part No.	Description	Reqd. No. CL450	Remarks
1	30700-292-000	CAP ASSY., noise suppressor .....	2	
2	90441-283-000	WASHER, sealing, 10 mm .....	2	
3	90442-283-000	WASHER B, sealing, 10 mm .....	6	
4	12251-283-010	GASKET, cylinder head .....	1	
5	16223-283-000	BAND, carburetor insulator .....	2	
6	16211-283-000	INSULATOR, carburetor.....	2	
7	16229-283-010	GASKET, carburetor insulator .....	2	
8	90041-283-000	BOLT, alignment stud, 6×51 .....		
		(Superseded by 90051-286-305)		
	90051-286-305	BOLT, stud, 6×46 .....	4	~1002957
	90051-286-000	BOLT, stud, 6×52 .....	4	CL450E-1002958~1004667
	92700-08056-05	BOLT, stud, 8×56 .....	4	CL450E-1004668~
9	12200-292-050	CYLINDER HEAD COMP. ....	1	~1000351
		(Superseded by 12200-292-060 with 14721-292-010)		
	12200-292-060	CYLINDER HEAD COMP. ....		
		(Superseded by 12200-292-070)		
	12200-292-070	CYLINDER HEAD COMP. ....		CL450E-1000352~1004667
	12200-292-080	CYLINDER HEAD COMP. ....	1	CL450E-~1004668~
10	12209-283-000	O-RING, 12×1 .....	4	
11	12021-292-300	GUIDE, valve .....	4	
12	92000-06016	BOLT, hex., 6×16 .....	4	
13	94001-10000-0S	NUT, hex., 10 mm .....	6	
14	94022-10000-0S	NUT, hex., cap, 10 mm.....	2	
15	93500-05016-0A	SCREW, pan, 5×16 .....	2	
16	98079-54810	PLUG, sparking (B-4E) .....	2	
	98079-56810	PLUG, sparking (B-6E) .....	2	
	98079-57840	PLUG, sparking (B-7ES) .....	2	
	98079-58810	PLUG, sparking (B-8ES) (S.T.D.) .....	2	
	98079-59810	PLUG, sparking (B-9E) .....	2	
	98079-60810	PLUG, sparking (B-10E) .....	2	

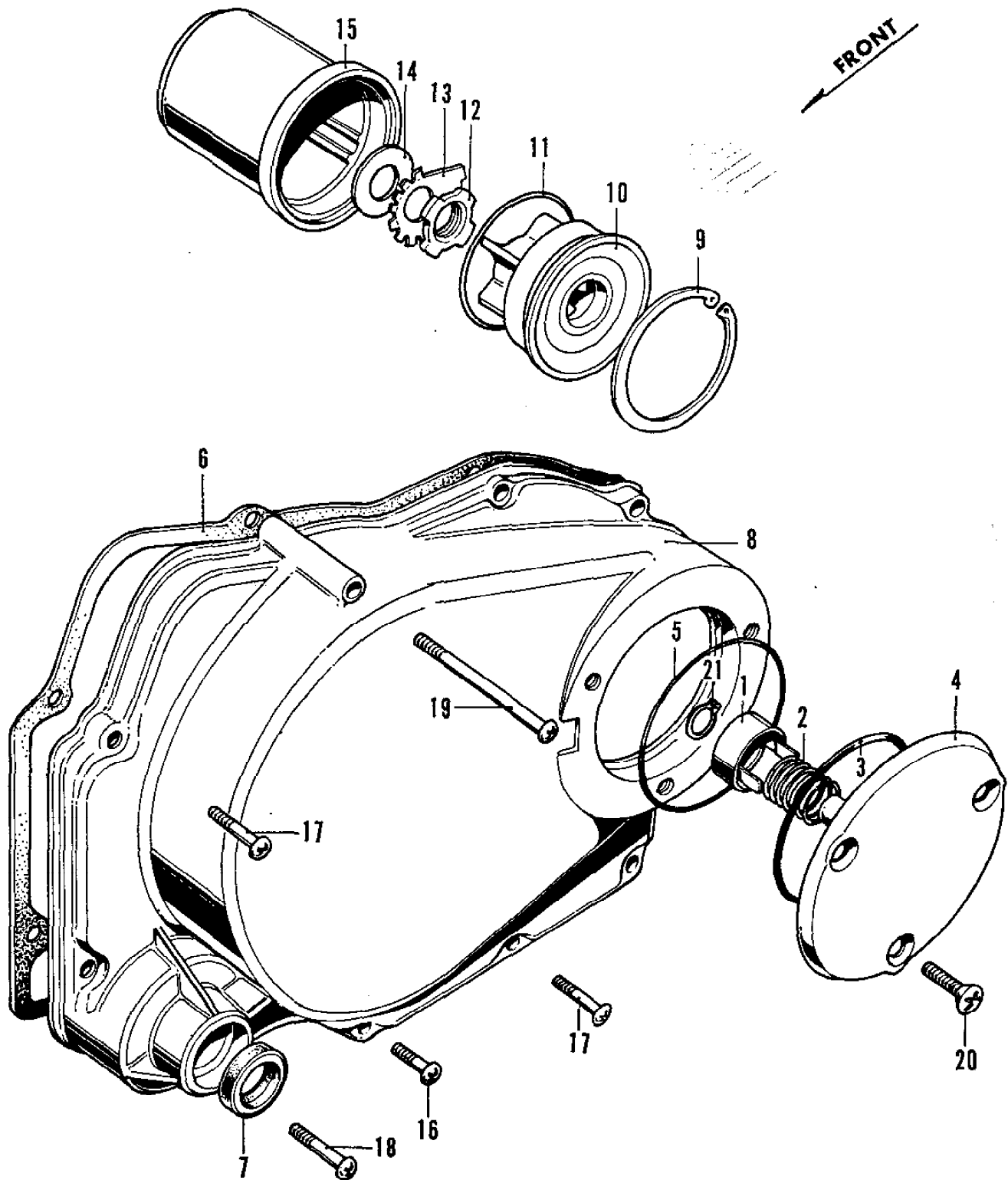
# E-5 Cylinder · Piston



## E-5 Cylinder • Piston

Ref. No.	Part No.	Description	Reqd. No. CL450	Remarks
1	12909-283-000	GASKET, cylinder stud .....	2	
2	12191-283-010	GASKET, cylinder .....	1	
3	91302-283-000	O-RING, 75.8×2.....	2	
4	12100-292-020	CYLINDER COMP. ....	1	
5	13115-283-000	CLIP, piston pin .....	4	
6	13111-283-000	PIN, piston .....	2	
7	13011-292-000	RING-SET, piston (STD.) .....	1	
	13021-292-000	RING-SET, piston (0.25) .....	1	
	13031-292-000	RING-SET, piston (0.50) .....	1	
	13041-292-000	RING-SET, piston (0.75) .....	1	
	13051-292-000	RING-SET, piston (1.00) .....	1	
8	13101-292-030	PISTON (S.T.D.) .....	2	
	13102-292-030	PISTON (0.25).....	2	
	13103-292-030	PISTON (0.50).....	2	
	13104-292-030	PISTON (0.75).....	2	
	13105-292-030	PISTON (1.00).....	2	
9	94301-12240	PIN A, knock, 12×24 .....	3	

# E-6 Right Crankcase Cover - Oil Filter

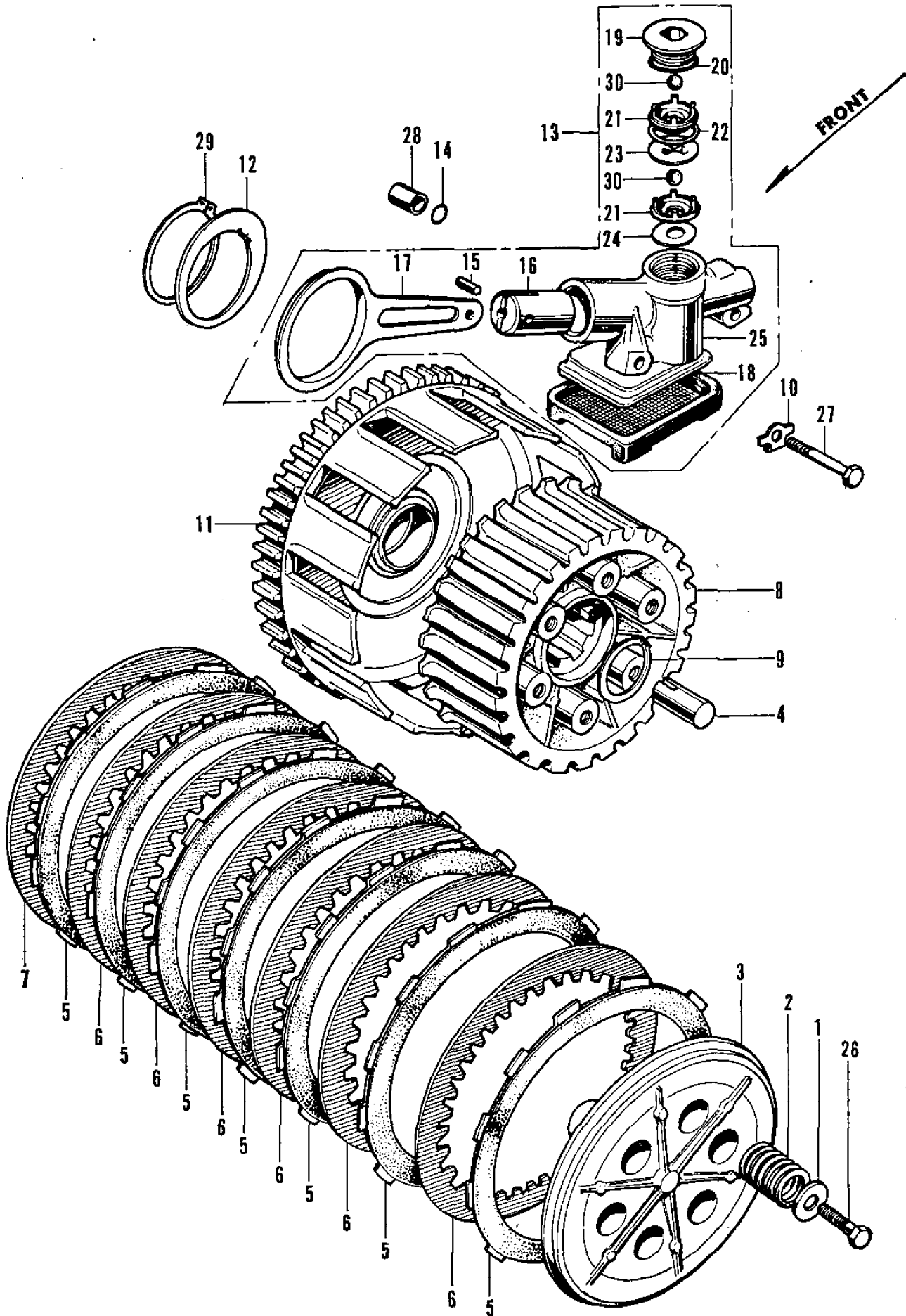




## E-6 Right Crankcase Cover · Oil Filter

Ref. No.	Part No.	Description	Reqd. No. CL450	Remarks
1	15594-292-000	METAL, oil guide .....	1	
2	15595-292-000	SPRING, oil guide metal .....	1	
3	91305-283-000	O-RING, 58×2.4.....	1	
4	15481-292-010	COVER, oil filter .....	1	
5	15489-283-010	O-RING, 63 mm .....	1	
6	11394-292-000	GASKET, right crankcase cover .....	1	
7	91204-283-000	OIL-SEAL, 17×29×7 .....	1	
8	11330-292-020	COVER, right crankcase .....	1	
9	90604-292-000	CIR-CLIP, internal, 45 mm .....	1	
10	15450-292-020	CAP, oil filter .....	1	~1003099
	15450-292-030	CAP, oil filter .....	1	
		(Superseded by 15450-292-040)		
	15450-292-040	CAP, oil filter .....	1	CL450E-1003100~
11	91310-292-000	O-RING, 41×2 .....	1	
12	90231-292-000	NUT, lock, 16 mm .....	1	
13	90431-292-000	WASHER, lock, 16 mm .....	1	
14	90481-292-000	WASHER, lock, oil filter rotor .....	1	
15	15441-292-020	ROTOR, oil filter .....	1	~1003099
	15441-292-030	ROTOR, oil filter .....	1	CL450E-1003100~
16	93500-06025	SCREW, pan, 6×25 .....	1	
17	93500-06028	SCREW, pan, 6×28 .....	4	
18	93500-06036	SCREW, pan, 6×36 .....	4	
19	93500-06075	SCREW, pan, 6×75 .....	1	
20	93700-06020	SCREW, oval, 6×20 .....	2	
21	94510-10000	CIR-CLIP, external, 10 mm.....	1	

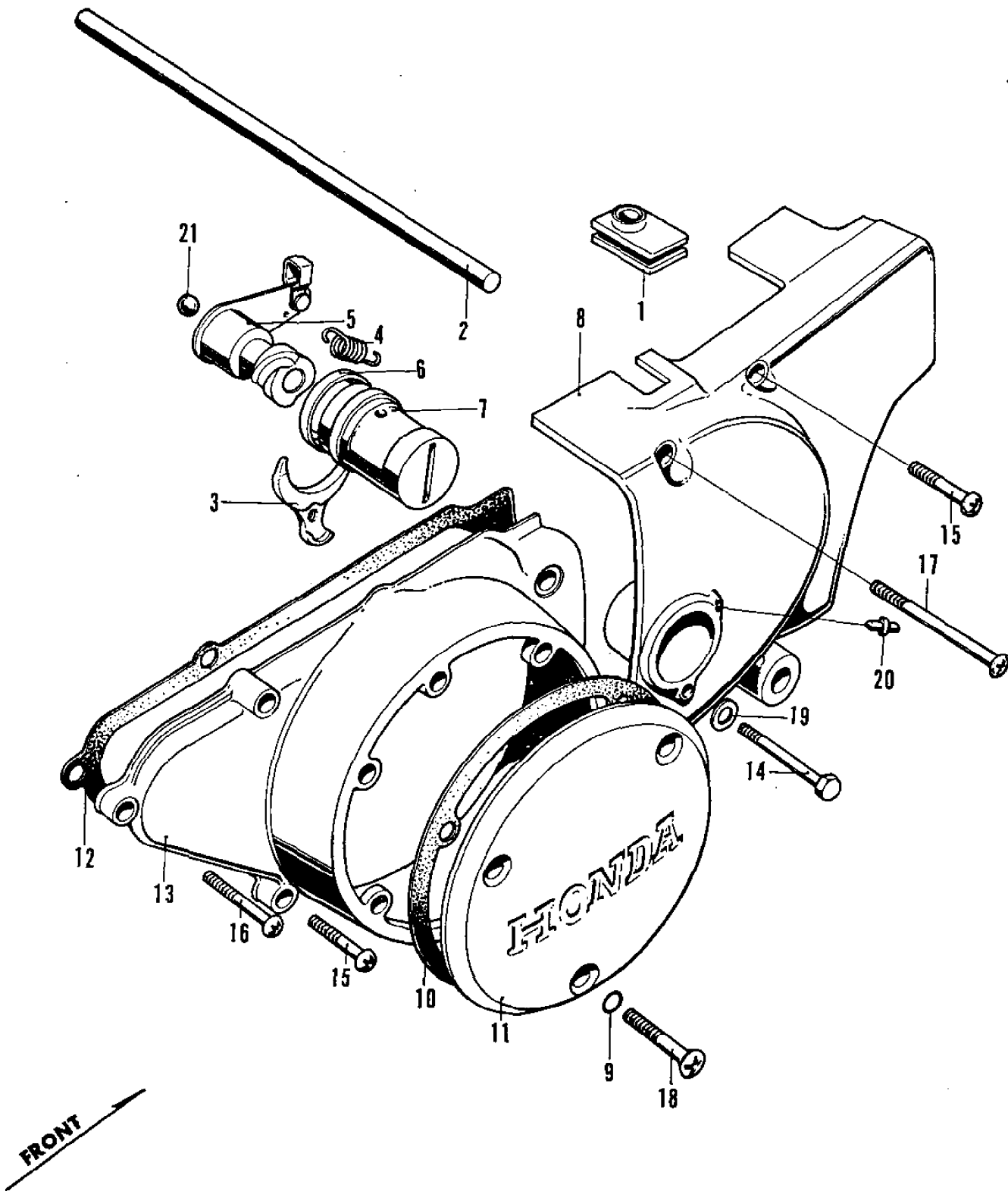
# E-7 Clutch · Oil Pump



## E-7 Clutch · Oil Pump

Ref. No.	Part No.	Description	Reqd. No. CL450	Remarks
1	90481-259-000	WASHER, 6×19.....	6 4	~1003615 CL450E-1003616~
2	22401-283-000	SPRING, clutch .....	6	~1003615
	22401-292-000	SPRING, clutch .....	4	CL450E-1003616~
3	22351-283-000	PLATE, clutch pressure .....	1	~1003615
	22351-292-000	PLATE, clutch pressure .....	1	CL450E-1003616~
4	22838-292-000	PIECE, clutch lifter joint.....	1	
5	22201-283-000	DISK, clutch friction.....	7	
6	22321-283-000	PLATE B, clutch .....	6	
7	22311-292-000	PLATE A, clutch .....	1	
8	22120-292-020	CENTER, clutch.....	1	~1003615
	22120-292-030	CENTER, clutch.....	1	CL450E-1003616~
9	90602-259-010	CIR-CRIP, 25 mm.....	1	
10	90433-283-000	WASHER, lock, 6 mm .....	2	
11	22100-292-040	OUTER, clutch (76T) .....	1	
12	90404-292-000	WASHER, pump rod side .....	1	
13	15200-292-010	PUMP ASSY., oil .....	1	
14	91307-283-000	O-RING, 8×1.5 .....	1	
15	15210-292-000	PIN, oil pump plunger.....	1	
16	15209-292-010	PLUNGER, pump .....	1	
17	15205-292-030	ROD, pump .....	1	
18	15211-283-000	SCREEN, filter .....	1	
19	15213-292-010	BOLT, ball stopper, oil pump .....	1	
20	91316-292-000	O-RING, 17×2.5.....	1	
21	15214-292-010	SEAT, ball, oil pump .....	2	
22	91315-292-000	RING, rubber .....	1	
23	15215-292-000	STOPPER, ball, oil pump .....	1	
24	15216-292-000	SEAT, rubber .....	1	
25	15201-292-010	BODY, oil pump.....	1	
26	92000-06025	BOLT, hex., 6×25 .....	4	
27	92000-06028	BOLT, hex., 6×28 .....	2	
28	94301-08120	PIN, knock, 8×12A .....	1	
29	94510-32000	CIR-CLIP, external, 32 mm .....	1	
30	96211-10000	BALL, steel # 10 (5/16") .....	2	

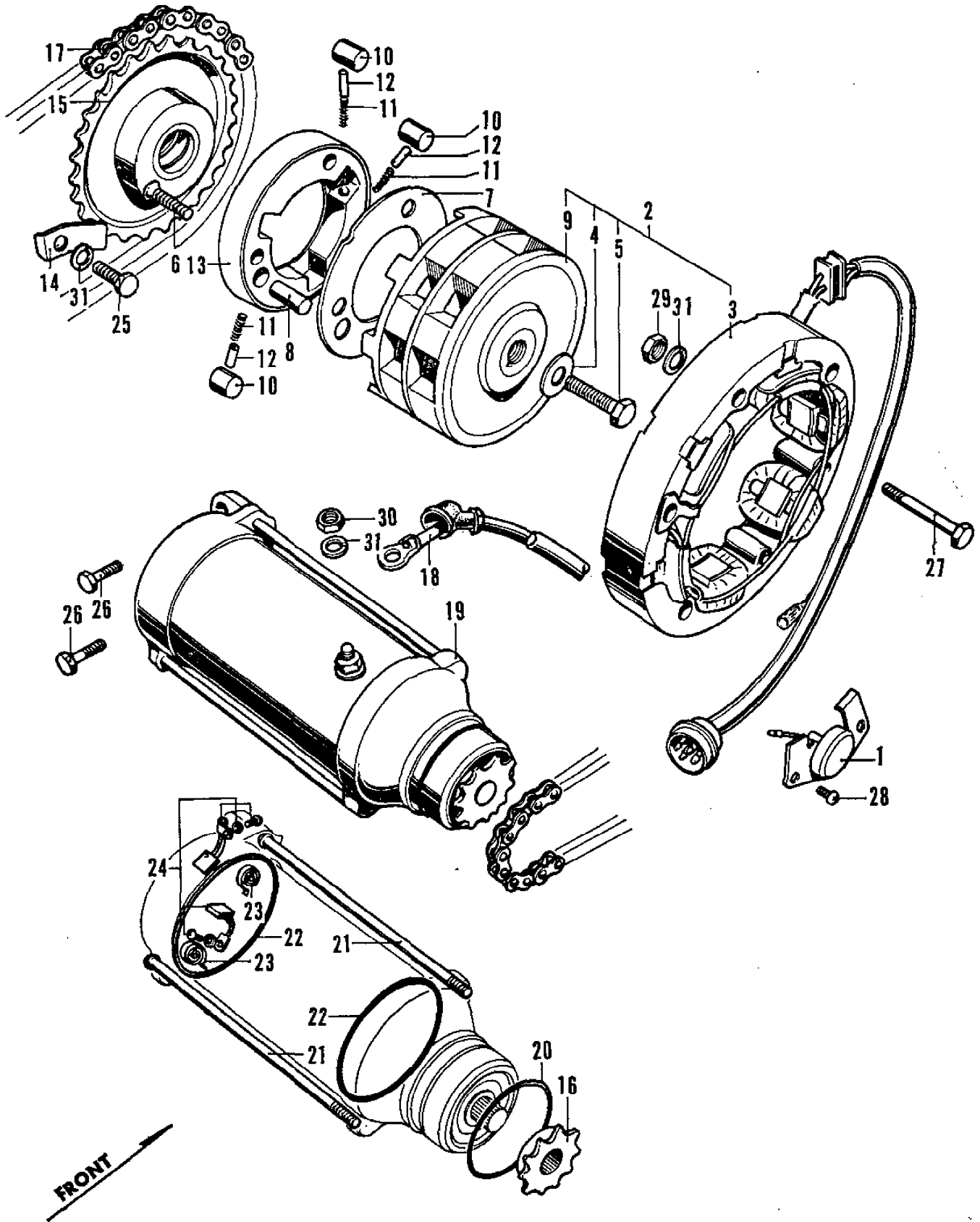
# E-8 Left Crankcase Cover · Drive Chain Cover



## E-8 Left Crankcase Cover · Drive Chain Cover

Ref. No.	Part No.	Description	Reqd. No. CL450	Remarks
1	22875-283-000	JOINT, clutch wire .....	1	
2	22850-292-020	ROD, clutch lifter .....	1	
3	22844-200-000	PIECE, clutch adjuster fixing .....	1	
4	22815-283-000	SPRING, clutch lever .....	1	
5	22810-283-000	THREAD, clutch lifter .....	1	
6	91205-200-000	OIL-SEAL, 22×26×29×8 .....	1	
7	22841-266-000	ADJUSTER, clutch .....	1	
8	11660-292-020	COVER, drive chain .....	1	
9	91301-283-000	O-RING, 5×2.4 .....	3	
10	11691-283-000	GASKET, dynamo cover .....	1	
11	11431-283-000	COVER, dynamo .....	1	
12	11395-283-000	GASKET, left crankcase cover .....	1	
13	11341-292-000	COVER, left crankcase .....	1	
14	92000-06045	BOLT, hex., 6×45 .....	1	
15	93500-06028	SCREW, pan, 6×28 .....	6	
16	93500-06036	SCREW, pan, 6×36 .....	2	
17	93500-06063	SCREW, pan, 6×63 .....	2	
18	93700-06045	SCREW, oval, 6×45 .....	3	
19	94101-06000	WASHER, plain, 6 mm .....	1	
20	96201-30000	NIPPLE, grease, A · 45 .....	1	
21	96211-10000	BALL, steel, # 10 (5/16") .....	1	

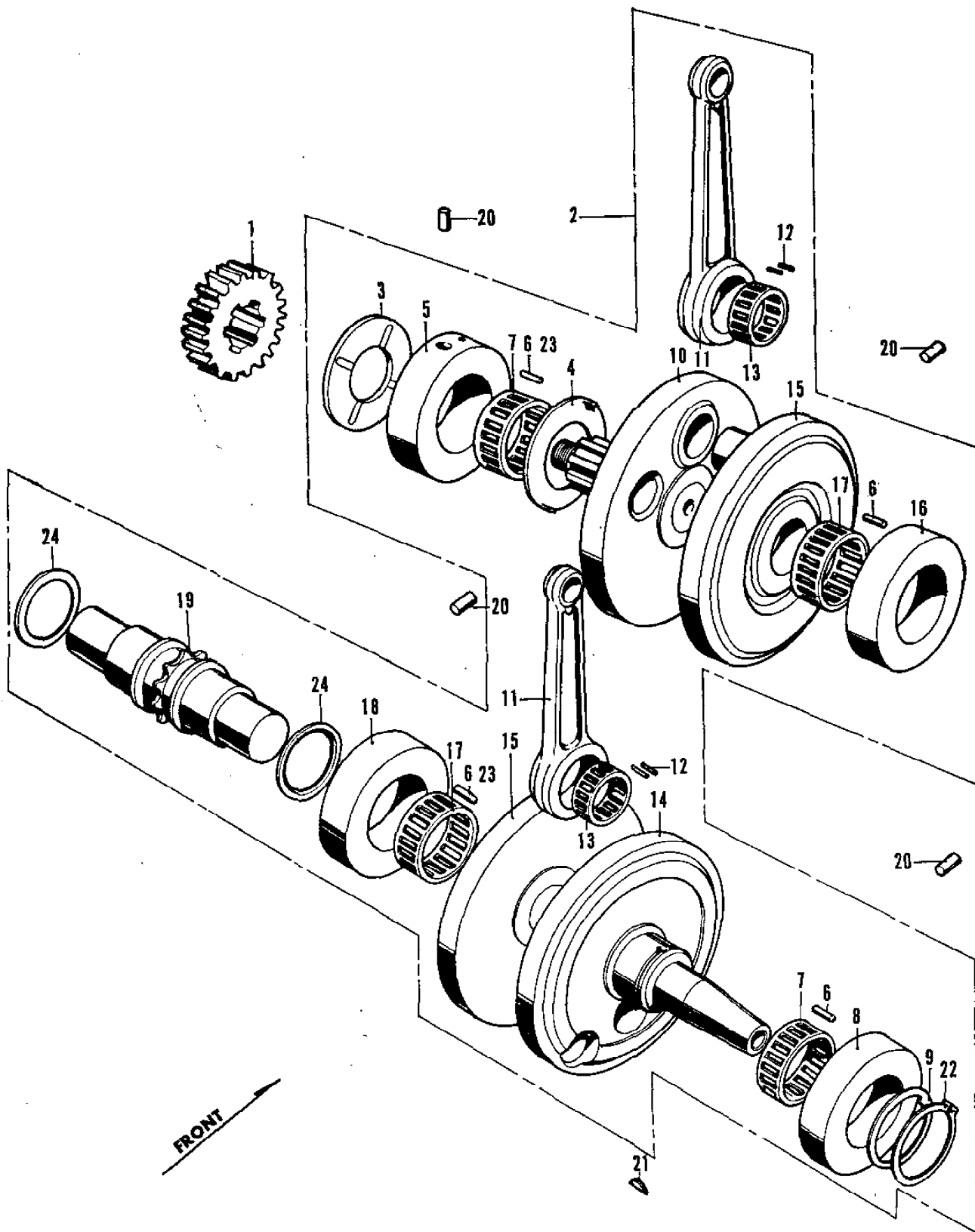
# E-9 Dynamo · Starting Motor



## E-9 Dynamo · Starting Motor

Ref. No.	Part No.	Description	Reqd. No. CL450	Remarks
1	35750-283-000	SWITCH ASSY., neutral.....	1	
2	31100-292-023	GENERATOR ASSY., A.C. rotor..... (KOKUSAN)	3	
3	31102-292-013	STATOR (KOKUSAN) .....	1	
4	31105-283-000	WASHER .....	1	~1005986
5	31104-283-000	(Superseded by 90014-286-000) .....	1	~1005986
	90014-286-000	BOLT, rotor set .....	1	CL450E-1005987~
6	90091-292-000	SCREW, flat, 6×20 .....	3	
7	28128-283-010	PLATE, starting clutch side .....	1	
8	90712-500-010	PIN, knock, 8×18 .....	1	
9	31101-292-003	ROTOR (KOKUSAN) .....	1	
10	91103-259-000	ROLLER 10.2×11.5 .....	3	
11	28125-283-010	SPRING, starting clutch roller .....	3	
12	28126-292-000	CAP, starting clutch roller spring.....	3	
13	28120-292-000	OUTER, starting clutch .....	1	
14	28117-292-000	PLATE, starting sprocket setting .....	1	
15	28110-292-000	SPROCKET, starting (DK219-37T) .....	1	
16	31202-500-154	SPROCKET, starting motor (DK219-13T) (MITSUBA)	1	
17	28101-283-000	CHAIN, starting (DK219-28L) (DAIDO)...	1	
18	32411-283-000	CABLE, starting motor.....	1	
19	31200-292-158	MOTOR ASSY., starting (MITSUBA) ...	1	
20	91309-283-000	O-RING, 42.5×2.....	1	
21	31205-292-158	BOLT, setting gear cover (MITSUBA) ...	2	
22	31206-292-158	O-RING (MITSUBA) .....	2	
23	31204-292-158	SPRING, carbon brush (MITSUBA) .....	2	
24	31201-292-158	BRUSH SET, carbon (MITSUBA) .....	1	
25	92000-06012	BOLT, hex., 6×12 .....	1	
26	92000-06020	BOLT, hex., 6×20 .....	2	
27	92000-06036	BOLT, hex., 6×36 .....	3	
28	93500-06010	SCREW, pan, 6×10 .....	2	
29	94001-06000	NUT, hex., 6 mm .....	3	
30	94002-06000	NUT, thin, 6 mm .....	1	
31	94111-06000	WASHER, spring, 6 mm .....	5	

# E-10 Crankshaft

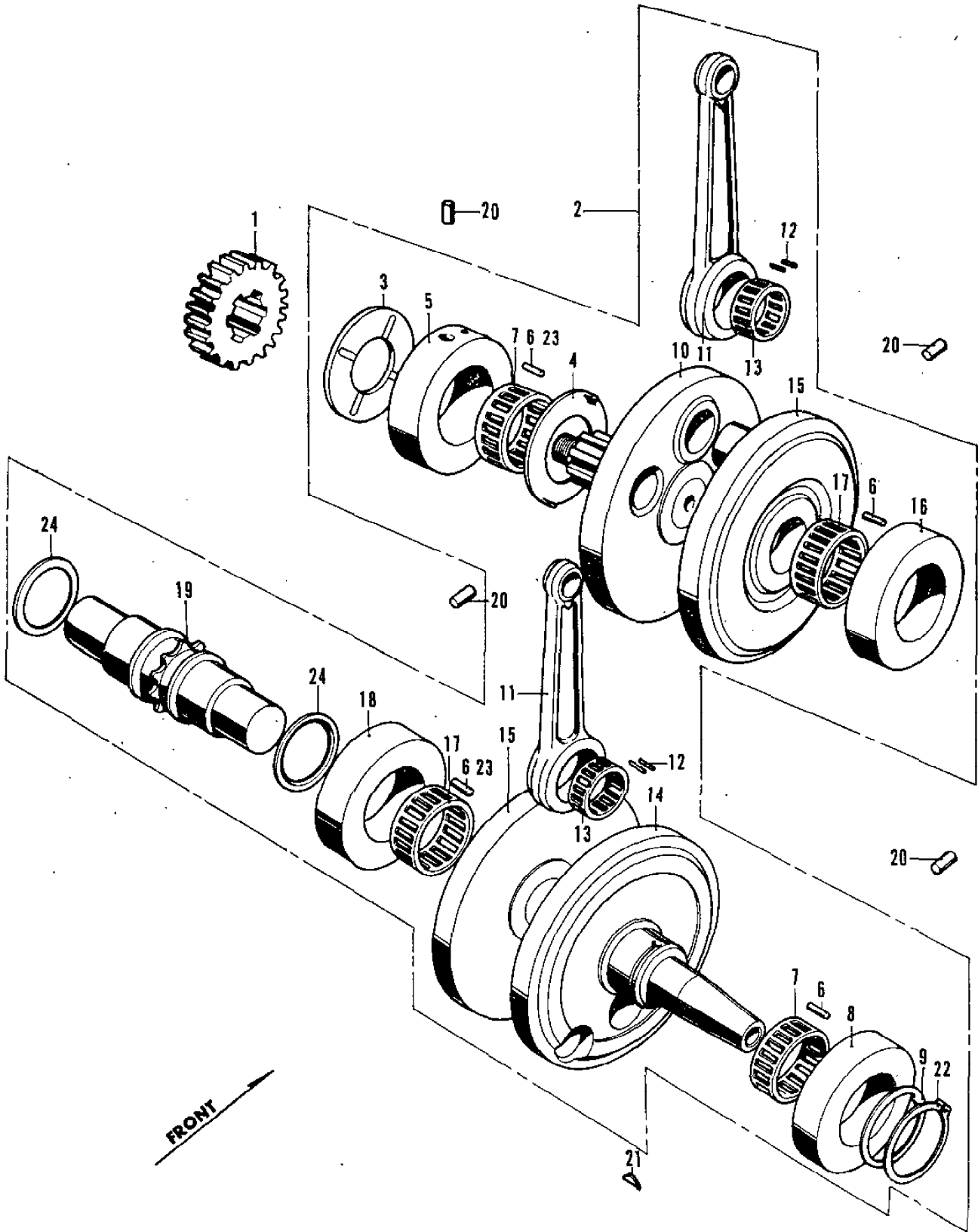




## E-10 Crankshaft

Ref. No.	Part No.	Description	Reqd. No. CL450	Remarks
1	13611-292-010	GEAR, primary drive (23T) .....	1	
2	13000-292-671	CRANKSHAFT COMP. .... (Superseded by 13000-292-304)	1	
	13000-292-304	CRANKSHAFT COMP. .... (Superseded by 13000-292-673 with 15450-292-030 & 15441-292-030)	1	~1003099
	13000-292-673	CRANKSHAFT COMP. ....	1	CL450E-1003100~1013496
○	13000-292-674	(Superseded by 13000-292-676) .....	1	CL450E-1013497~1016179
○	13000-292-676	CRANKSHAFT COMP. ....	1	CL450E-1016180~
3	90456-292-030	WASHER B, thrust, 25 mm .....	1	
4	90455-292-010	WASHER C, thrust, 32 mm .....	1	~1009805
	90455-292-020	WASHER C, thrust, 34 mm .....	1	CL450E-1009806~
5	13411-292-340	RACE, outer, right crank bearing.....	1	~1009805
	13411-292-360	RACE, outer, right crank bearing.....	1	CL450E-1009806~
6	91102-283-000	ROLLER, 5×13 .....	64	
		(Superseded by 91102-292-008)		
	91102-292-008	ROLLER, 5×13 .....	64 34	~1009805 CL450E-1009806~
7	13471-283-000	RETAINER, roller, main bearing .....	2	~1009805
	13473-292-000	RETAINER B, main bearing roller .....	1	CL450E-1009806~
8	13421-292-310	RACE, outer, left crank bearing .....	1	~1009805
	13421-292-330	RACE, outer, left crank bearing .....	1	CL450E-1009806~
9	90454-283-010	WASHER B, thrust, 32 mm .....	1	~1009805
	90454-292-000	WASHER B, thrust, 34 mm .....	1	CL450E-1009806~1013496
○	90454-292-010	WASHER B, thrust, 34 mm .....	1	CL450E-1013497~
10	13311-292-670	CRANKSHAFT, right .....	1	~1003099
	13311-292-671	CRANKSHAFT, right .....	1	CL450E-1003100~1004272
	13311-292-672	CRANKSHAFT, right .....	1	CL450E-1004273~1009805
	13311-292-675	CRANKSHAFT, right .....	1	CL450E-1009806~

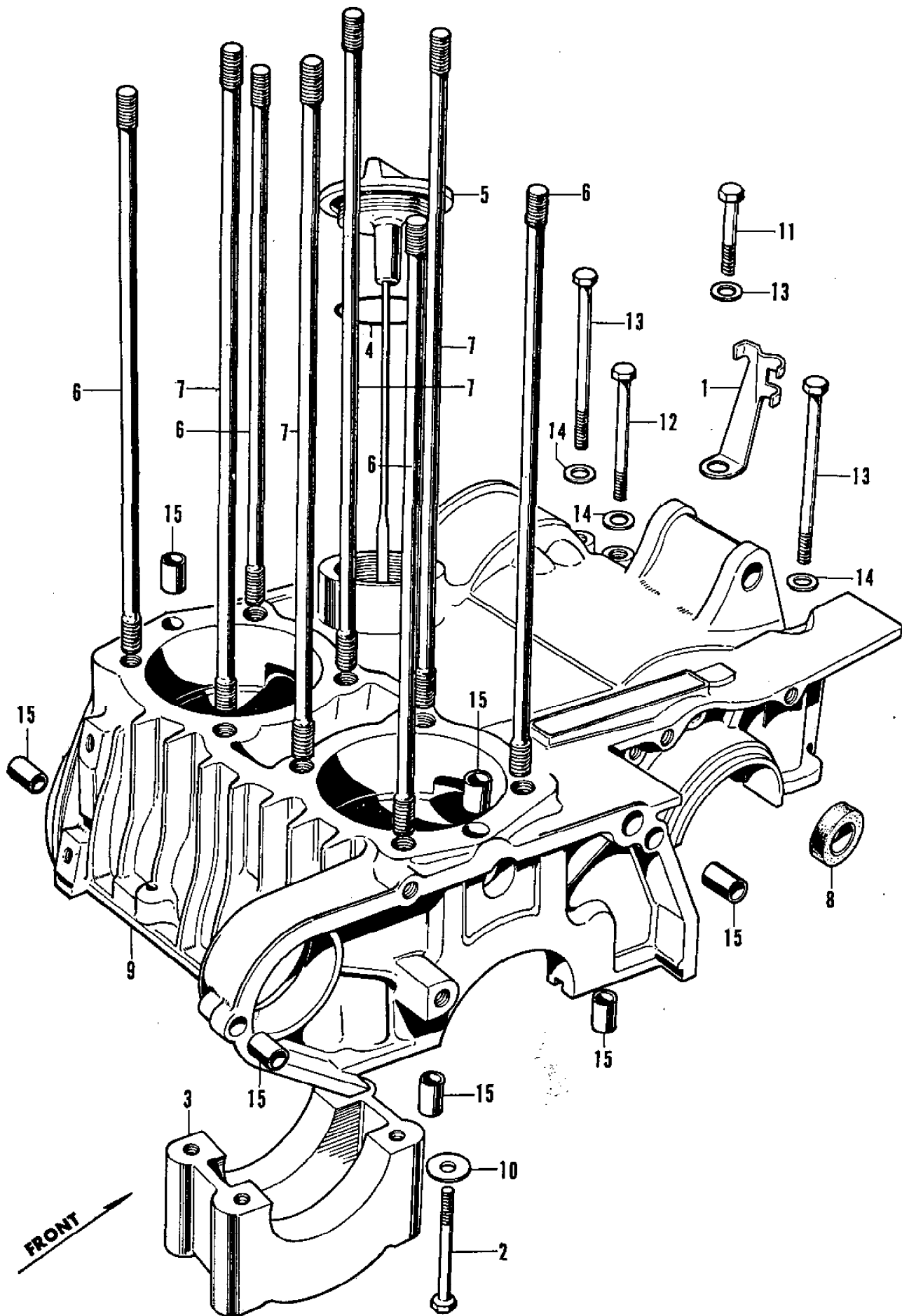
# E-10 Crankshaft



## E-10 Crankshaft

Ref. No.	Part No.	Description	Reqd. No. CL450	Remarks
11	13201-292-300	(Superseded by 13201-292-320) .....	2	~1016179
○	13201-292-320	ROD, connecting .....	2	CL450E-1016180~
12	91101-283-020	ROLLER, 3.9×12.5.....	44	
13	13211-283-020	RETAINER, roller, connecting rod .....	2	
14	13321-292-670	CRANKSHAFT, left .....	1	~1004272
	13321-292-671	CRANKSHAFT, left .....	1	CL450E-1004273~1009805
	13321-292-673	CRANKSHAFT, left .....	1	CL450E-1009806~
15	13330-292-670	WEIGHT, center crank .....	2	~1004272
	13330-292-671	(Superseded by 13330-292-673) .....	2	CL450E-1004273~1004467
	13330-292-673	WEIGHT, center crank .....	2	CL450E-1004468~1009805
	13330-292-674	WEIGHT, center crank .....	2	CL450E-1009806~
16	13431-292-310	RACE, outer CR. crank bearing .....	1	~1009805
	13431-292-330	RACE, outer CR, crank bearing .....	1	CL450E-1009806~
17	13481-283-000	RETAINER, roller, center bearing .....	2	~1009805
	13471-283-000	RETAINER, roller, center bearing .....	2	CL450E-1009806~
18	13441-292-310	RACE, outer CL, crank bearing .....	1	~1009805
	13441-292-330	RACE, outer, CL, crank bearing .....	1	CL450E-1009806~
○19	13351-292-300	(Superseded by 13351-292-320) .....	1	~1004467
	13351-292-320	CRANKSHAFT, center .....	1	CL450E-1004468~1009805
	13351-292-330	CRANKSHAFT, center .....	1	CL450E-1009806~
20	94302-06100	PIN, knock, 6×10B .....	4	
21	94401-25140	KEY, woodruff, 25×14 .....	1	
22	94510-32000	CIR-CLIP, external, 32 mm.....	1	
	94510-34000	CIR-CLIP, external, 34 mm.....	1	
○23	91103-292-000	ROLLER, 6×13 .....	32	CL450E-1009806~
○24	90483-292-000	WASHER D, thrust, 32 mm .....	2	CL450E-1009806~

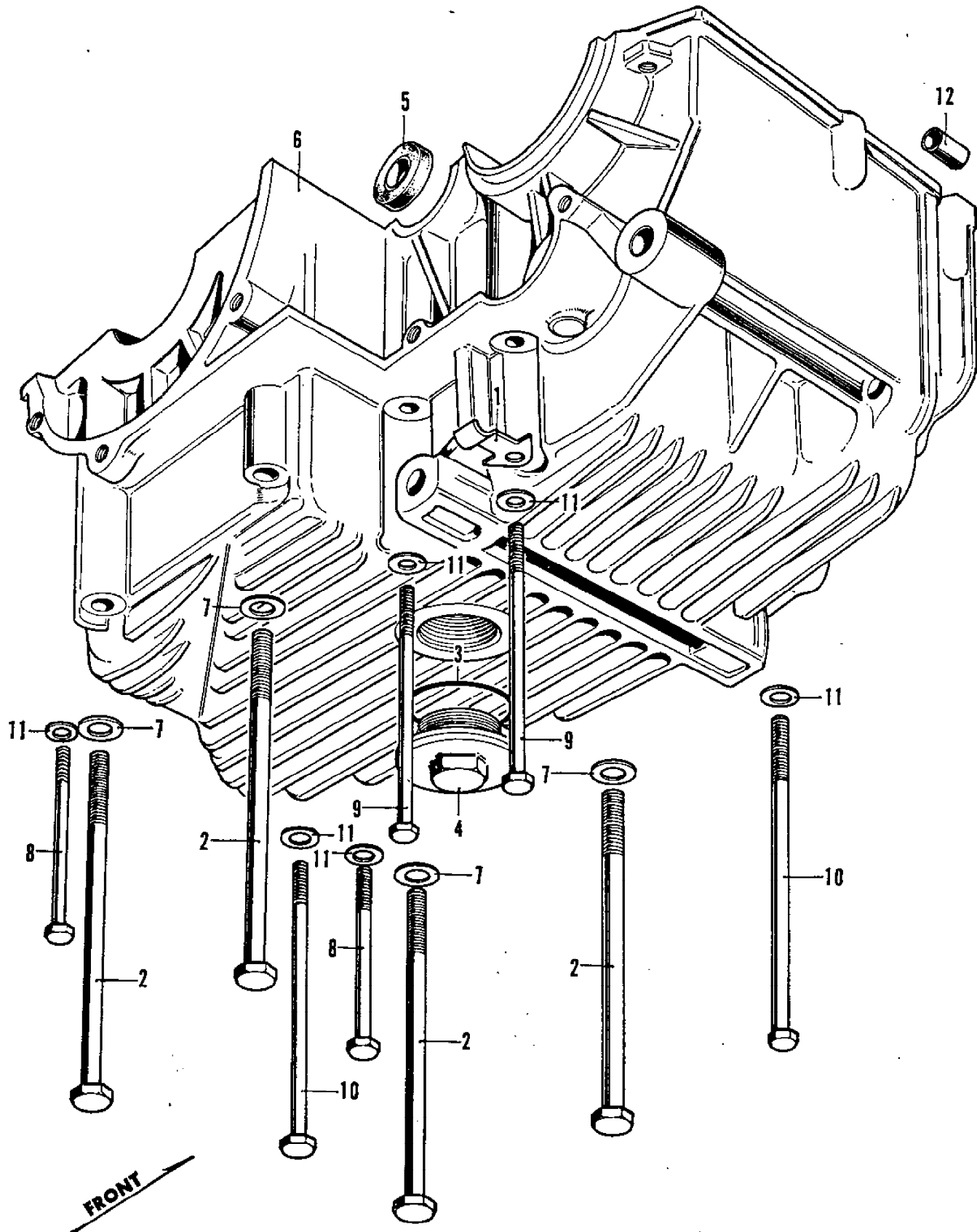
# E-11 Upper Crankcase



## E-11 Upper Crankcase

Ref. No.	Part No.	Description	Reqd. No. CL450	Remarks
1	32921-283-010	CLAMPER, dynamo cord .....	1	
2	90083-292-000	BOLT, hex., 8×71 .....	4	
3	13401-292-020	CAP, bearing, center .....	1	
4	91303-283-000	O-RING, 37.2×2.3 .....	1	
5	15650-292-000	(Superseded by 15650-292-010) .....		
○	15650-292-010	GAUGE, oil level .....	1	
6	90031-292-000	BOLT A, cylinder stud.....	4	
7	90032-292-000	BOLT B, cylinder stud.....	4	
8	91201-292-003	OIL-SEAL, 12×25×4.5 (ARAI) .....		
9	11100-292-080	CRANKCASE, upper .....	1	
10	90402-822-000	WASHER, head, 8 mm .....	4	
11	92000-06040	BOLT, hex., 6×40 .....	1	
12	92000-06063	BOLT, hex., 6×63 .....	1	
13	92000-06080	BOLT, hex., 6×80 .....	2	
14	94101-06000	WASHER, plain, 6 mm.....	4	
15	94301-10140	PIN, knock, 10×14A.....	6	

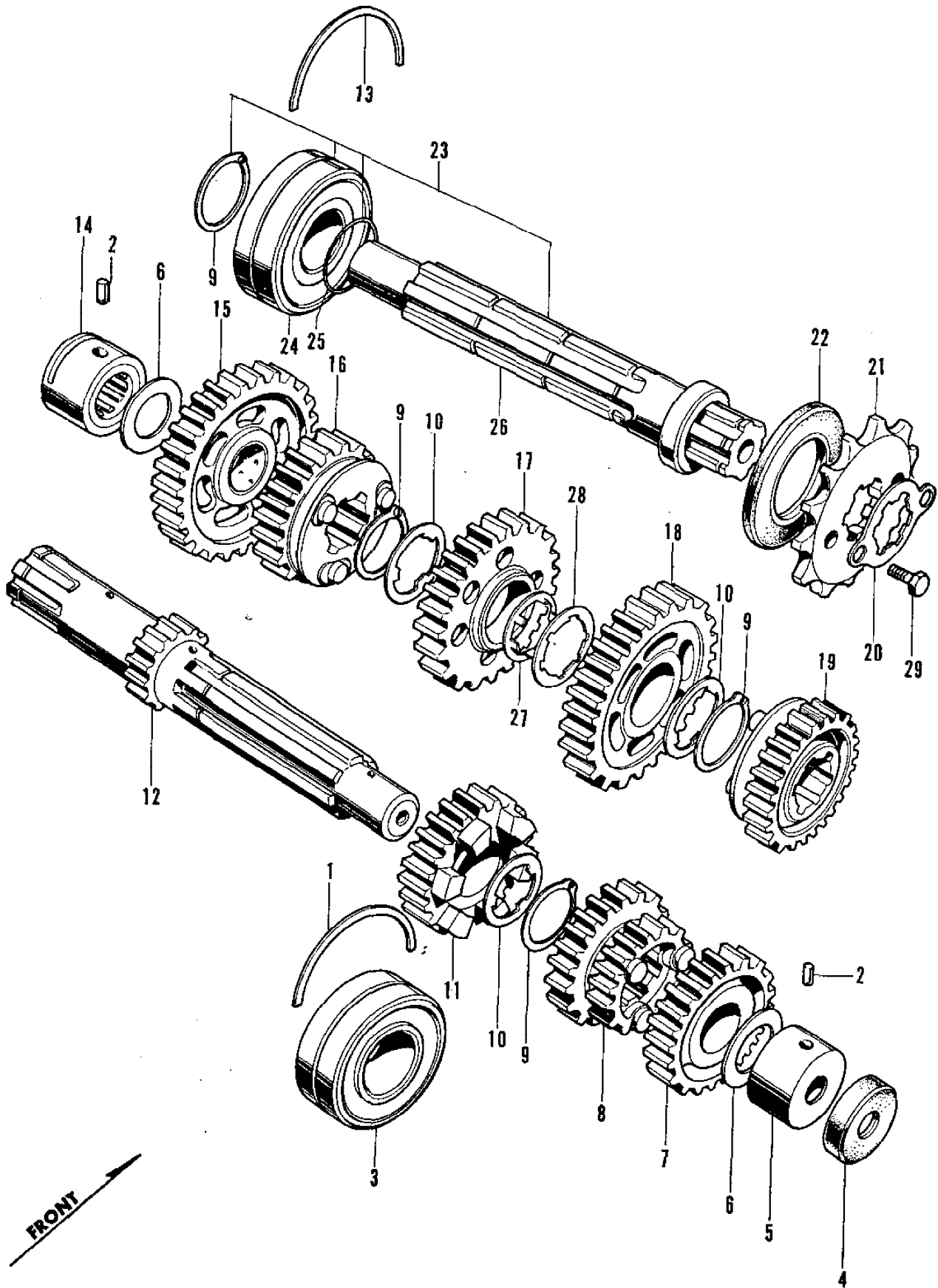
# E-12 Under Crankcase



## E-12 Under Crankcase

Ref. No.	Part No.	Description	Reqd. No. CL450	Remarks
1	32911-283-000	CLAMPER, motor cable .....	1	
2	90085-292-000	BOLT, hex., 8×132 .....	4	
3	91302-200-000	O-RING, 33.5×3.....	1	
4	90013-283-000	BOLT, drain cock .....	1	
5	91201-292-003	OIL-SEAL, 12×25×4.5 (ARAI) .....	1	
6	11200-292-070	CRANKCASE, under .....	1	~1009805
	11200-292-080	CRANKCASE, under .....	1	CL450E-1009806~
7	90402-822-000	WASHER, head, 8 mm.....	4	
8	92000-06080	BOLT, hex., 6×80 .....	3	
9	92000-06090	BOLT, hex., 6×90 .....	2	
10	92000-06125	BOLT, hex., 6×125 .....	2	
11	94101-06000	WASHER, plain, 6 mm.....	7	
12	94301-10140	PIN, knock, 10×14A .....	2	

# E-13 Transmission

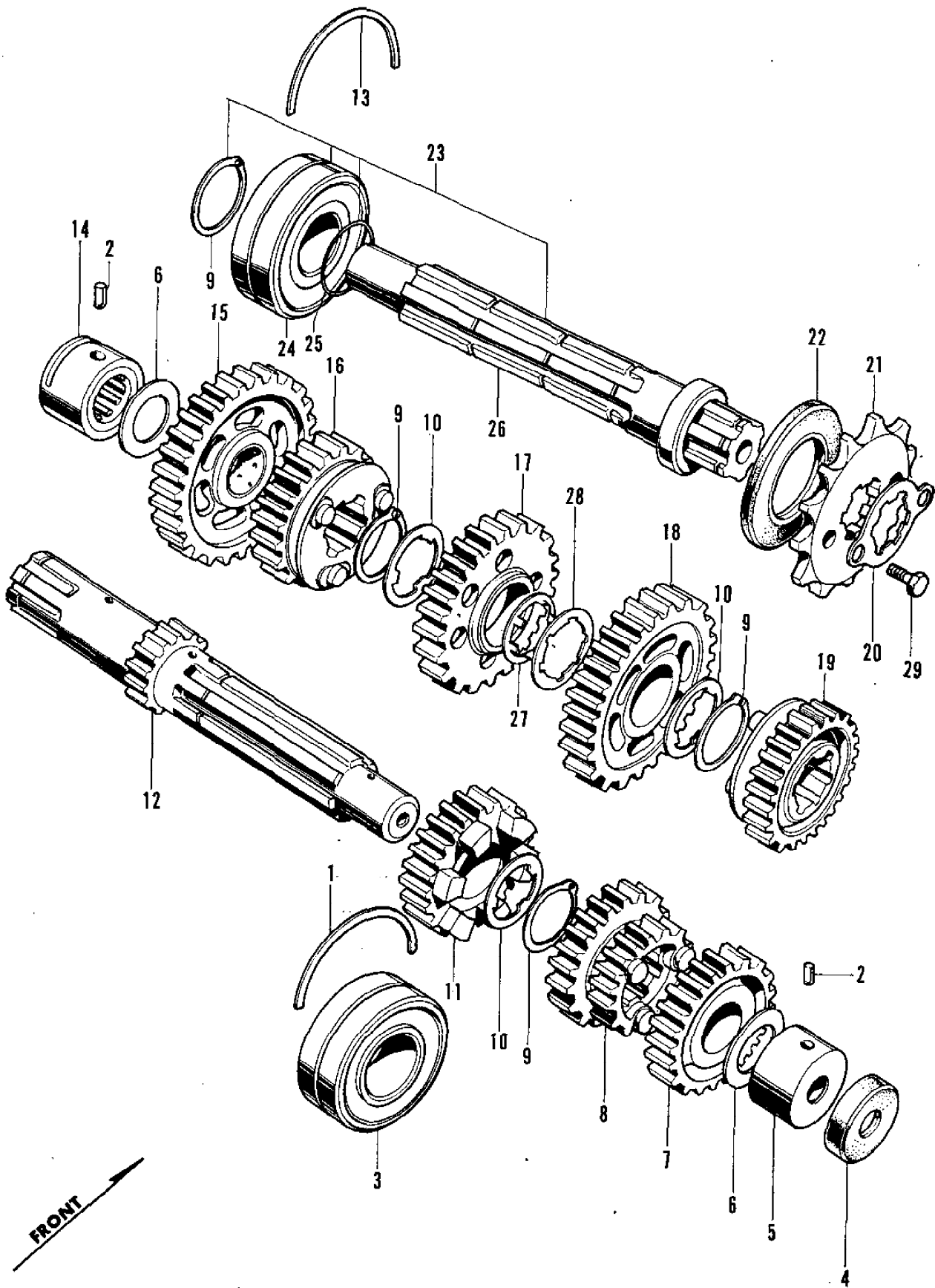




## E-13 Transmission

Ref. No.	Part No.	Description	Reqd. No. CL450	Remarks
1	13492-283-000	RING, bearing setting, 52 mm .....	1	
2	24261-283-000	PIN, gear shift fork guide .....	2	
3	91001-283-003	BEARING, ball, 5205HS (NAGHI) .....	1	
4	91203-292-003	OIL-SEAL, 8×34×8 (ARAI).....	1	
	91203-292-005	OIL-SEAL, 8×34×8 (N.O.K.) .....	1	
5	23931-292-000	BEARING, main shaft .....	1	
6	90458-292-000	WASHER, thrust, 20 mm.....	2	
7	23491-292-030	GEAR, fifth, main shaft (32T) .....	1	
8	23431-292-060	GEAR, second third, main shaft (22T • 26T) .....	1	
9	90602-259-010	CIR-CLIP, 25 mm .....	4	
10	90451-283-000	WASHER, thrust, 25 mm..... (Superseded by 90451-286-000)		
	90451-286-000	WASHER, thrust, 25 mm.....	3	
11	23471-292-030	GEAR, fourth, main shaft (29T) .....	1	
12	23211-292-040	SHAFT, main transmission.....	1	
13	13491-283-000	RING, bearing setting, 57 mm .....	1	
14	23932-292-000	BEARING, counter shaft .....	1	
15	23421-292-010	GEAR, first, counter shaft (41T) .....	1	
16	23481-292-030	GEAR, fourth, counter shaft (29T) .....	1	
17	23461-292-030	GEAR, third, counter shaft (33T) .....	1	~1011052
○	23461-292-040	GEAR, third, counter shaft (33T) .....	1	CL450E-1011053~
18	23441-292-030	GEAR, second, counter shaft (36T) .....	1	~1011052
○	23441-292-040	GEAR, second, counter shaft (36T) .....	1	CL450E-1011053~
19	23511-292-040	GEAR, fifth, counter shaft (27T) .....	1	
20	23811-292-000	PLATE, drive sprocket fixing.....	1	

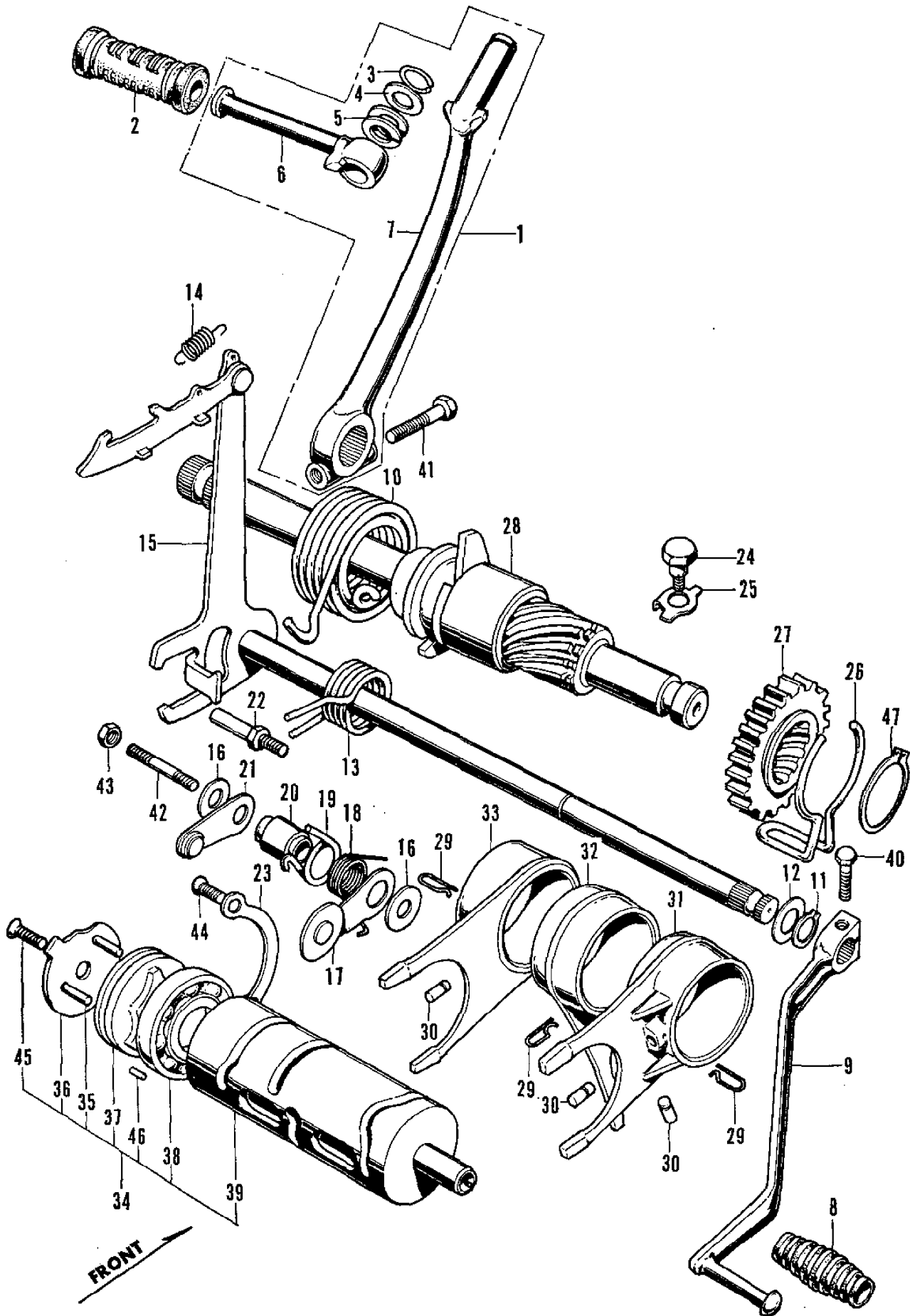
# E-13 Transmission



## E-13 Transmission

Ref. No.	Part No.	Description	Reqd. No. CL450	Remarks
21	23801-292-000	SPROCKET, drive (15T) .....	1	
	23801-292-810	SPROCKET, drive (optional part 16T) ...	(1)	
22	91205-283-010	OIL-SEAL, 33×57×7 .....	1	
23	23220-292-040	SHAFT, counter transmission .....	1	~1011052
○	23220-292-050	SHAFT, counter transmission .....	1	CL450E-1011053~
24	91002-283-003	BEARING, special ball, 5205 (NACHI) ...	1	
25	91306-703-000	O-RING, 24.5 mm .....	1	
26	23221-292-340	Not for sale .....		
○	23221-292-350	Not for sale .....		
○27	90462-286-000	WASHER, lock, 25 mm .....	1	CL450E-1011053~
○28	90461-286-000	WASHER, thrust, 25 mm.....	1	CL450E-1011053~
29	92000-06012	BOLT, hex., 6×12 .....	2	

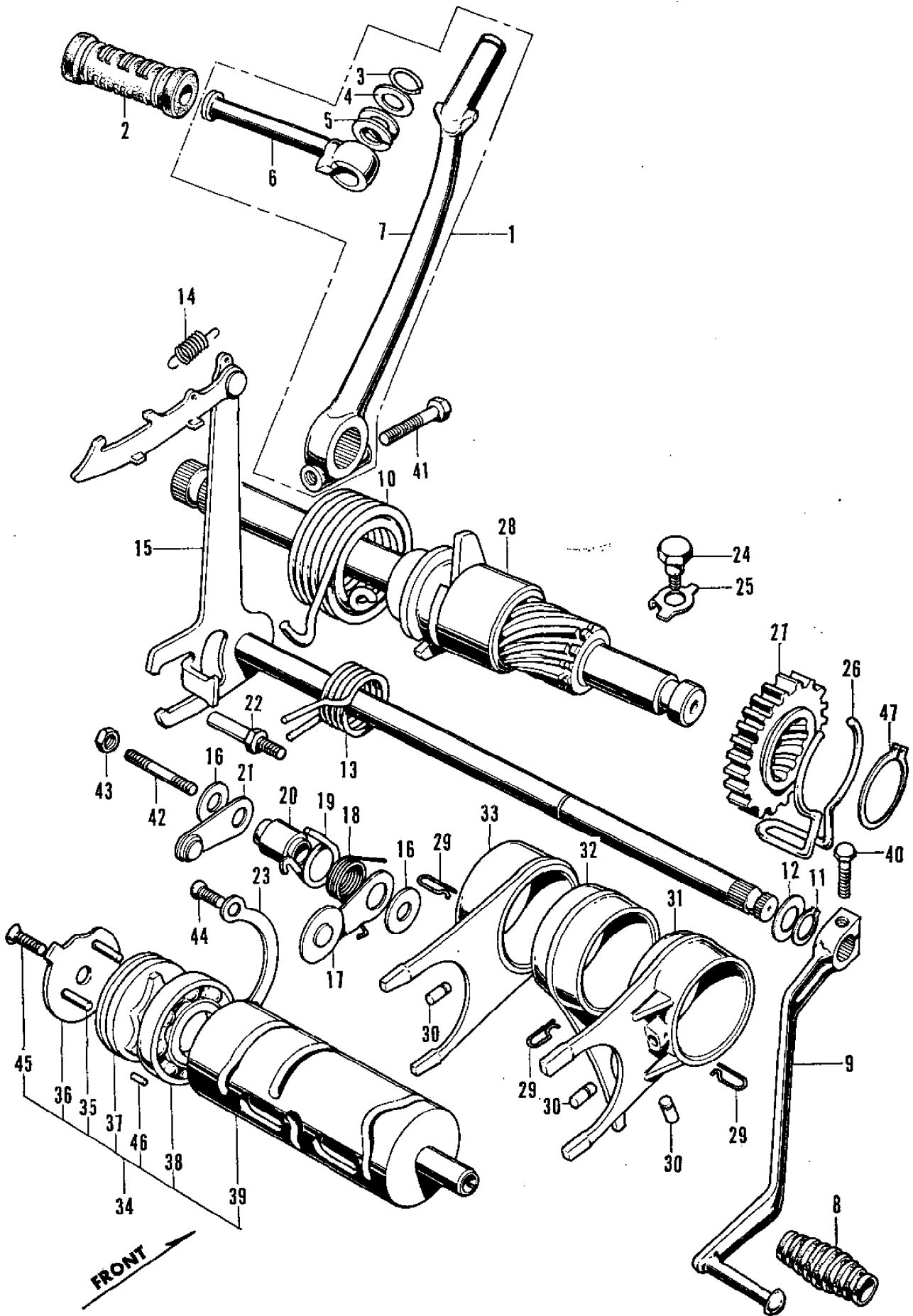
# E-14 Shift Drum - Kick Starter



## E-14 Shift Drum • Kick Starter

Ref. No.	Part No.	Description	Reqd. No. CL450	Remarks
1	28300-292-000	ARM ASSY., kick starter .....	1	
2	28307-254-000	RUBBER, kick starter .....	1	
3	28486-231-020	RING, kick pedal stopper .....	1	
4	28485-231-020	WASHER, kick pedal .....	1	
5	28487-231-000	SPRING, kick pedal stopper .....	1	
6	28263-283-000	PEDAL, kick starter .....	1	
7	28262-292-000	ARM, kick starter .....	1	
8	24781-205-000	RUBBER, change pedal .....	1	
9	24701-292-000	PEDAL, gear change.....	1	
10	28261-292-000	SPRING, kick starter.....	1	
11	90603-200-000	SET-RING, 12 mm.....	1	
12	24621-200-000	STOPPER, gear shift spindle side.....	1	
13	24651-292-010	SPRING, gear shift return .....	1	
14	24641-292-000	SPRING, gear shift arm .....	1	
15	24610-292-030	SPINDLE, gear shift .....	1	
16	90453-292-010	WASHER, shift drum stopper .....	2	
17	24430-292-020	STOPPER, shift drum .....	1	
18	24435-292-010	SPRING, shift drum stopper .....	1	
19	24436-292-000	SPRING, shift drum neutral stopper .....	1	
20	24438-292-010	COLLAR, shift drum stopper.....	1	
21	24440-292-010	STOPPER, shift drum neutral .....	1	
22	24652-200-000	PIN, gear shift return spring .....	1	
23	24710-235-000	PLATE, bearing setting .....	1	
24	90081-283-000	BOLT, 8 mm .....	1	
25	90432-283-010	WASHER, lock, 8 mm .....	1	

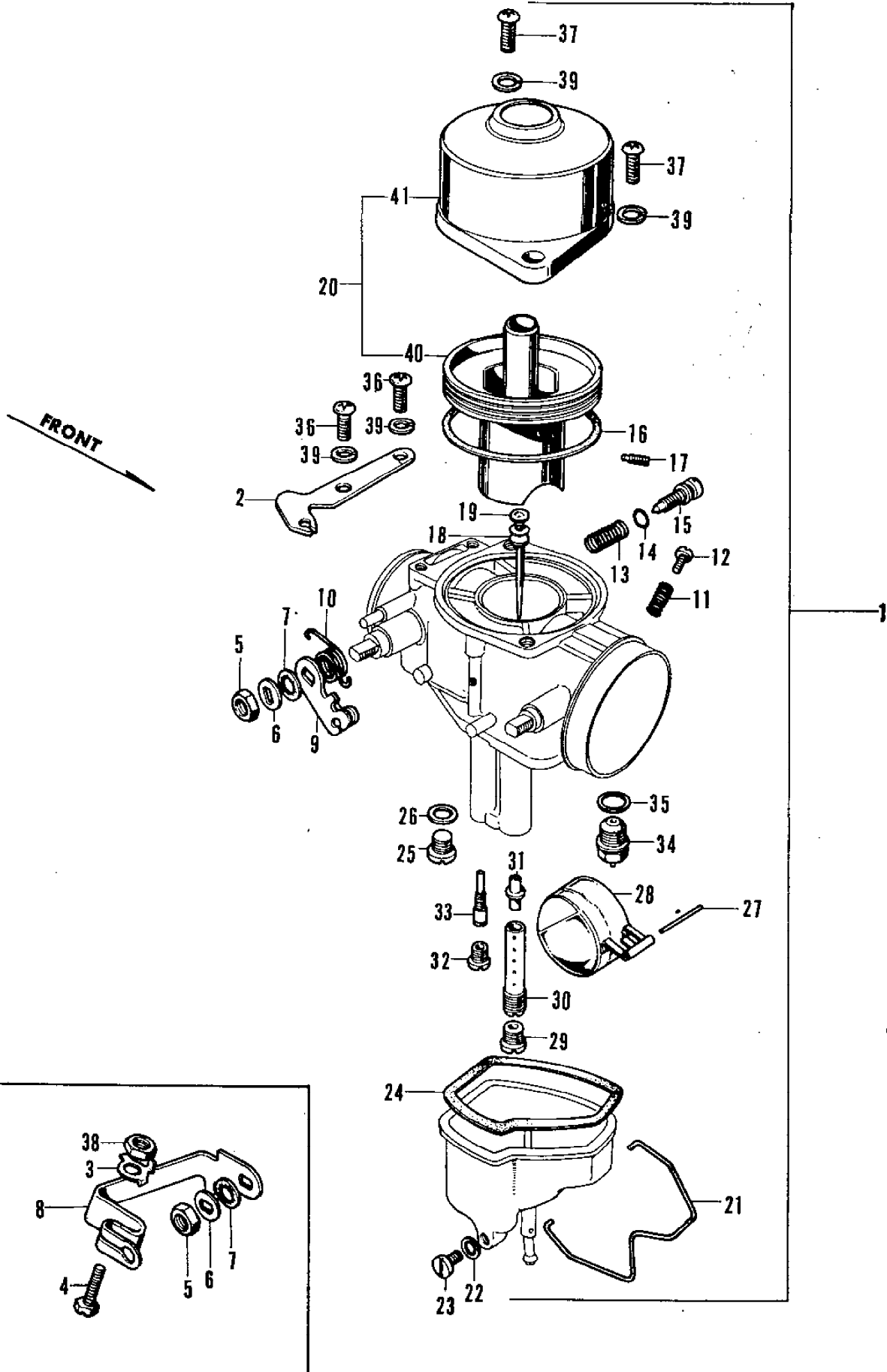
# E-14 Shift Drum - Kick Starter



## E-14 Shift Drum Kick Starter

Ref. No.	Part No.	Description	Reqd. No. CL450	Remarks
26	28239-292-000	SPRING, friction.....	1	
27	28212-292-040	PINION, kick starter.....	1	
28	28250-292-010	SPINDLE, kick starter .....	1	
29	24263-028-000	CLIP, gear shift fork guide.....	3	
30	24261-292-000	PIN, gear shift fork guide .....	3	
31	24221-292-020	FORK, left gear shift .....	1	
32	24231-292-030	FORK, center gear shift .....	1	
33	24211-292-020	FORK, right gear shift.....	1	
34	24300-292-050	DRUM, gear shift .....	1	
35	24306-235-300	PIN, gear shift drum.....	4	
36	24305-292-340	PLATE, drum stopper cam.....	1	~1000755
	24305-292-350	PLATE, drum stopper cam.....	1	CL450E-1000756~
37	24304-292-340	CENTER, drum gear shift .....	1	~1000755
	24304-292-350	CENTER, drum gear shift .....	1	CL450E-1000756~
38	91001-235-300	BEARING, ball, 16004 .....	1	
39	24301-292-330	DRUM, gear shift .....	1	
40	92000-06025-0B	BOLT, hex., 6×25 .....	1	
41	92000-08032-0A	BOLT, hex., 8×32 .....	1	
42	92700-06045	BOLT, stud, 6×45 .....	1	
43	93600-06012	SCREW, flat, 6×12 .....	2	
44	93600-06040	SCREW, flat, 6×40 .....	1	
45	94001-06000	NUT, hex., 6 mm .....	1	
46	94302-04080	PIN, knock, 4×8B .....	1	
47	94510-25000	CIR-CLIP, external, 25 mm.....	1	

# E-15 Right Carburetor (KEIHIN)

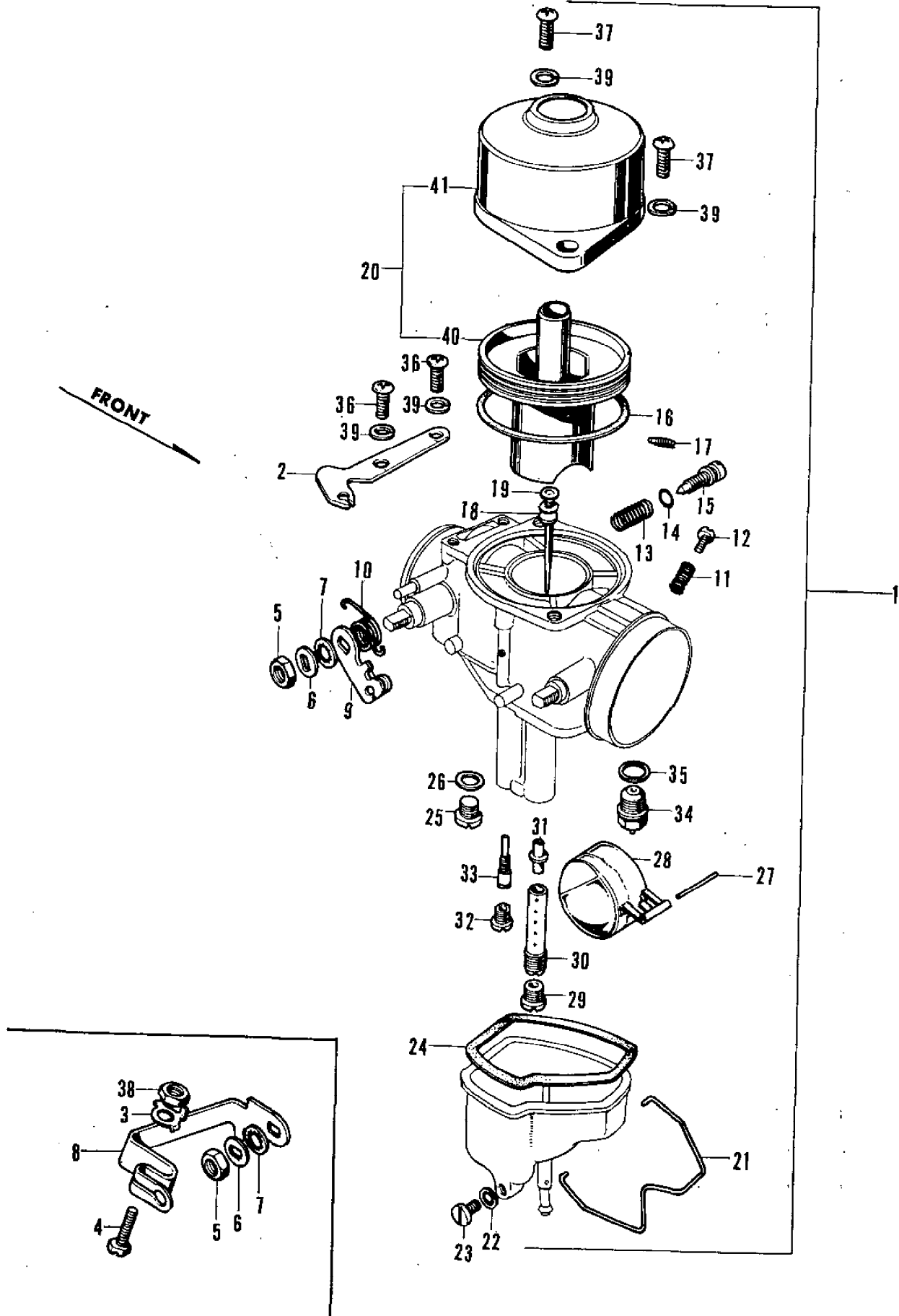




## E-15 Right Carburetor (KEIHIN)

Ref. No.	Part No.	Description	Reqd. No. CL450	Remarks
1	16101-292-014	CARBURETOR ASSY., right.....	1	
2	16142-292-004	PLATE, stay right .....	1	
3	16194-292-004	WASHER, tongued, 5 mm .....	1	
4	16166-292-004	BOLT, hex., 5×18 .....	1	
5	16147-292-004	NUT, hex., 7 mm .....	2	
6	16197-292-004	WASHER, lock, 7φ .....	2	
7	16196-292-004	WASHER, serrated lock, 7φ .....	2	
8	16193-292-004	JOINT, connector .....	1	
9	16141-292-004	LEVER, throttle, right .....	1	
10	16185-292-004	SPRING, torsion coil, right.....	1	
11	16186-548-004	SPRING, throttle stop .....	1	
12	16163-539-004	SCREW, throttle stop .....	1	
13	16188-292-004	SPRING, pilot screw .....	1	
14	16175-260-004	O-RING, 2.8φ .....	1	
15	16162-292-004	SCREW, pilot .....	1	
16	16171-283-004	STOPPER, vacuum piston .....	1	
17	16165-292-004	SCREW, needle setting.....	1	
18	16139-516-004	HOLDER, jet needle .....	1	
19	16151-292-004	NEEDLE, jet .....	1	
○20	16140-292-004	Not for sale .....	1	
21	16187-292-004	CLIP, float chamber setting.....	1	
22	16189-056-004	WASHER, fiber, 6φ .....	1	
23	16164-225-004	SCREW, drain.....	1	
24	16129-500-004	WASHER, float chamber.....	1	
25	16165-500-004	SCREW, plug, 8φ .....	1	
26	16198-500-004	WASHER, fiber, 8φ .....	1	
27	16126-548-004	PIN, float arm .....	1	
28	16122-283-004	FLOAT .....	1	

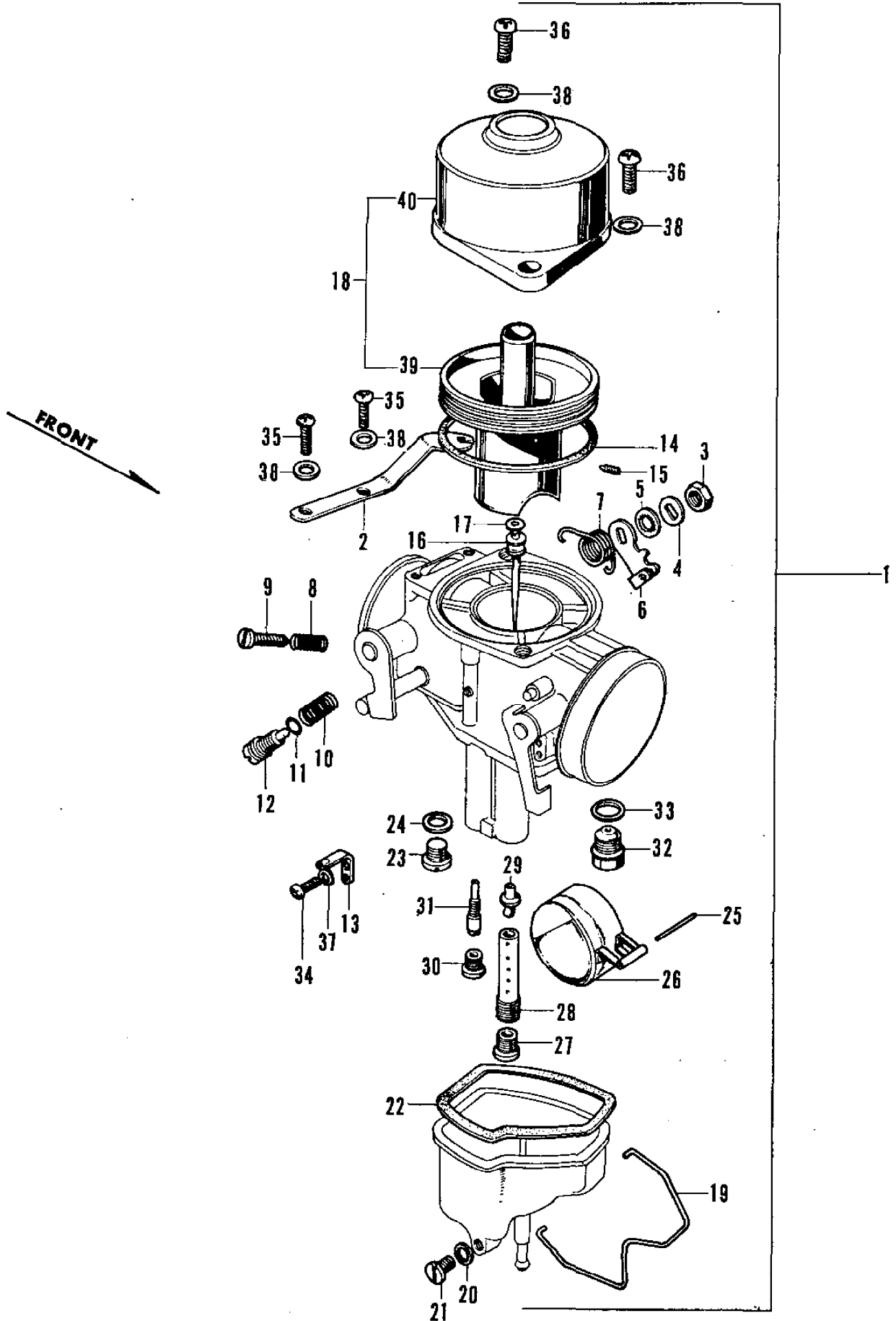
# E-15 Right Carburetor (KEIHIN)



## E-15 Right Carburetor (KEIHIN)

Ref. No.	Part No.	Description	Reqd. No. CL450	Remarks
29	99114-292-1100	JET, main (# 110) .....	(1)	
	99114-292-1150	JET, main (# 115) .....	(1)	
	99114-292-1200	JET, main (# 120) .....	(1)	
	99114-292-1250	JET, main (# 125) .....	(1)	
	99114-292-1300	JET, main (# 130) (STD.) .....	1	
	99114-292-1350	JET, main (# 135) .....	(1)	
	99114-292-1400	JET, main (# 140) .....	(1)	
	99114-292-1450	JET, main (# 145) .....	(1)	
	99114-292-1500	JET, main (# 150) .....	(1)	
30	16139-292-004	HOLDER, needle jet .....	1	
31	16133-292-004	JET, needle .....	1	
32	99144-292-0350	JET, pilot (# 35) .....	(1)	
	99144-292-0380	JET, pilot (# 38) (STD.) .....	1	
	99144-292-0400	JET, pilot (# 40) .....	(1)	
	99144-292-0420	JET, pilot (# 42) .....	(1)	
	99144-292-0450	JET, pilot (# 45) .....	(1)	
33	99124-292-0380	JET, slow (# 38) (STD.) .....	1	
	99124-292-0400	JET, slow (# 40) .....	(1)	
	99124-292-0420	JET, slow (# 42) .....	(1)	
	99124-292-0450	JET, slow (# 45) .....	(1)	
34	16125-259-004	VALVE-SET, float .....	1	
35	16188-259-004	WASHER, fiber, 9 $\phi$ .....	1	
36	93500-05010-0A	SCREW, pan, 5 $\times$ 10 .....	2	
37	93500-05016-0A	SCREW, pan, 5 $\times$ 16 .....	2	
38	94001-05000-0S	NUT, hex., 5 mm .....	1	
39	94111-05000	WASHER, spring, 5 mm .....	4	
○40	16111-292-004	PISTON, vacuum .....	1	
○41	16112-292-004	CYLINDER, vacuum .....	1	

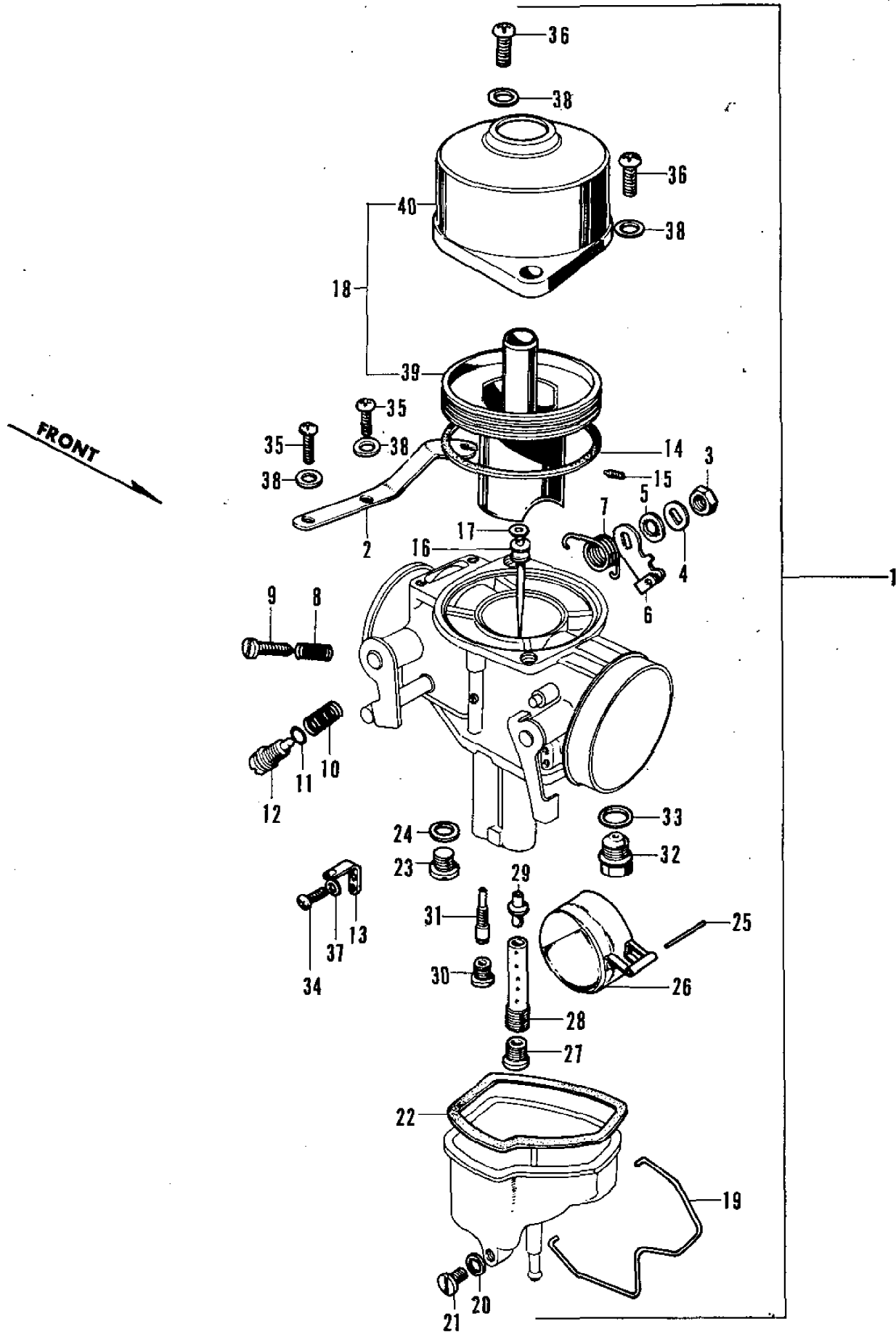
# E-16 Left Carburetor (KEIHIN)



## E-16 Left Carburetor (KEIHIN)

Ref. No.	Part No.	Description	Reqd. No. CL450	Remarks
1	16102-292-014	CARBURETOR ASSY., left .....	1	
2	16143-292-004	PLATE, stay, left .....	1	
3	16147-292-004	NUT, hex., 7 mm .....	1	
4	16197-292-004	WASHER, lock, 7 $\phi$ .....	1	
5	16196-292-004	WASHER, serrated lock, 7 $\phi$ .....	1	
6	16146-292-004	LEVER, throttle, left .....	1	
7	16186-292-004	SPRING, torsion coil, left .....	1	
8	16186-548-004	SPRING, throttle stop .....	1	
9	16163-539-004	SCREW, throttle stop .....	1	
10	16188-292-004	SPRING, pilot screw .....	1	
11	16175-260-004	O-RING, 2.8 $\phi$ .....	1	
12	16162-292-004	SCREW, pilot .....	1	
13	16144-292-004	PLATE, clip .....	1	
14	16171-283-004	STOPPER, vacuum piston .....	1	
15	16165-292-004	SCREW, needle setting .....	1	
16	16139-516-004	HOLDER, jet needle .....	1	
17	16151-292-004	NEEDLE, jet .....	1	
O18	16140-292-004	Not for sale .....	1	
19	16187-292-004	CLIP, float chamber setting .....	1	
20	16189-056-004	WASHER, fiber, 6 $\phi$ .....	1	
21	16164-225-004	SCREW, drain .....	1	
22	16129-500-004	WASHER, float chamber .....	1	
23	16165-500-004	SCREW, plug, 8 $\phi$ .....	1	
24	16198-500-004	WASHER, fiber .....	1	
25	16126-548-004	PIN, float arm .....	1	
26	16122-283-004	FLOAT .....	1	

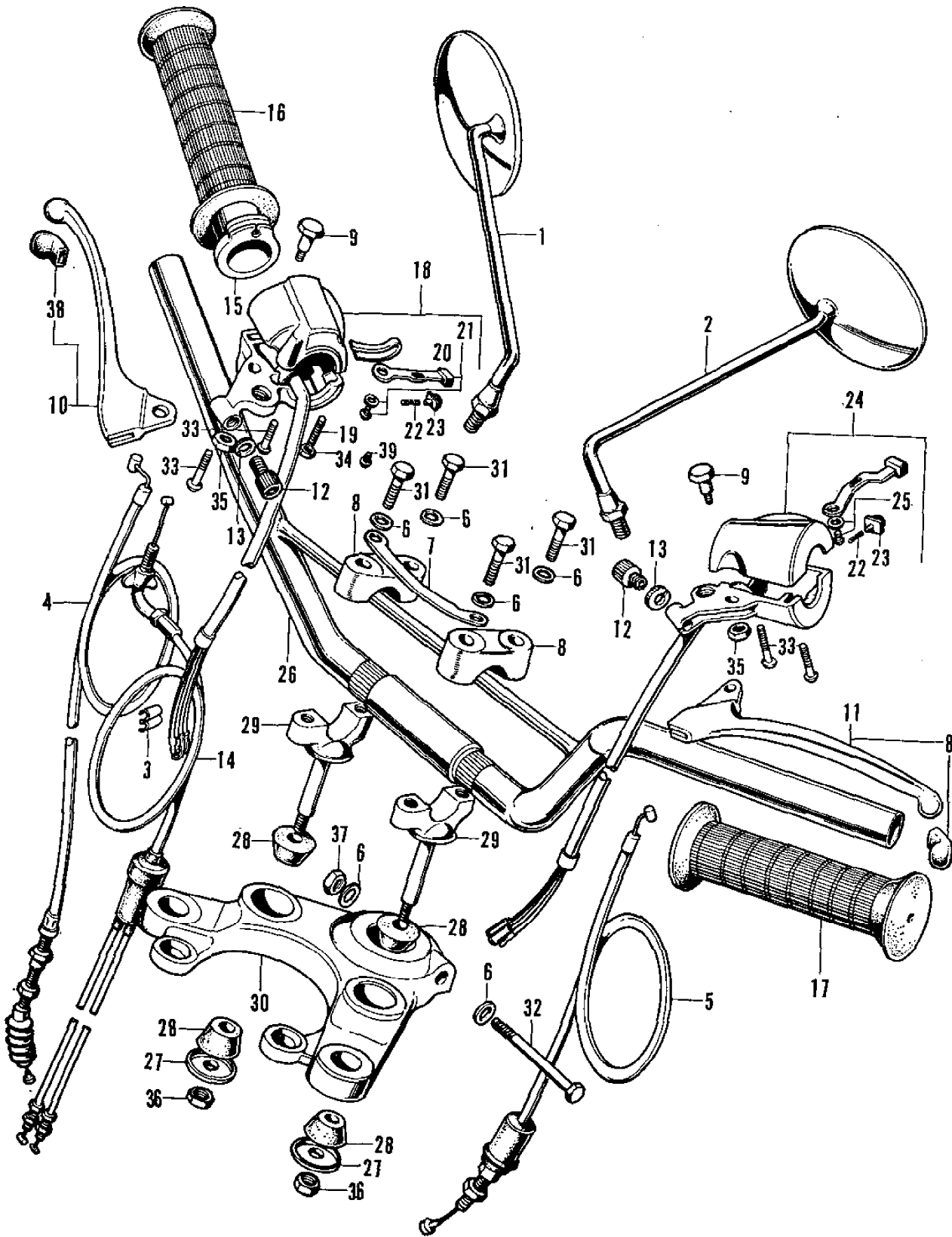
# E-16 Left Carburetor (KEIHIN)



## E-16 Left Carburetor (KEIHIN)

Ref. No.	Part No.	Description	Reqd. No. CL450	Remarks
27	99114-292-1100	JET, main (# 110) .....	(1)	
	99114-292-1150	JET, main (# 115) .....	(1)	
	99114-292-1200	JET, main (# 120) .....	(1)	
	99114-292-1250	JET, main (# 125) .....	(1)	
	99114-292-1300	JET, main (# 130) (STD.) .....	1	
	99114-292-1350	JET, main (# 135) .....	(1)	
	99114-292-1400	JET, main (# 140) .....	(1)	
	99114-292-1450	JET, main (# 145) .....	(1)	
	99114-292-1500	JET, main (# 150) .....	(1)	
28	16139-292-004	HOLDER, needle jet .....	1	
29	16133-292-004	JET, needle .....	1	
30	99144-292-0350	JET, pilot (# 35) .....	(1)	
	99144-292-0380	JET, pilot (# 38) (STD.) .....	1	
	99144-292-0400	JET, pilot (# 40) .....	(1)	
	99144-292-0420	JET, pilot (# 42) .....	(1)	
	99144-292-0450	JET, pilot (# 45) .....	(1)	
31	99124-292-0380	JET, slow (# 38) (STD.) .....	1	
	99124-292-0400	JET, slow (# 40) .....	(1)	
	99124-292-0420	JET, slow (# 42) .....	(1)	
	99124-292-0450	JET, slow (# 45) .....	(1)	
32	16125-259-004	VALVE-SET, float .....	1	
33	16188-259-004	WASHER, fiber 9φ .....	1	
34	93500-03005-0A	SCREW, pan, 3×51 .....	1	
35	93500-05010-0A	SCREW, pan, 5×10 .....	2	
36	93500-05016-0A	SCREW, pan, 5×16 .....	2	
37	94111-03000	WASHER, spring, 3 mm .....	1	
38	94111-05000	WASHER, spring, 5 mm .....	4	
○39	16111-292-004	PISTON, vacuum .....	1	
○40	16112-292-004	CYLINDER, vacuum .....	1	

# F-1 Handle

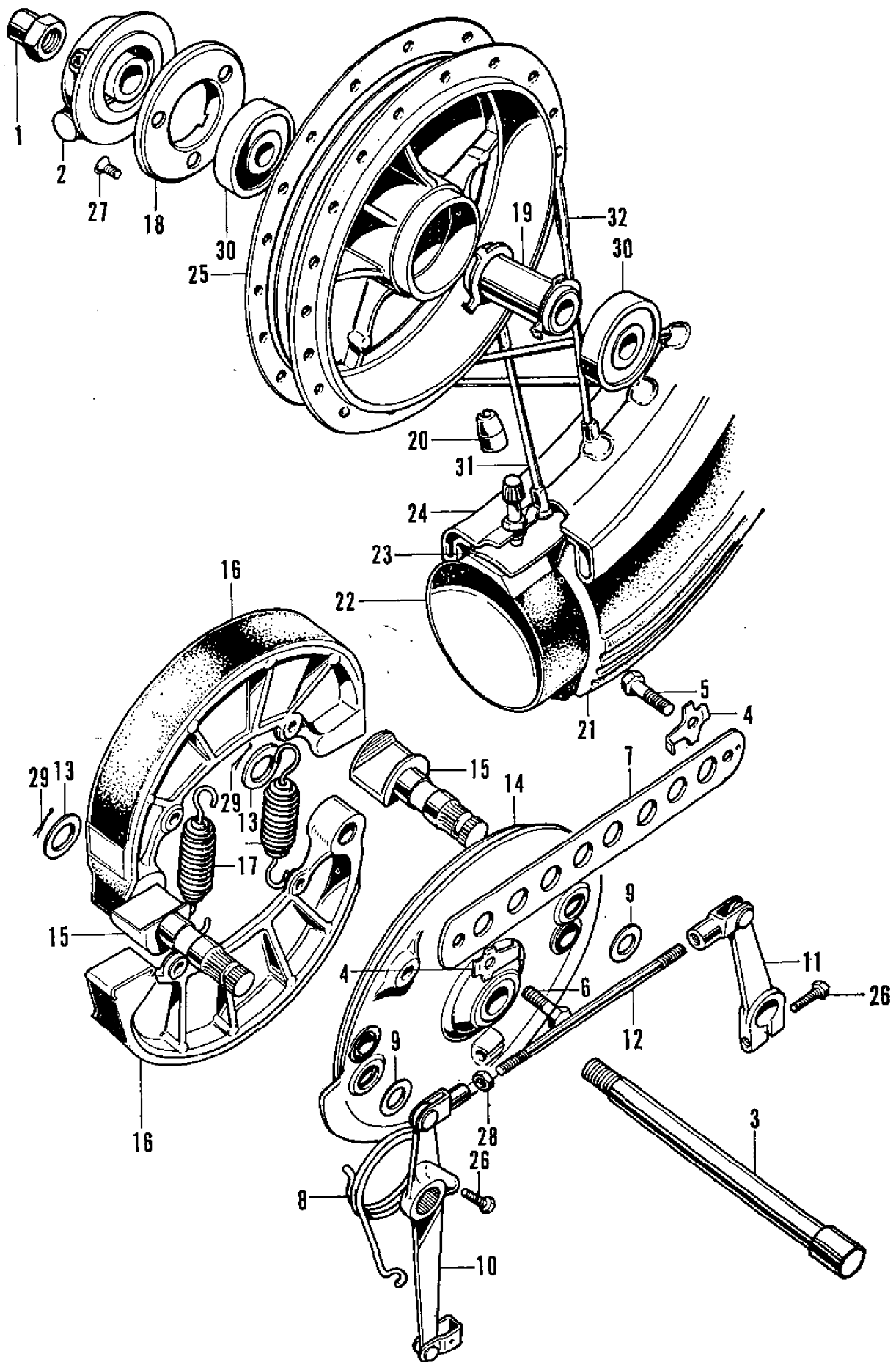




## F-4 Front Wheel

Ref. No.	Part No.	Description	Reqd. Na. CL450	Remarks
1	90305-283-000	NUT, front wheel axle .....	1	
2	44800-294-000	BOX ASSY., speedometer gear .....	1	
3	44301-283-000	AXLE, front wheel.....	1	
4	90532-292-000	WASHER, tongued, 8 mm .....	2	
5	90125-292-000	BOLT, front brake stopper arm.....	1	
6	90126-292-000	BOLT, front brake stopper arm.....	1	
7	45431-292-010	ARM, front brake stopper .....	1	
8	45461-222-000	SPRING, brake arm .....	1	
9	45134-250-000	DUST-SEAL, brake cam .....	2	
10	45410-283-010	ARM A, front brake .....	1	
11	45420-268-010	ARM, B, front brake.....	1	
12	43423-268-000	ROD, rear brake.....	1	
13	45106-222-300	WASHER, anchor pin .....	2	
14	45100-283-000	PANEL, front brake .....	1	
15	45131-268-030	CAM, front brake .....	2	
16	45120-283-000	SHOE, front brake.....	2	
17	45133-283-000	SPRING, brake shoe .....	2	
18	44641-283-000	RETAINER, front wheel bearing .....	1	
19	44620-283-000	COLLAR, front axle distance .....	1	
20	44606-283-000	BALANCER, wheel (20g) .....	(0-2)	
	44607-283-000	BALANCER, wheel (15g) .....	(0-2)	
	44608-283-000	BALANCER, wheel (10g) .....	(0-2)	
	44609-283-000	BALANCER, wheel ( 5g) .....	(0-2)	
21	44711-294-014	TIRE, front wheel (S3.25-19", 4PR, DUNLOP) (Superseded by 44711-294-024)	1	
	44711-294-024	TIRE, front wheel .....	1	
		(S.3.25-19", 4PR, DUNLOP)		
22	44712-294-004	TUBE, wheel (3.25-19", DUNLOP) .....	1	
23	44713-294-004	FLAP, tire (3.25-19", DUNLOP) .....	1	
24	44701-294-003	RIM, front wheel (DAIDO).....	1	
25	44601-283-000	(Superseded by 44601-292-000) .....	1	~1012467
○	44601-292-000	HUB, front wheel .....	1	CL450-1012468~

# F-4 Front Wheel

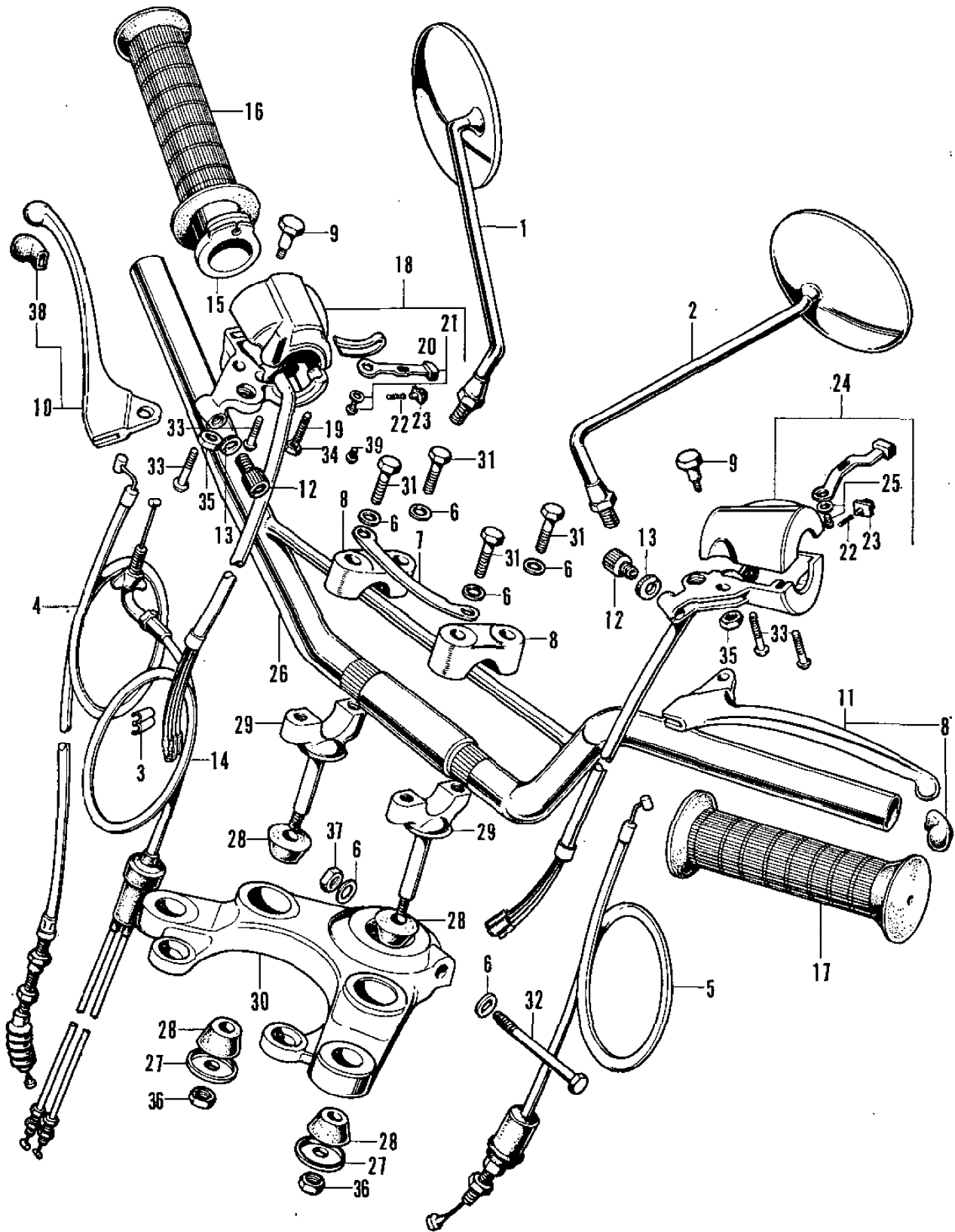


## F-1 Handle

Ref. No.	Part No.	Description	Reqd. No. CL450	Remarks
1	88110-240-000	MIRROR, back, right (Optional) .....	1	
2	88120-235-000	MIRROR, back, left .....	1	
3	45465-270-000	CLIP, front brake wire .....	1	
4	45450-294-000	CABLE COMP., front brake .....	1	
○	45450-294-670	CABLE COMP., front brake .....	1	CL450-1010957~ (Used in U.S.A.)
○	45450-294-000	CABLE COMP., front brake .....	1	CL450-1014209~ (Used in Germany)
5	22870-292-000	CABLE COMP., clutch.....	1	
6	90555-283-000	WASHER, special, 8 mm .....	6	
7	53139-292-000	HOLDER, cable .....	1	
8	53131-283-000	HOLDER, handle pipe .....	2	
9	90114-268-020	BOLT, handle lever pivot.....	2	
○10	53175-216-670	(Superseded by 53170-216-670) .....	1	
○	53170-216-670	LEVER, right steering handle .....	1	~1011107
○	53175-286-000	(Superseded by 53170-286-670) .....	1	
○	53170-286-670	LEVER, right steering handle .....	1	CL450-1011108~
○11	53178-216-670	(Superseded by 53190-216-670) .....	1	
○	53190-216-670	LEVER, left steering handle .....	1	~1011107
○	53178-286-000	(Superseded by 53190-286-670) .....	1	
○	53190-286-670	LEVER, left steering handle .....	1	CL450-1011108~
12	53192-268-000	BOLT, clutch wire adjusting .....	2	
13	90321-292-000	NUT, fixing .....	2	
14	17910-292-670	CABLE COMP., throttle .....	1	
15	53141-240-000	PIPE, throttle grip .....	1	
16	53165-283-000	RUBBER, right grip .....	1	
17	53166-283-000	RUBBER, left grip .....	1	
18	35300-292-670	SWITCH ASSY., starter lighting .....	1	CL450-1000001~
○	35300-292-600	SWITCH ASSY., starter lighting .....	1	(Used in Germany)
19	90124-292-000	SCREW, throttle grip adjusting .....	1	~1018315
20	53163-205-010	ADJUSTER, throttle grip.....	1	~1018315

FRAME GROUP

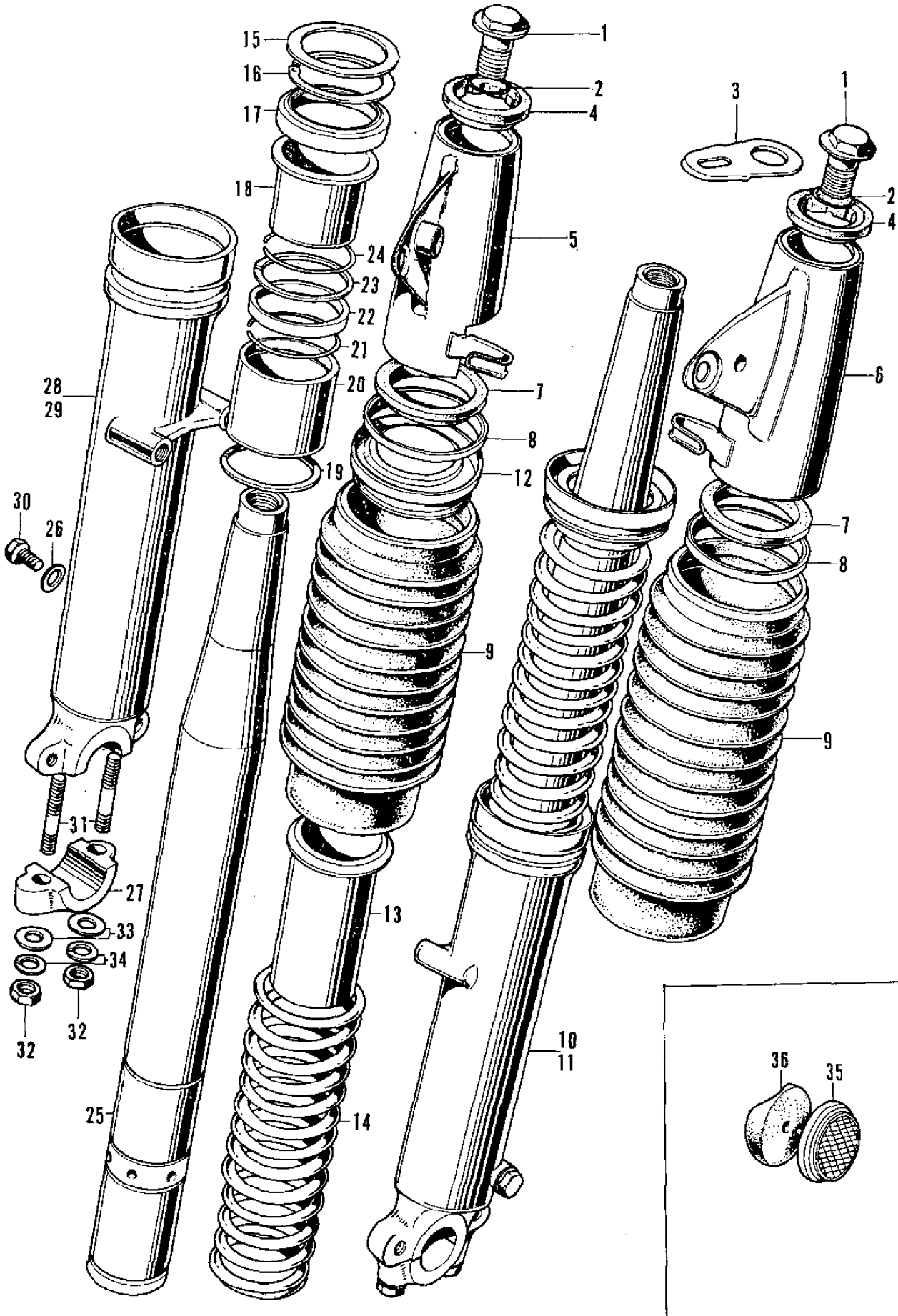
# F-1 Handle



## F-1 Handle

Ref. No.	Part No.	Description	Reqd. No. CL450	Remarks
21	35315-235-000	KNOB, lighting switch .....	1	
22	35318-259-000	SPRING, horn button .....	2	
23	35317-001-310	BUTTON, horn button push .....	2	
24	35250-292-003	SWITCH ASSY., winker horn .....	1	
25	35317-235-000	KNOB, horn switch .....	1	
26	53100-294-000	PIPE, steering handle .....	1	
27	90535-292-000	WASHER, handle cushion .....	2	
28	53133-283-010	RUBBER, handle cushion.....	4	
29	53132-292-010	HOLDER, under, handle pipe.....	2	
30	53230-292-010	BRIDGE, fork top .....	1	~1012268
○	53230-292-020	BRIDGE, fork top .....	1	CL450-1012269~1012468
○	53230-292-030	BRIDGE, fork top .....	1	CL450-1012469~
31	92000-08032-0B	BOLT, hex., 8×32 .....	4	
32	92000-08074-0B	BOLT, hex., 8×74 .....	1	
33	93500-05025-0A	SCREW, pan, 5×25 .....	4	
34	94001-05000-0S	NUT, hex., 5 mm.....	1	
35	94001-06000	NUT, hex., 6 mm.....	2	
36	94001-08000-0S	NUT, hex., 8 mm.....	2	
37	94001-08020-0S	NUT, hex., 8 mm.....	1	~1018315
38	95010-16000	CAP, A-type, control lever .....	2	~1011107
○	53180-286-000	CAP, control lever .....	2	CL450-1011108~
○39	93500-05006-0A	SCREW, pan 5×6 .....	1	CL450-1018316~

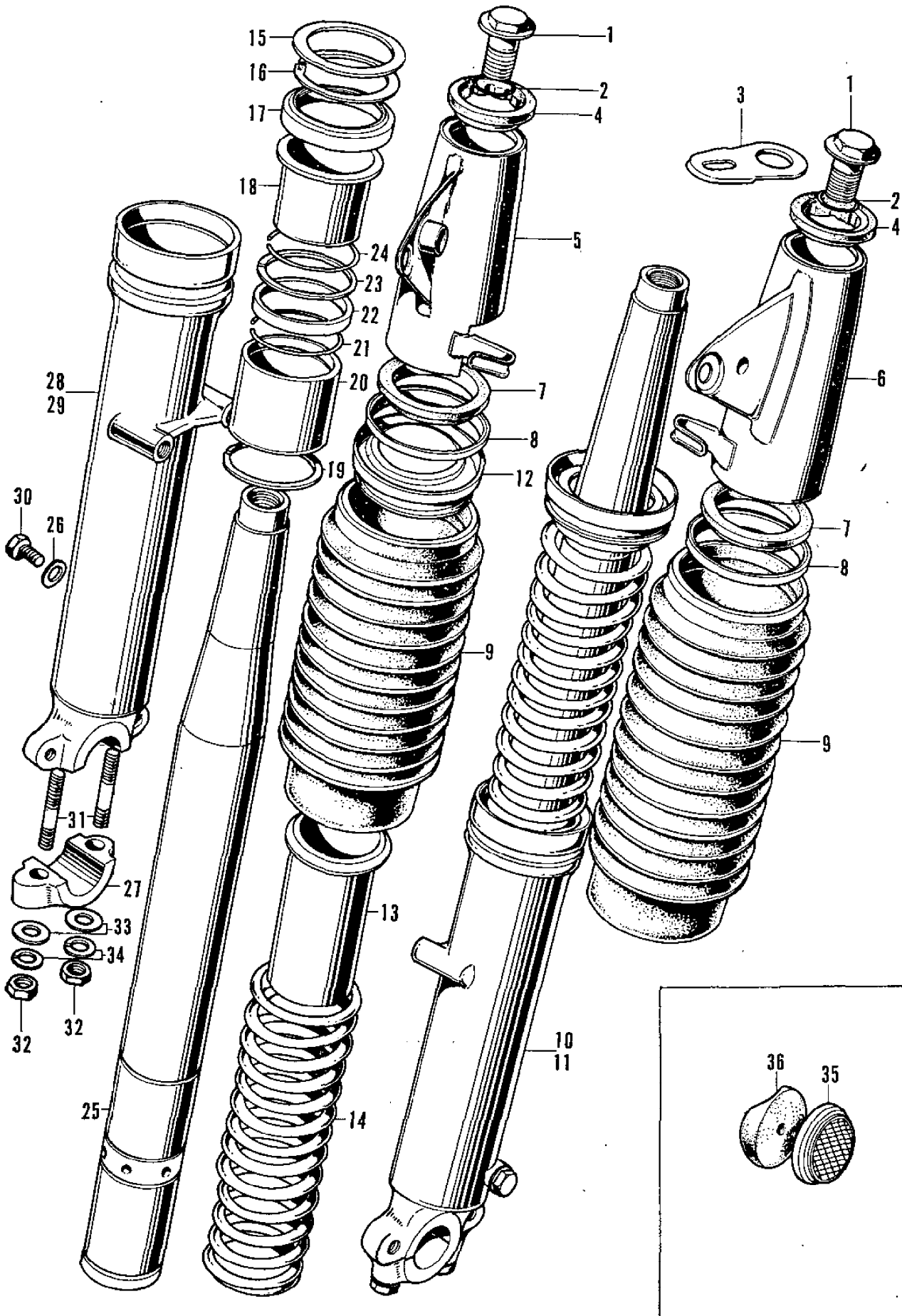
# F-2 Front Cushion



## F-2 Front Cushion

Ref. No.	Part No.	Description	Reqd. No. CL450	Remarks
1	90123-292-000	BOLT, front fork.....	2	
2	91304-703-000	O-RING, 12mm .....	2	
3	53126-292-670	KEEPER, helmet.....	1	
4	51601-292-010	CUSHION, fork cover upper .....	2	
5	51602-292-020B	COVER, right front fork (Black) .....	1	~1012468
	51602-292-020Z	COVER, right front fork (Non sanding) ...	1	~1012468
○	51602-292-030B	COVER, right front fork (Black) .....	1	CL450-1012469~
○	51602-292-030Z	COVER, right front fork (Non sanding) ...	1	CL450-1012469~
○	51602-294-670B	COVER, right front fork (Black) .....	1	CL450-1013409~
		(Used in U.S.A.)		
○	51602-294-670Z	COVER, right front fork (Non sanding) ...	1	CL450-1013409~
		(Used in U.S.A.)		
6	51606-292-020B	COVER, left front fork (Black) .....	1	~1012468
	51606-292-020Z	COVER, left front fork (Non sanding).....	1	~1012468
○	51606-292-030B	COVER, left front fork (Black) .....	1	CL450-1012469~
○	51606-292-030Z	COVER, left front fork (Non sanding).....	1	CL450-1012469~
○	51606-294-670B	COVER, left front fork (Black) .....	1	CL450-1013409~
		(Used in U.S.A.)		
○	51606-294-670Z	COVER, left front fork (Non sanding).....	1	CL450-1013409~
		(Used in U.S.A.)		
7	51622-292-010	CUSHION, fork cover lower .....	2	
8	51625-292-300	PACKING, front fork rib.....	2	
9	51611-292-020	BOOT, front fork .....	2	
10	51400-292-010	CUSHION ASSY., right front .....	1	
11	51500-292-010	CUSHION ASSY., left front .....	1	
12	51612-292-010	CAP, spring seat .....	2	
13	51613-292-000	SEAT, spring .....	2	
14	51401-292-010	SPRING, front cushion .....	2	
15	90550-292-000	WASHER, spring seat .....	2	

## F-2 Front Cushion

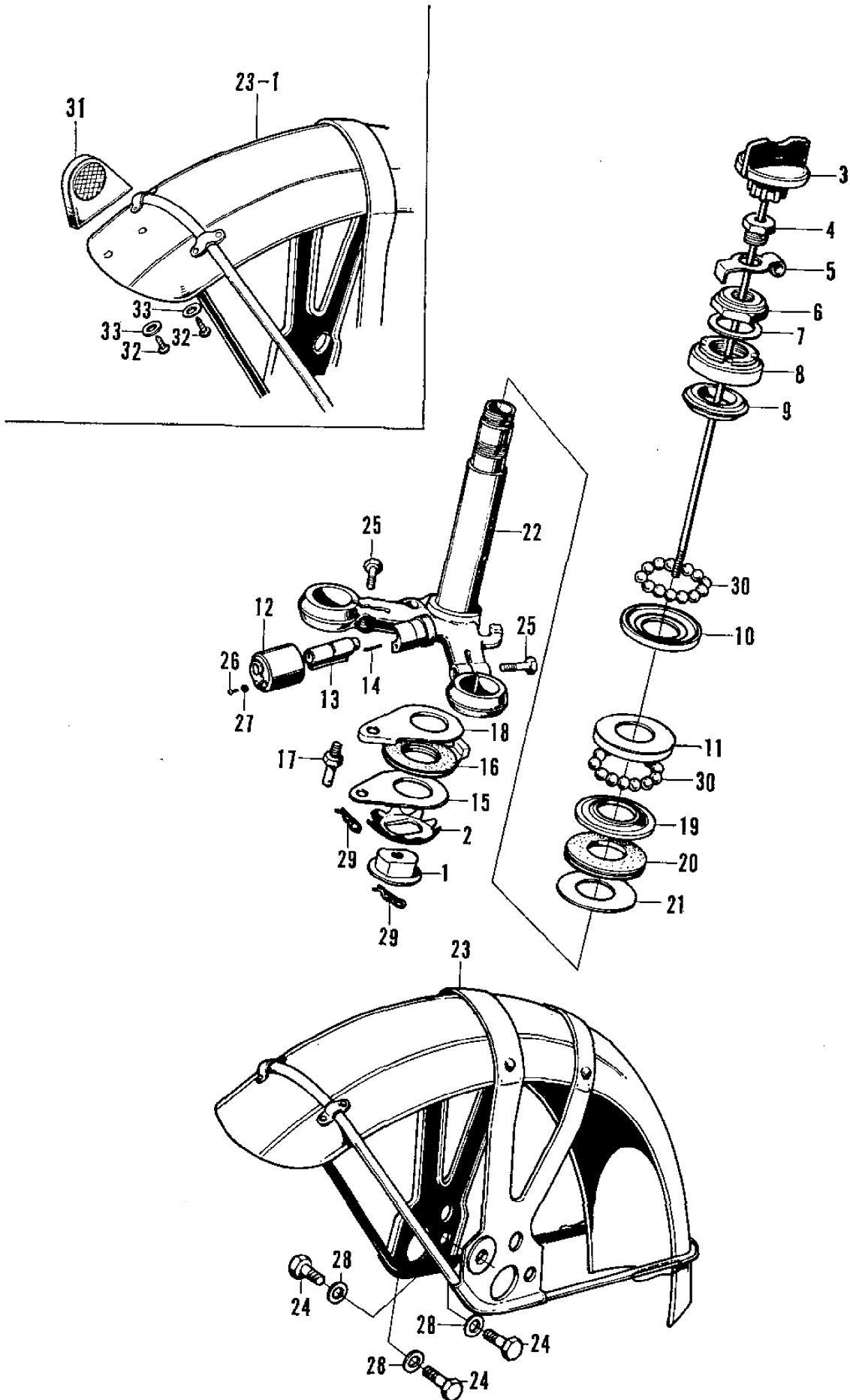




## F-2 Front Cushion

Ref. No.	Part No.	Description	Reqd. No. CL450	Remarks
16	90601-292-000	CIR-CLIP, internal, 47 mm .....	2	
17	91255-292-003	OIL-SEAL, 354611 (ARAI) .....	2	
	91255-292-005	OIL-SEAL, 354611 (NOK) .....	2	
18	51451-292-000	GUIDE, front fork pipe.....	2	
19	51445-273-000	RING, fork piston snap.....	2	
20	51442-292-000	PISTON, front fork .....	2	
21	51447-273-000	RING, piston stopper .....	2	
22	51443-273-000	VALVE, front damper .....	2	
23	51446-273-000	RING, fork valve stopper .....	2	
24	51444-273-000	RING, fork pipe stopper .....	2	
25	51410-292-000	PIPE, front fork .....	2	
26	90543-273-000	PACKING, drain cock .....	2	
27	51634-292-000	HOLDER, front axle .....	2	
28	51420-292-010	CASE, bottom, right front fork .....	1	
29	51520-292-010	CASE, bottom, left front fork .....	1	
30	92000-06010	BOLT, hex., 6×10 .....	2	
31	92700-08049	BOLT, stud, 8×49 .....	4	
32	94001-08000-0S	NUT, hex., 8 mm.....	4	
33	94101-08000	WASHER, plain, 8 mm .....	4	
34	94111-08000	WASHER, spring, 8 mm .....	4	
○35	33741-286-670	REFLECTOR, front reflex .....	2	CL450-1013409~ (Used in U.S.A.)
○36	33743-286-670	BASE, front reflex reflector .....	2	CL450-1013409~ (Used in U.S.A.)

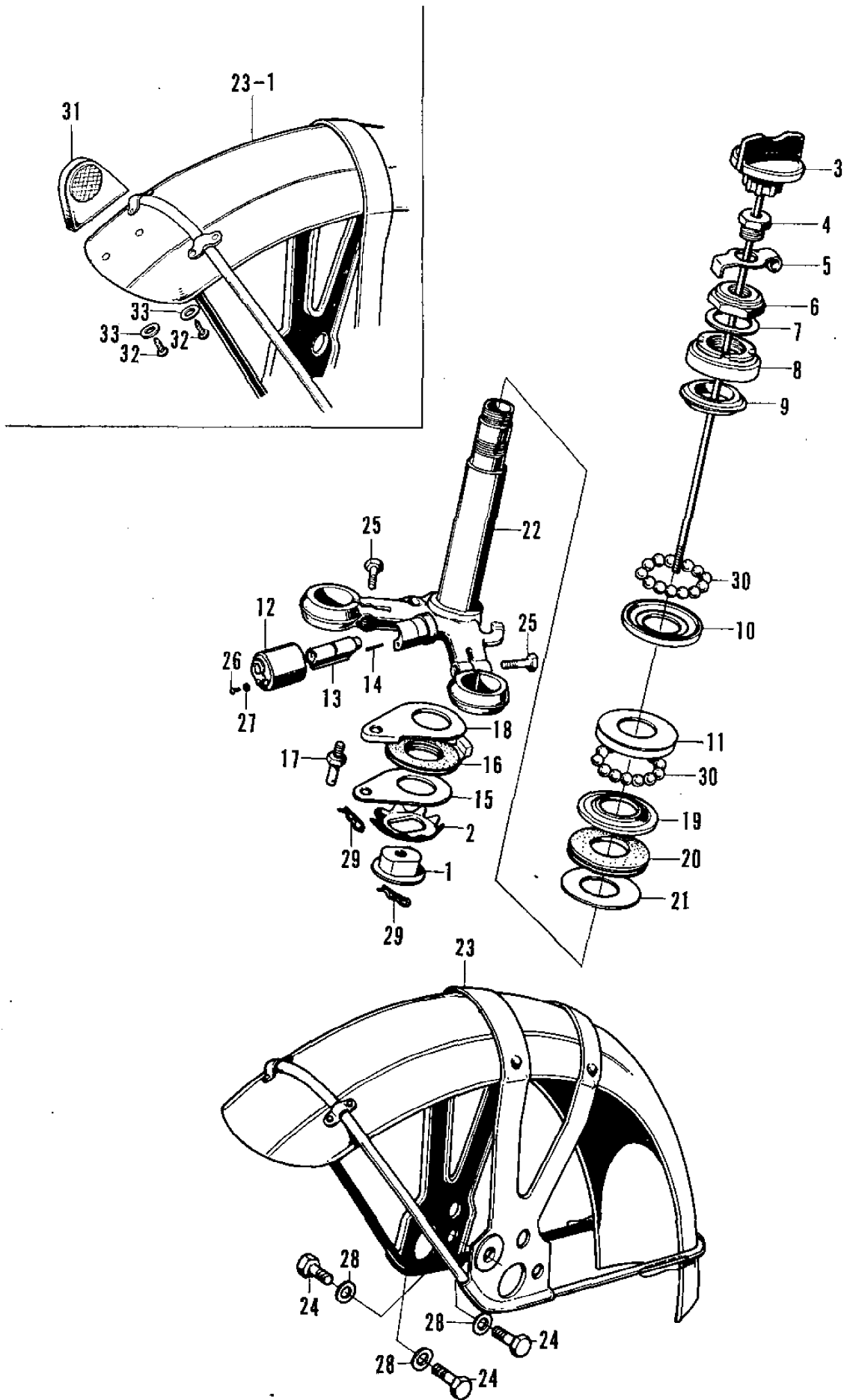
# F-3 Steering Stem - Front Fender



### F-3 Steering Stem · Front Fender

Ref. No.	Part No.	Description	Reqd. No. CL450	Remarks
1	53764-283-000	NUT, steering damper spring .....	1	
2	53763-216-000	SPRING, steering damper.....	1	
3	53740-292-000	KNOB, steering damper .....	1	
4	90131-268-010	BOLT, damper lock spring set .....	1	
5	53765-283-000	SPRING, steering damper lock .....	1	
6	90304-283-010	NUT, steering stem.....	1	
7	90503-283-000	WASHER, steering stem .....	1	
8	53220-283-010	THREAD, steering head top .....	1	
9	53211-268-305	RACE, steering top cone .....	1	
10	50301-268-305	RACE, steering top ball .....	1	
11	50302-268-305	RACE, steering bottom ball.....	1	
12	53215-230-000	COVER, handle lock case.....	1	
13	53600-230-000	LOCK, handle .....	1	
14	53631-268-020	SPRING, handle lock.....	1	
15	53762-268-010	PLATE B, steering damper .....	1	
16	53750-268-010	DISK, steering damper friction .....	1	~102308
○	53750-292-000	DISK, steering damper friction .....	1	CL450-102309~
17	90118-268-000	BOLT, friction disk anchor .....	1	
18	53761-268-020	PLATE A, steering damper.....	1	~1012308
○	53761-292-000	PLATE A, steering damper.....	1	CL450-1012309~
19	53212-250-305	RACE, steering bottom cone .....	1	
20	53124-250-000	DUST-SEAL, steering head.....	1	

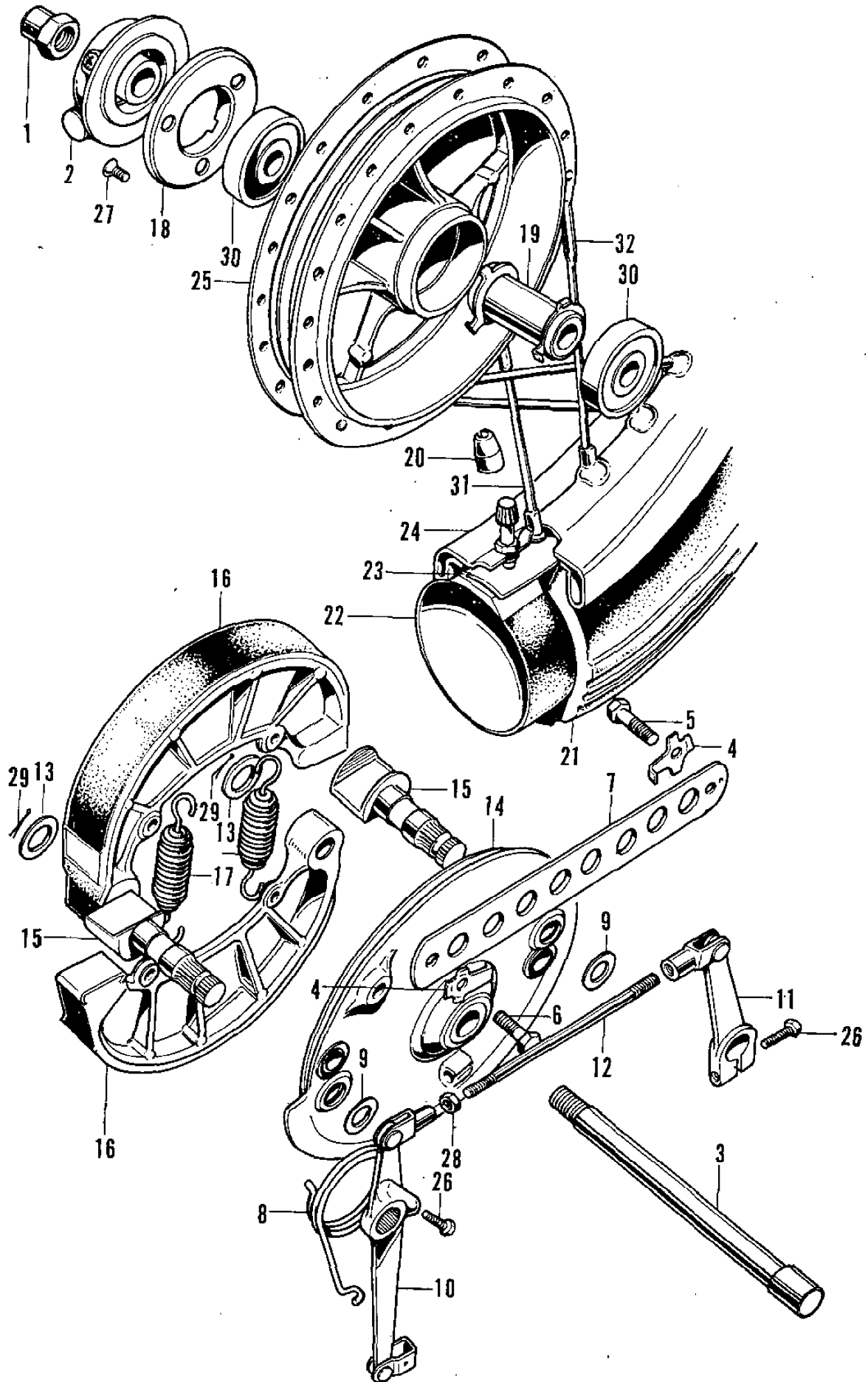
# F-3 Steering Stem · Front Fender



### F-3 Steering Stem · Front Fender

Ref. No.	Part No.	Description	Reqd. No. CL450	Remarks
21	53215-250-000	WASHER, steering head dust-seal .....	1	
22	53200-292-000B	STEM, steering (Black).....	1	~1012468
	53200-292-000Z	STEM, steering (Non sanding) .....	1	~1012468
○	53200-292-010B	STEM, steering (Black).....	1	CL450-1012469~
○	53200-292-010Z	STEM, steering (Non sanding) .....	1	CL450-1012469~
○	53200-292-611B	STEM COMP., steering (Black)..... (Used in Germany)	1	CL450-1014209~
	53200-292-611Z	STEM COMP., steering (Non sanding) ... (Used in Germany)	1	CL450-1014209~
○23	61100-294-670XW	FENDER, front (Chrome) .....	1	~1010956
			1	CL450-1013410~
○	61100-294-670Z	FENDER, front (Non sanding) .....	1	~1010956
			1	CL450-1013410~
○23-1	61100-294-671XW	FENDER, front (Chrome) .....	1	CL450-1010957~1013409
		(Used in U.S.A.)		
24	92000-06016	BOLT, hex., 6×16 .....	3	
25	92000-10036-0A	BOLT, hex., 10×36 .....	2	
26	93500-03008	SCREW, pan, 3×8.....	1	~1012468
○	93500-03008-0A	SCREW, pan, 3×8.....	1	CL450-1012469~
27	94101-03000	WASHER, plain, 3 mm.....	1	
28	94101-06000	WASHER, plain, 6 mm.....	7	
29	94251-06000	PIN, lock, 6 mm .....	2	
30	96211-08000	BALL, steel, #8 (1/4").....	37	
○31	33741-077-671	REFLECTOR ASSY., front reflex..... (Used in U.S.A.)	1	CL450-1010957~1013409
○32	93901-34210	SCREW, tapping 4×10 (Used in U.S.A.)...	2	CL450-1010957~1013409
○33	94101-04000	WASHER, plain, 4 mm (Used in U.S.A.)...	2	CL450-1010957~1013409

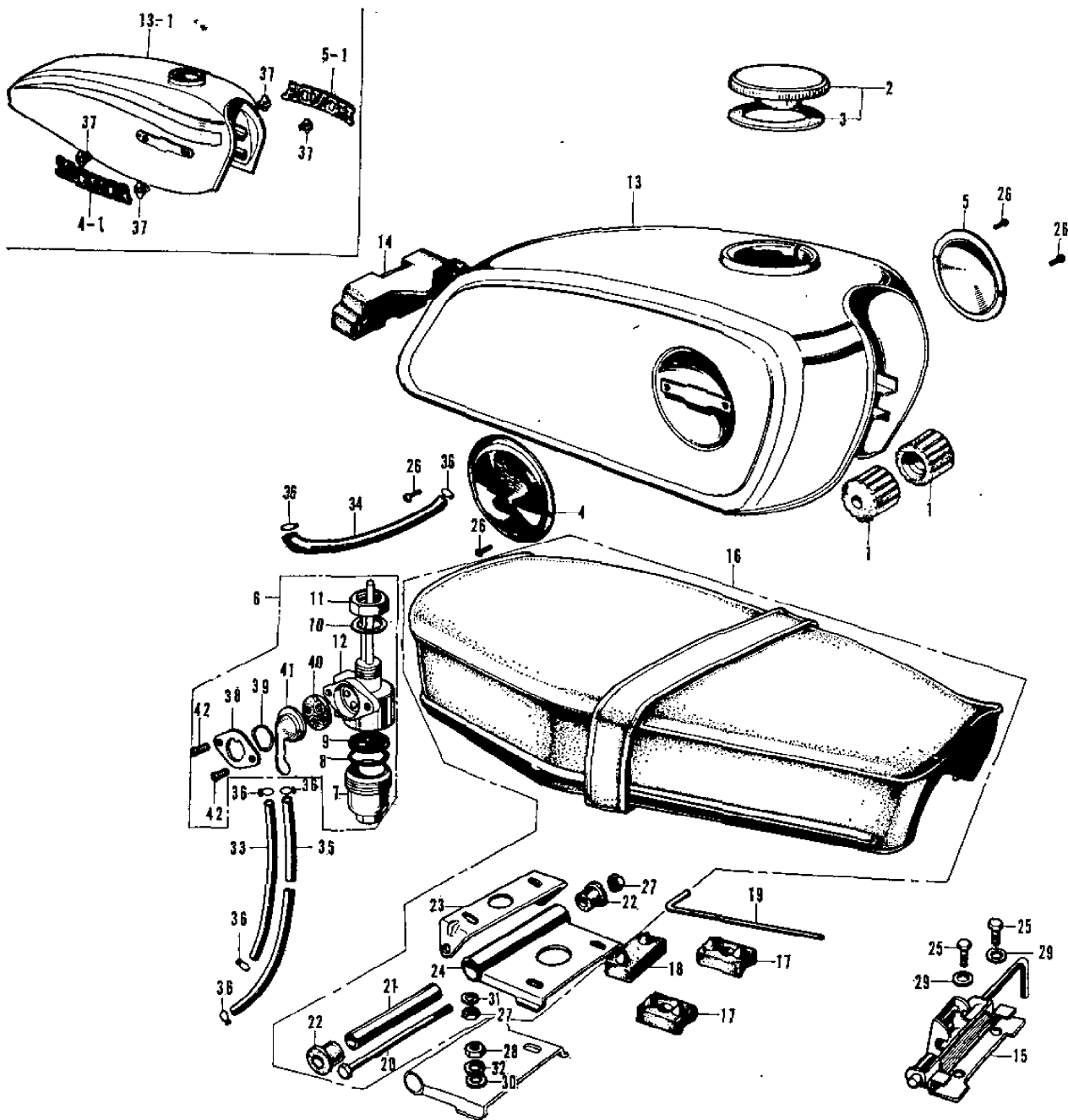
# F-4 Front Wheel



## F-4 Front Wheel

Ref. No.	Part No.	Description	Reqd. No. CL450	Remarks
26	92000-06020-02	BOLT, hex., 6×20 .....	2	
27	93600-06012	SCREW, flat, 6×12 .....	3	
28	94001-06020	NUT, hex., 6 mm .....	1	
29	94201-25200	PIN, split, 25 mm .....	2	
○30	96140-63020	BEARING, ball, 6302R .....	2	
31	97309-521501	SPOKE B, #9×155 (Inside).....	20	
32	97548-521491	SPOKE B, #9×154.5 (Outside) .....	20	

# F-5 Fuel Tank - Double Seat

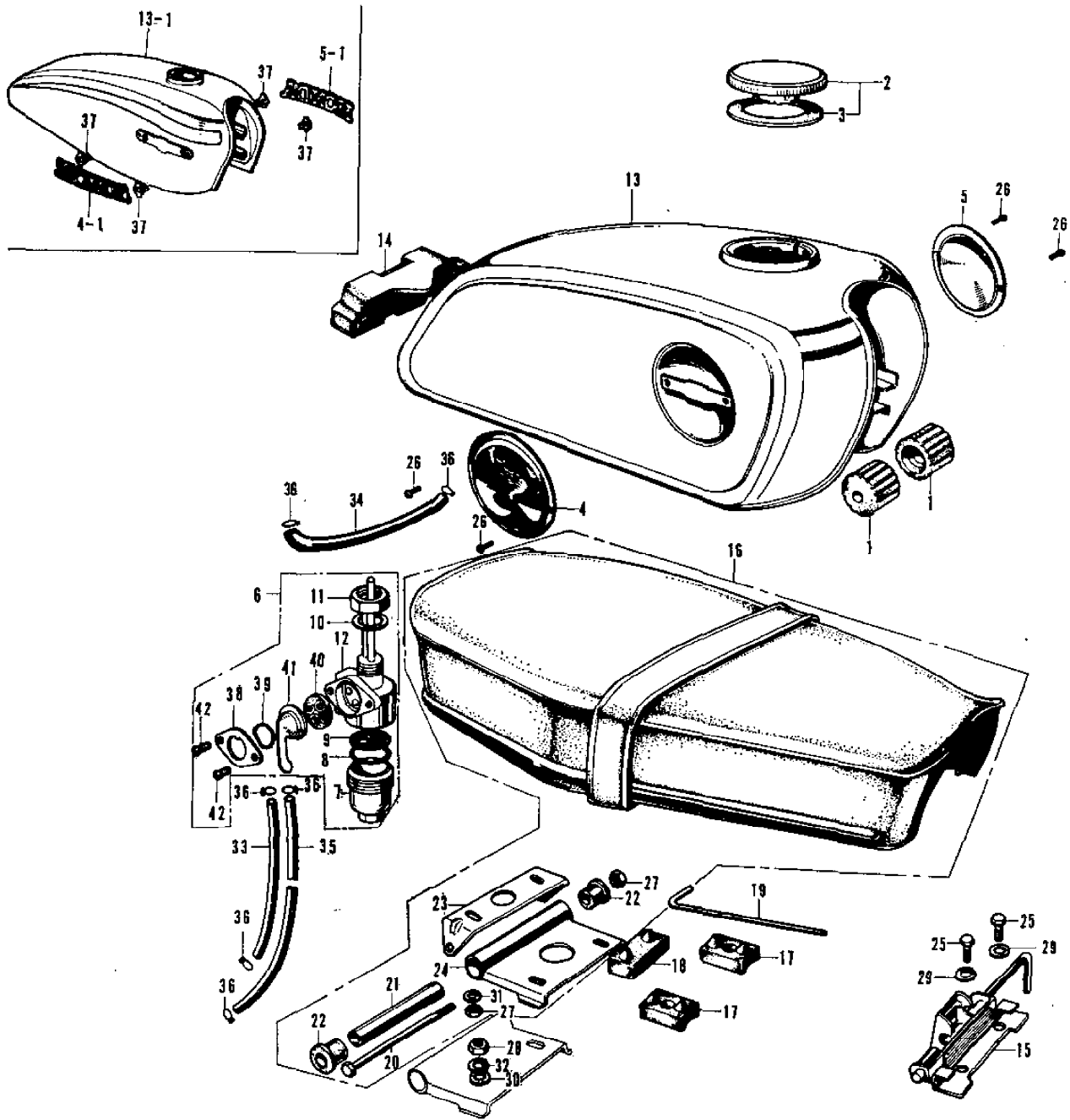




## F-5 Fuel Tank · Double Seat

Ref. No.	Part No.	Description	Reqd. No. CL450	Remarks
1	17611-283-010	CUSHION, front fuel tank .....	2	
2	17620-292-020	CUP, fuel filler .....	1	
3	17631-259-000	PACKING, fuel filler cap.....	1	
○ 4	87121-292-000	(Superseded by 87121-292-010 with 93700-03006-0F)	1	~1010300
○	87121-292-010	(Superseded by 87121-292-020 with 93500-03006-0F)	1	
○	87121-292-020	EMBLEM, right fuel tank .....	1	CL450-1010301~1012468
○ 4-1	87121-294-670	EMBLEM, right fuel tank .....	1	CL450-1012467~
5	87122-292-000	(Superseded by 87122-292-010 with 93700-03006-0F)	1	~1010300
○	87122-292-010	(Superseded by 87122-292-020 with 93500-03006-0F)	1	CL450-1010301~
○	87122-292-020	EMBLEM, left fuel tank .....	1	CL450-1010301~1012468
○ 5-1	87122-294-670	EMBLEM, left fuel tank .....	1	CL450-1012469~
6	16950-292-005	COCK ASSY., fuel.....	1	
7	16952-283-000	CAP, fuel strainer .....	1	
8	16955-283-000	PACKING, cock .....	1	
9	16954-283-000	SCREEN .....	1	
10	16956-283-000	PACKING, joint nut .....	1	
11	90303-268-000	NUT, joint.....	1	
12	16951-292-005	(Not for sale)		
○	16951-292-000	BODY, fuel cock.....	1	
13	17500-294-670T	TANK, fuel (Metallic silver) .....	1	~1012468
	17500-294-670XJ	TANK, fuel (Candy red) .....	1	~1012468
	17500-294-670XK	TANK, fuel (Candy blue).....	1	~1012468
	17500-294-670Z	TANK, fuel (Non sanding) .....	1	~1012468
○13-1	17500-294-671T	TANK, fuel (Metallic silver) .....	1	CL450-1012469~
○	17500-294-671XJ	TANK, fuel (Candy red) .....	1	CL450-1012469~
○	17500-294-671XK	TANK fuel (Candy blue) .....	1	CL450-1012469~
○	17500-294-671Z	TANK, fuel (Non sanding) .....	1	CL450-1012469~
14	17613-292-000	CUSHION, rear, fuel tank .....	1	
15	77230-292-000	CATCH ASSY., seat.....	1	

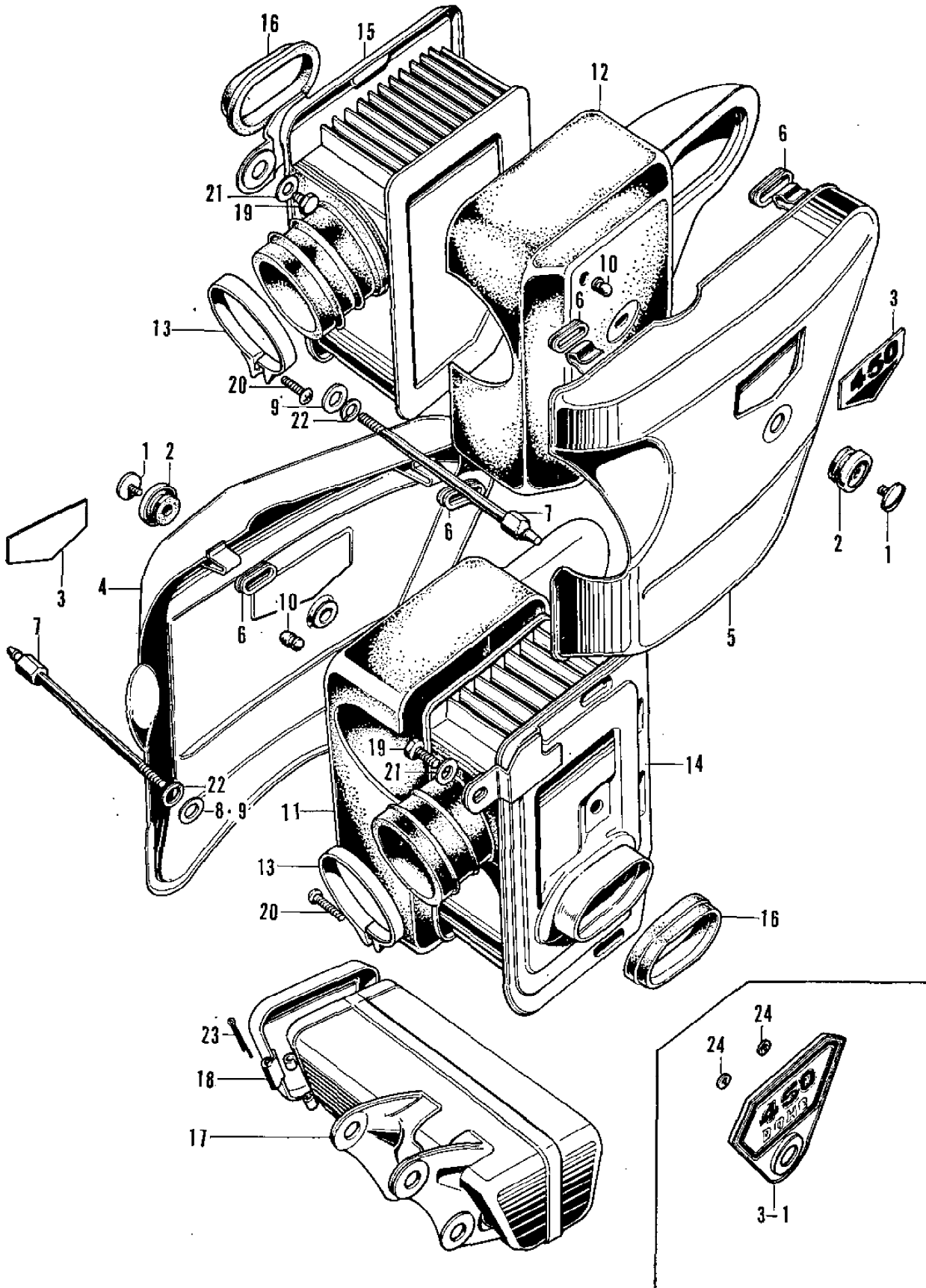
# F-5 Fuel Tank · Double Seat



## F-5 Fuel Tank · Double Seat

Ref. No.	Part No.	Description	Reqd. No. CL450	Remarks
16	77200-294-010A	SEAT COMP., double (Black) .....	1	~1012468
○	77200-294-020A	SEAT COMP., double (Black) .....	1	CL450-1012469~
17	77204-292-000	RUBBER, seat setting .....	2	
18	77205-292-010	RUBBER B, seat setting .....	1	
19	77216-292-000	BAR, seat stopper .....	1	
20	90101-292-000	BOLT, seat hinge .....	1	
21	77212-292-000	COLLAR, seat hinge .....	1	
22	77213-292-000	RUBBER, seat hinge .....	2	
23	77214-292-000B	PLATE, seat hinge (Black) .....	1	
24	77215-292-010B	BRACKET, seat (Black) .....	1	
25	92000-06012	BOLT, hex., 6×12 .....	2	
26	93500-03008-0B	SCREW, pan, 3×8 .....	4	
	93700-03006-0F	SCREW, oval, 3×6 .....	4	
○	93500-03006-0F	SCREW, pan 3×6 .....	4	~1012468
27	94001-06000	NUT, hex., 6 mm .....	3	
28	94001-08000	NUT, hex., 8 mm .....	2	
29	94101-06000	WASHER, plain, 6 mm .....	2	
30	94101-08000	WASHER, plain, 8 mm .....	2	
31	94111-06000	WASHER, spring, 6 mm .....	2	
32	94111-08000	WASHER, spring, 8 mm .....	2	
33	95001-50110	TUBE, fuel, 5×110 .....	1	
34	95001-50220	TUBE, fuel, 5×220 .....	1	
35	95001-50320	TUBE, fuel, 5×320 .....	1	
36	95002-50000	CLIP, fuel tube, 5φ .....	6	
○37	87311-516-000	NUT, rear ornament clamp .....	4	CL450-1012469~
○38	16961-298-000	PLATE, lever setting .....	1	
○39	16956-816-004	SPRING, cock lever .....	1	
○40	16953-283-000	PACKING, cock valve .....	1	
○41	16953-298-000	LEVER, fuel cock .....	1	
○42	93500-03006-0F	SCREW, pan, 3×6 .....	2	

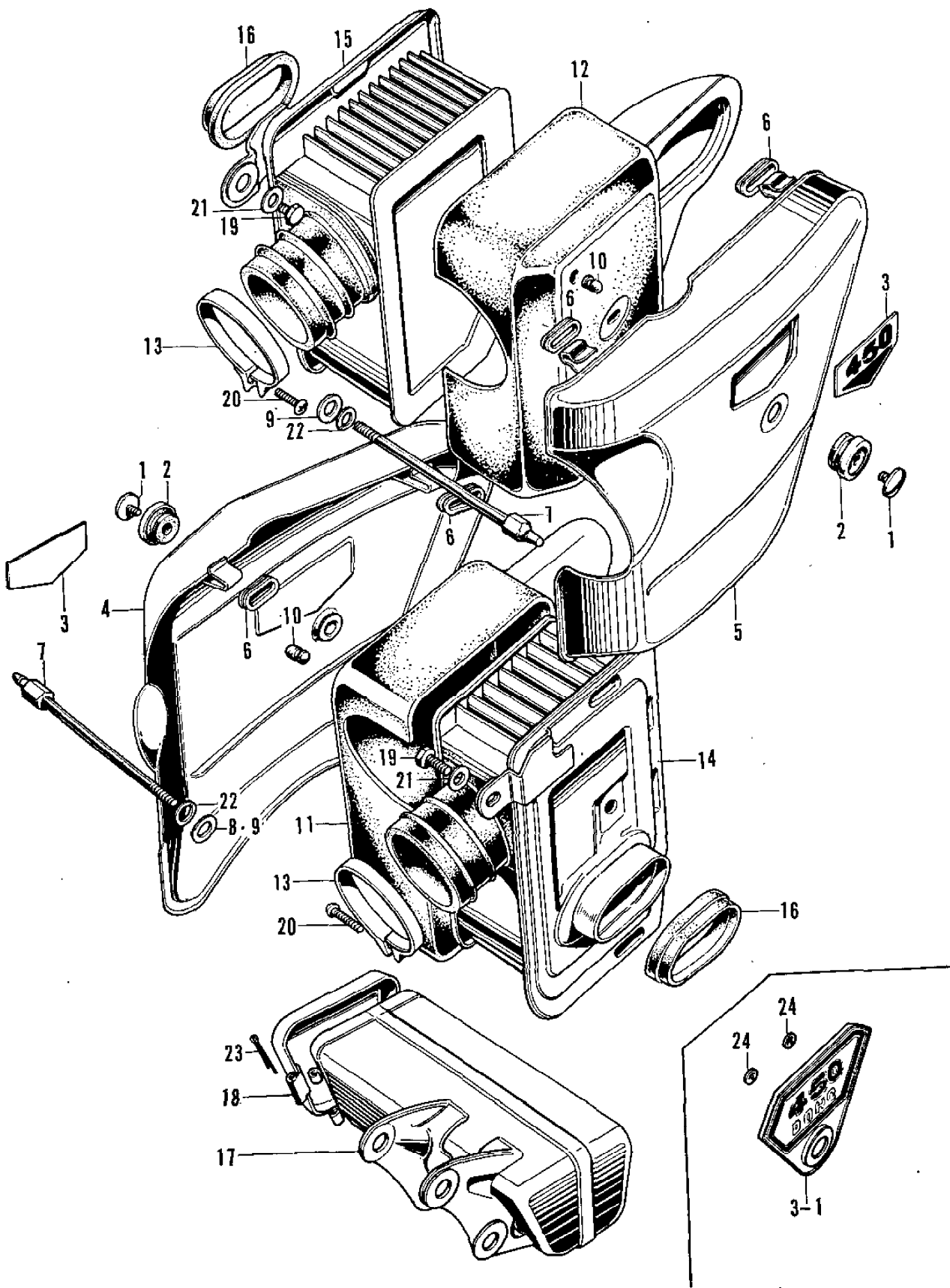
# F-6 Air Cleaner · Tool Box



## F-6 Air Cleaner · Tool Box

Ref. No.	Part No.	Description	Reqd. No. CL450	Remarks
1	90113-292-000	BOLT, air cleaner case setting .....	2	CL450-1000024~
2	17245-292-000	GROMMET B, air cleaner case.....	2	~1000023
	17245-292-010	RUBBER, air cleaner case ornament .....	2	CL450-1000024~
3	87130-294-000	EMBLEM, air cleaner case .....	2	~1012468
	87130-294-010	EMBLEM, air cleaner case .....	2	CL450-1012469~
4	17231-294-010T	CASE, right air cleaner (Metallic silver)...	1	~1012468
	17231-294-010XJ	CASE, right air cleaner (Candy red) .....	1	~1012468
	17231-294-010XK	CASE, right air cleaner (Candy blue) .....	1	~1012468
	17231-294-010Z	CASE, right air cleaner (Non sanding) ...	1	~1012468
○	17231-294-020T	CASE, right air cleaner (Metallic silver)...	1	CL450-1012469~
○	17231-294-020XJ	CASE, right air cleaner (Candy red) .....	1	CL450-1012469~
○	17231-294-020XK	CASE, right air cleaner (Candy blue) .....	1	CL450-1012469~
○	17231-294-020Z	CASE, right air cleaner (Non sanding) ...	1	CL450-1012469~
5	17331-294-010T	CASE, left air cleaner (Metallic silver) ...	1	~1012468
	17331-294-010XJ	CASE, left air cleaner (Candy red) .....	1	~1012468
	17331-294-010XK	CASE, left air cleaner (Candy blue).....	1	~1012468
	17331-294-010Z	CASE, left air cleaner (Non sanding) .....	1	~1012468
○	17331-294-020T	CASE, left air cleaner (Metallic silver) ...	1	CL450-1012469~
○	17331-294-020XJ	CASE, left air cleaner (candy red) .....	1	CL450-1012469~
○	17331-294-020XK	CASE, left air cleaner (Candy blue).....	1	CL450-1012469~
○	17331-294-020Z	CASE, left air cleaner (Non sanding) .....	1	CL450-1012469~
6	17247-292-010	GROMMET A, air cleaner .....	4	
7	90110-292-000	BOLT, right air cleaner setting .....	1	~1000023
	90110-292-010	BOLT, air cleaner setting.....	2	CL450-1000024~
8	90534-292-303	WASHER, air cleaner setting .....	1	~1000023
9	90465-283-000	WASHER, air cleaner setting .....	1	~1000023
			2	CL450-1000024~
10	17257-268-000	RUBBER, air cleaner shock proof.....	2	
11	17214-283-000	COVER, right air cleaner.....	1	
12	17313-283-000	COVER, left air cleaner .....	1	
13	17255-283-010	BAND, air cleaner connecting tube .....	2	
14	17211-292-014	ELEMENT, right air cleaner .....	1	
15	17311-292-014	ELEMENT, left air cleaner .....	1	

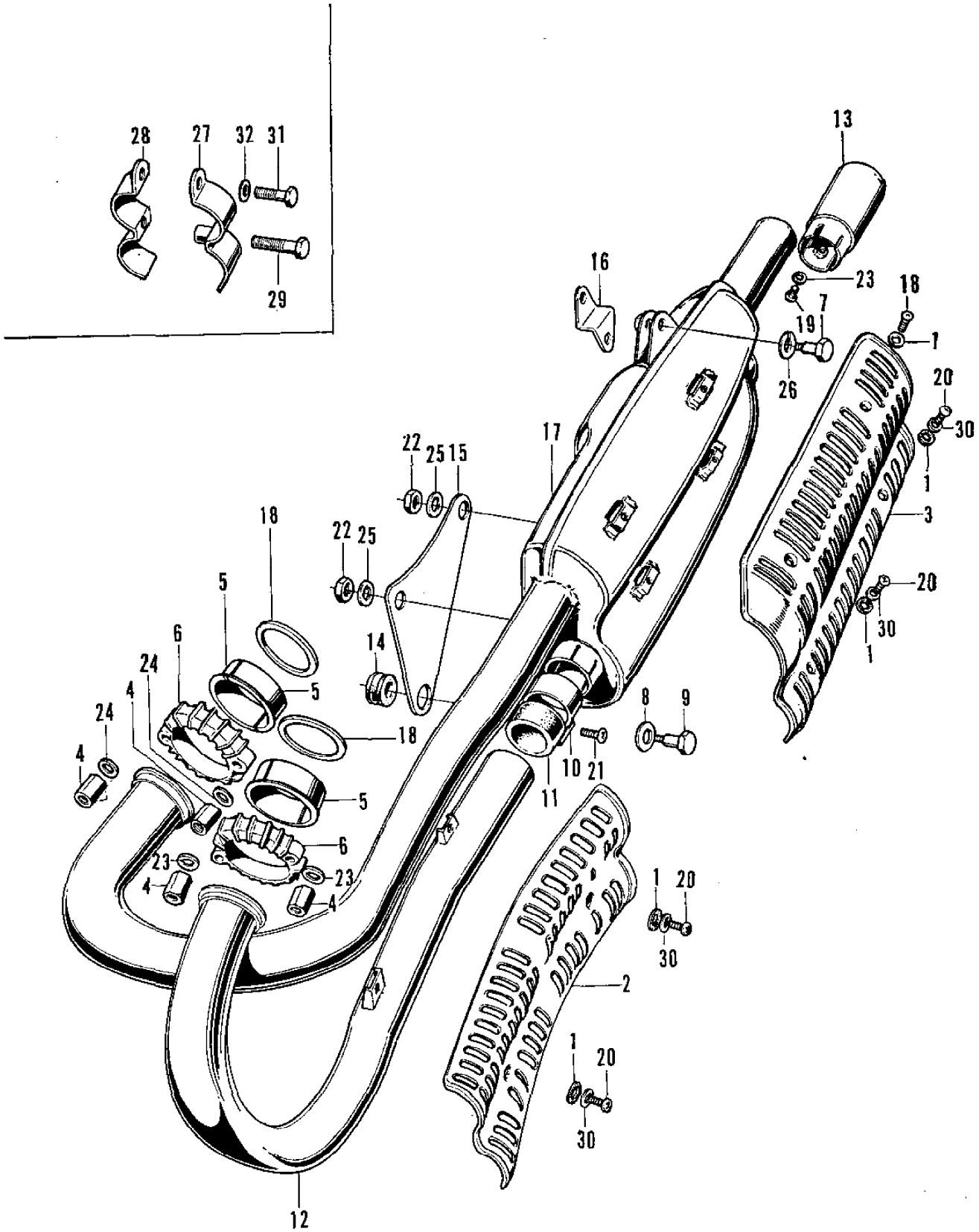
# F-6 Air Cleaner • Tool Box



## F-6 Air Cleaner · Tool Box

Ref. No.	Part No.	Description	Reqd. No. CL450	Remarks
16	17213-292-000	TUBE, air cleaner joint.....	2	
17	83500-283-010B	BOX, tool (Black) .....	1	
	83500-283-010Z	BOX, tool (Non sanding) .....	1	
18	83541-283-000B	CAP, tool box (Black) .....	1	
	83541-283-000Z	CAP, tool box (Non sanding).....	1	
19	92000-06010	BOLT, hex., 6×10 .....	2	
20	93500-05016-0A	SCREW, pan, 5×16 .....	2	
21	94101-06000	WASHER, plain, 6 mm .....	2	
22	94111-06000	WASHER, spring, 6 mm .....	2	
23	94201-25200	PIN, split, 25 mm.....	1	
○24	90313-512-000	NUT, push, round type, 3 mm .....	4	

# F-7 Exhaust Muffler

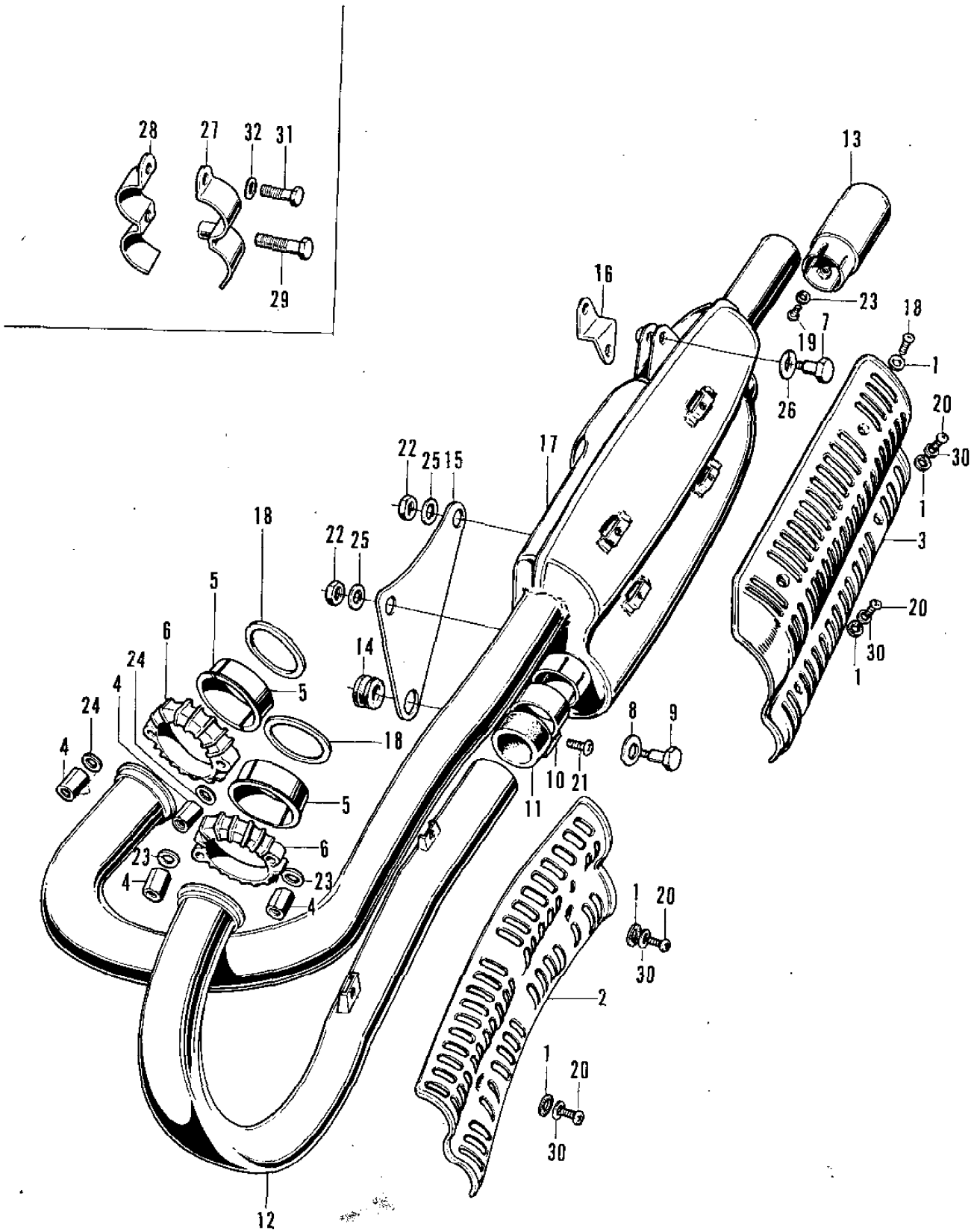




## F-7 Exhaust Muffler

Ref. No.	Part No.	Description	Reqd. No. CL450	Remarks
1	18292-254-000	PACKING, protector ..... (Superseded by 18292-290-000)	6	
	18292-290-000	PACKING, protector .....	12	
2	18325-294-000	PROTECTOR, exhaust pipe .....	1	
3	18315-294-000	PROTECTOR, muffler .....	1	
4	90311-283-000	NUT, exhaust pipe joint .....	4	~1004675
5	18233-283-010	COLLAR, exhaust pipe joint .....	4	
6	18231-283-010	JOINT, exhaust pipe ..... (Superseded by 18231-292-000)	2	
	18231-292-000	JOINT, exhaust pipe .....	2	~1004675
	18231-292-010	JOINT, exhaust pipe .....	2	CL450-1004676~1015908
○	18231-292-020	JOINT, exhaust pipe .....	2	CL450-1015909~
7	90130-294-000	BOLT, muffler hanger .....	1	
8	90531-294-000	WASHER, 12.5 mm .....	1	
9	90156-292-671	BOLT, rear fender setting .....	1	
10	18371-294-000	BAND, muffler.....	1	
11	18391-277-020	PACKING, muffler ..... (Superseded by 18391-294-000)	1	~1001709
	18391-294-000	(Superseded by 18391-317-000) .....		
○	18391-317-000	PACKING, muffler .....	1	CL450-1001710~
12	18420-294-000	PIPE, exhaust, left .....	1	
13	18311-294-000	PIPE, tail .....	1	
14	80102-292-670	RUBBER, rear fender setting .....	1	
15	18353-294-010B	BRACKET, muffler (Black).....	1	
16	18340-294-010	STAY, muffler hanger .....	1	
17	18300-294-010	MUFFLER, exhaust, right .....	1	
18	18291-283-010	GASKET, exhaust pipe.....	2	
19	93500-05008-0A	SCREW, pan, 5×8.....	1	
20	93500-06012	SCREW, pan, 6×12 .....	6	

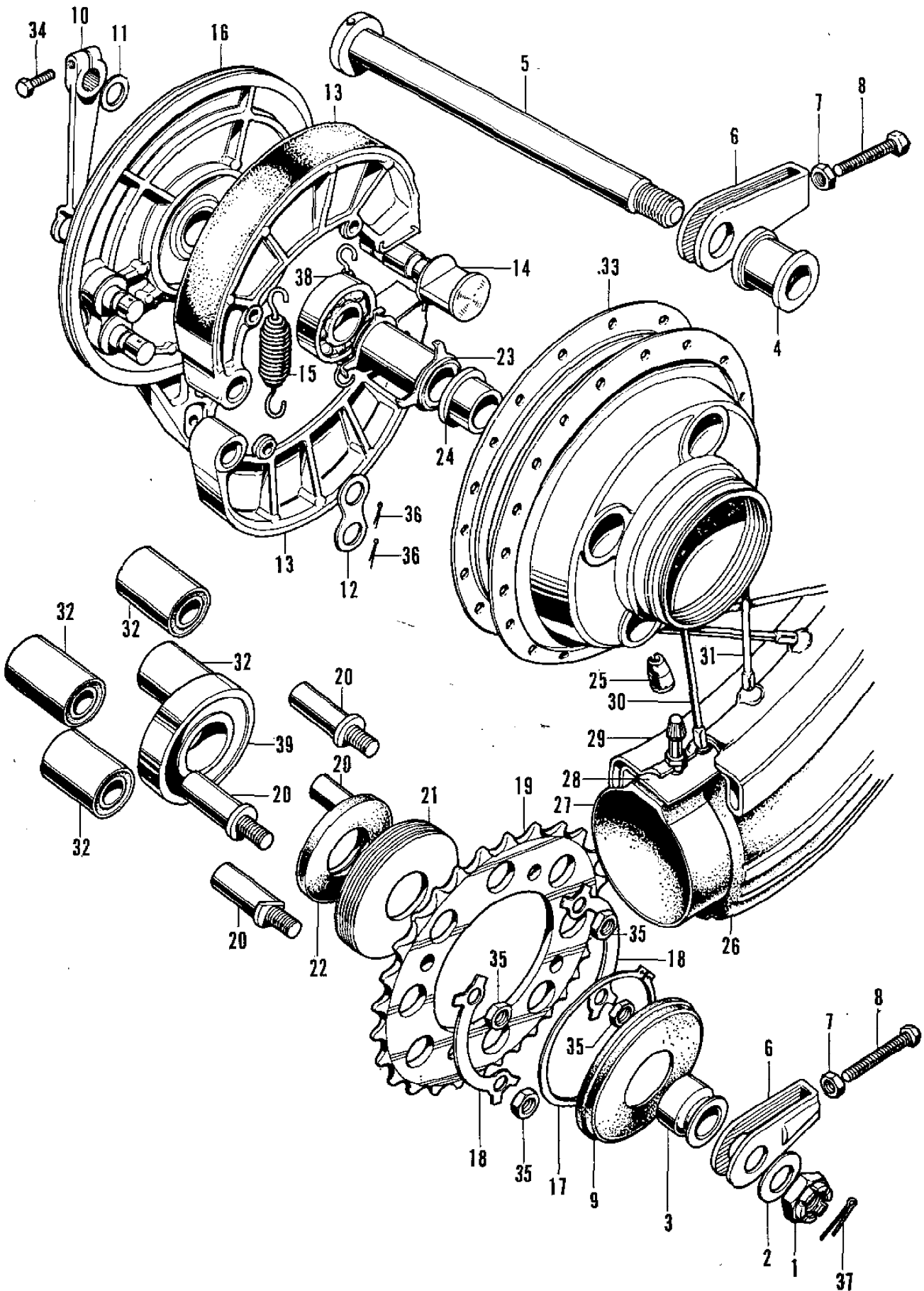
# F-7 Exhaust Muffler



## F-7 Exhaust Muffler

Ref. No.	Part No.	Description	Reqd. No. CL450	Remarks
21	93500-06016	SCREW, pan, 6×16 .....	1	
22	94001-08000	NUT, hex, 8 mm .....	6	
23	94111-05000	WASHER, spring, 5 mm .....	1	
24	94111-06000	WASHER, spring, 6 mm .....	4	
25	94111-08000	WASHER, spring, 8 mm .....	6	
26	94111-12000	WASHER, spring, 12 mm .....	1	
27	18395-290-303	HOLDER A, exhaust pipe .....	1	
28	18396-294-303	HOLDER B, exhaust pipe .....	1	
29	92000-08028-0A	BOLT, hex., 8×28 .....	1	
30	94101-06000	WASHER, plain, 6 mm.....	6	

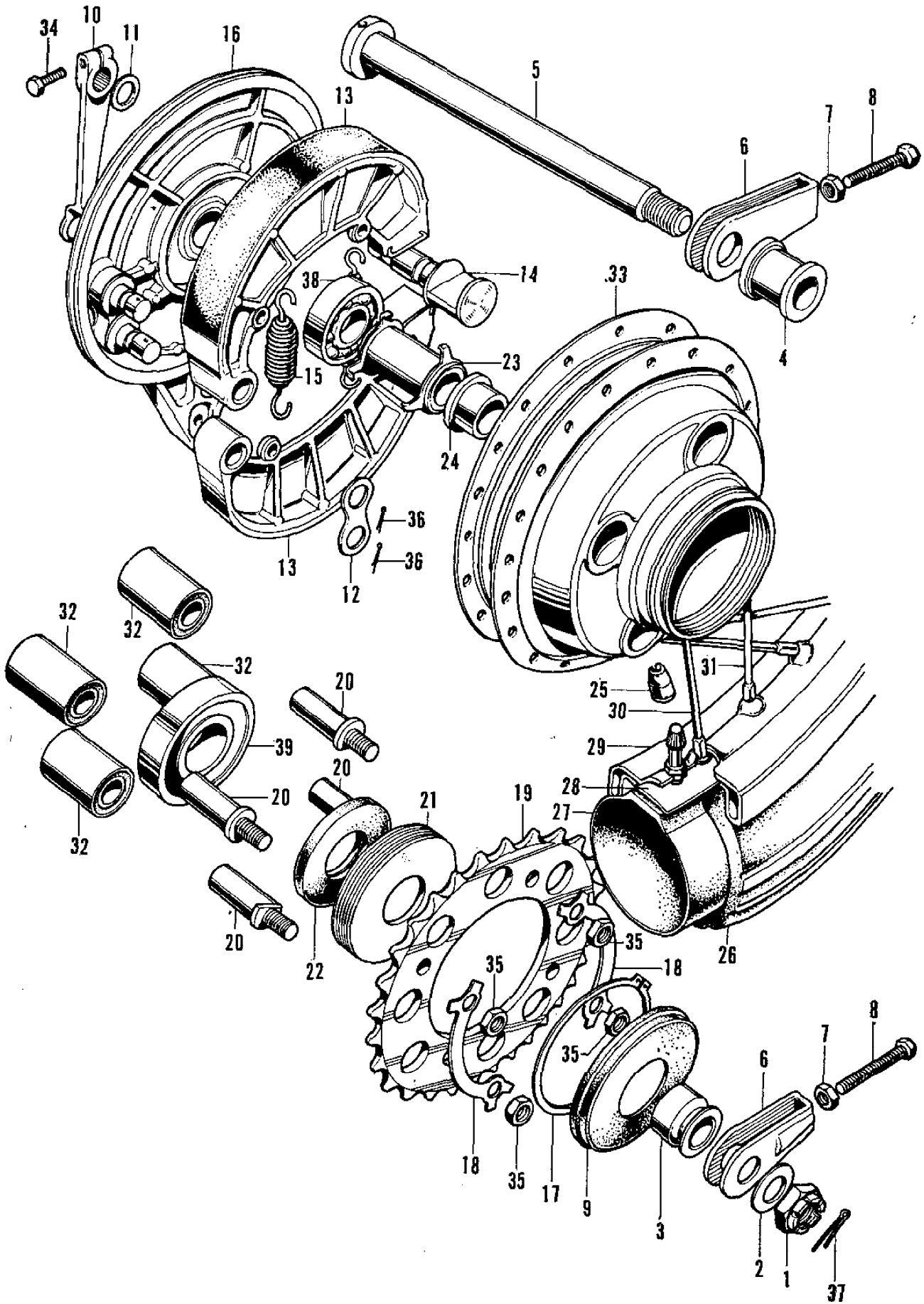
# F-8 Rear Wheel



## F-8 Rear Wheel

Ref. No.	Part No.	Description	Reqd. No. CL450	Remarks
1	90306-268-000	NUT, rear axle .....	1	
2	90523-292-000	WASHER, 18.5×34 .....	1	
3	42311-283-000	COLLAR, rear wheel side .....	1	
4	42313-292-000	COLLAR, rear brake panel side .....	1	
5	42301-292-000	AXLE, rear wheel .....	1	
6	40532-283-010	ADJUSTER, drive chain .....	2	
7	90307-283-000	NUT, chain adjusting .....	2	
8	90119-283-000	BOLT, chain adjusting .....	2	
9	42633-283-000	CAP, bearing retainer .....	1	
10	43411-283-000	ARM, rear brake .....	1	
11	45134-250-000	DUST-SEAL, brake cam.....	1	
12	43106-222-300	WASHER, rear brake anchor pin.....	1	
13	43120-283-000	SHOE, rear brake .....	2	
14	43141-216-000	CAM, rear brake .....	1	
15	43151-283-000	SPRING, brake shoe.....	2	
16	43100-283-000	PANEL, rear brake .....	1	
17	90665-283-000	CIR-CLIP, 73.8 mm .....	1	
18	90523-283-000	WASHR, tangued, 10 mm .....	2	
19	41201-283-000	SPROCKET, final driven (STD. 35T).....	1	
	41201-283-810	SPROCKET, final driven..... (Optional parts 34T)	(1)	
	41201-283-820	SPROCKET, final driven..... (Optional parts 36T)	(1)	
	41201-283-830	SPROCKET, fianl driven..... (Optional parts 38T)	(1)	
	41201-283-840	SPROCKET, final driven..... (Optional parts 39T)	(1)	
	41201-283-850	SPROCKET, final driven..... (Optional parts 37T)	(1)	
	41201-283-860	SPROCKET, final driven..... (Optional parts 32T)	(1)	
	41201-283-870	SPROCKET, final driven..... (Optional parts 33T)	(1)	
20	90128-292-000	BOLT, drive sprocket fixing .....	4	

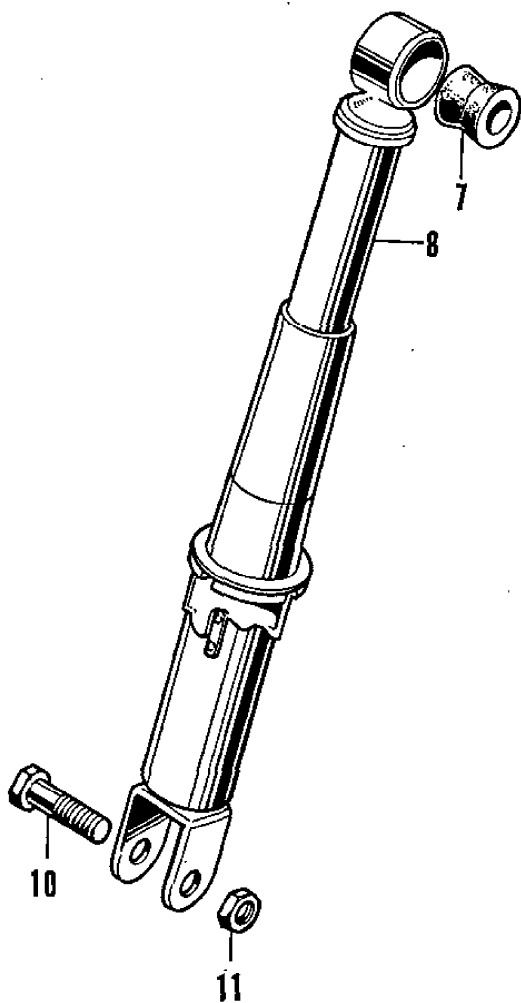

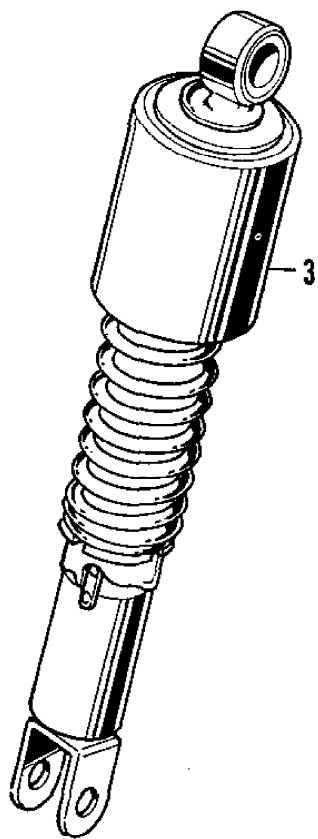
# F-8 Rear Wheel



## F-8 Rear Wheel

Ref. No.	Prrt No.	Description	Reqd. No. CL450	Remarks
21	41231-283-000	RETAINER, rear wheel bearing .....	1	
22	90753-283-000	OIL-SEAL, 34559 .....	1	
23	42620-292-000	COLLAR, rear, axle distance .....	1	
24	42625-283-000	COLLAR B, rear axle distance .....	1	
25	44606-283-000	BARANCER, wheel (20g) .....	(0-2)	
	44607-283-000	BALANCER, wheel (15g) .....	(0-2)	
	44608-283-000	BALANCER, wheel (10g) .....	(0-2)	
	44609-283-000	BALANCER, wheel (5g) .....	(0-2)	
26	42711-292-014	(Superseded by 42711-292-024) .....	1	
	42711-292-024	(Superseded by 42711-292-034) .....	1	~1011106
○	42711-292-034	(Superseded by 42711-292-044) .....	1	
○	42711-292-044	TIRE, rear wheel (S. 3.50-18, 4PR. DUNLOP)	1	CL450-1011107~
27	42712-283-000	TUBE, rear wheel (3.50-18).....	1	
28	44713-283-000	FLAP, tire.....	1	
29	42701-283-003	RIM, rear wheel (DAIDO) .....	1	
30	42601-283-000	SPOKE A, rear (Inside) .....	2	
31	42604-283-000	SPOKE B, rear (Outside).....	20	
32	41241-283-010	BUSH, rear wheel damper .....	4	
33	42602-292-000	HUB, rear wheel.....	1	
34	92000-06020-02	BOLT, hex., 6×20 .....	1	
35	90310-286-000	NUT, driven sprocket .....	4	
36	94201-25200	PIN, split, 2.5 mm .....	2	
37	94201-40300	PIN, split, 4.0 mm .....	1	
38	96120-63040	BEARING, ball, 6304Z .....	1	
39	96120-63050	BEARING, ball, 6305Z .....	1	

# F-9 Rear Cushion

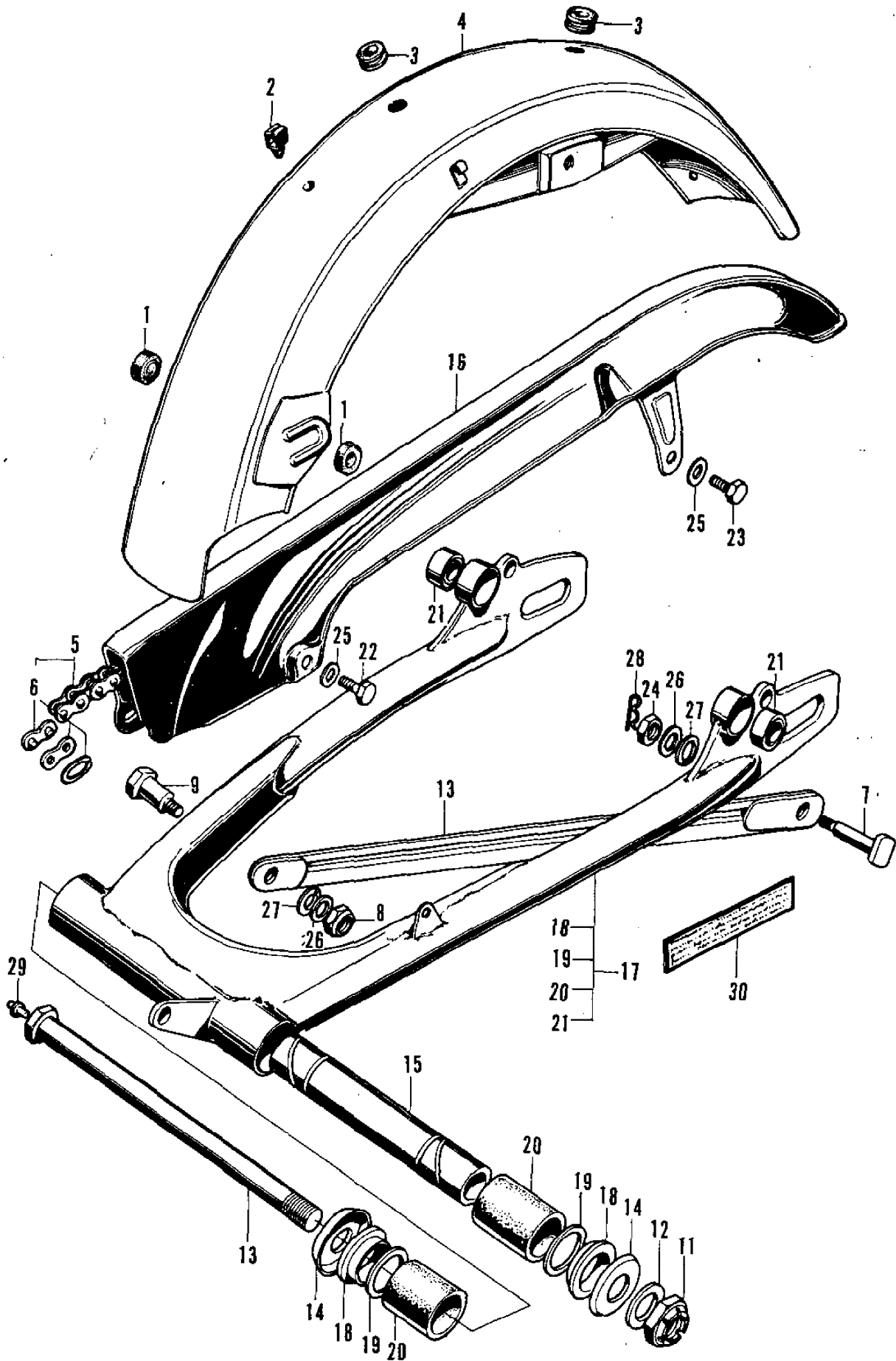




## F-9 Rear Cushion

Ref. No.	Part No.	Description	Reqd. No. CL450	Remarks
○ 1	90521-292-000	WASHER, 10.3 mm .....	1	
2	50316-292-000	GRIP, side.....	1	
3	52400-292-670XW	CUSHION ASSY., rear .....	2	
4	52424-292-000	STOPPER, spring seat .....	4	
5	52421-292-670XW	CASE, upper, rear cushion .....	2	
6	52401-292-670	SPRING, rear cushion .....	2	
7	52484-292-000	RUBBER, joint .....	2	
8	52410-292-670	DAMPER ASSY., rear .....	2	
9	92000-06016	BOLT, hex., 6×16 .....	1	
10	92000-10036-0B	BOLT, hex., 10×36 .....	2	
11	94002-10000-0S	NUT, thin, 10 mm .....	2	
12	94021-10020-0S	NUT, blind, 10 mm.....	2	
13	94101-06000	WASHER, plain, 6 mm.....	1	

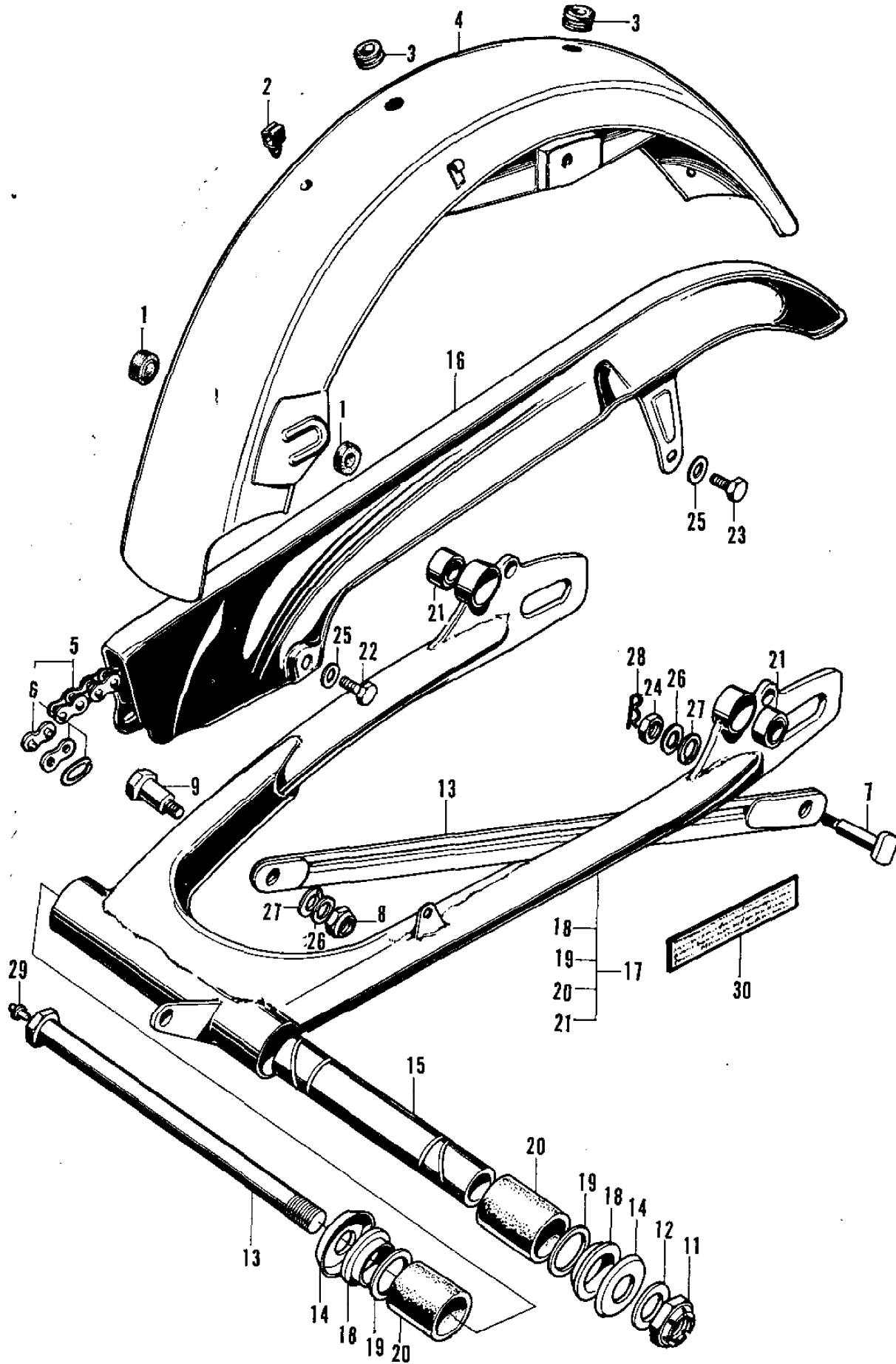
# F-10 Rear Fender · Rear Fork



## F-10 Rear Fender · Rear Fork

Ref. No.	Part No.	Description	Reqd. No. CL450	Remarks
1	17611-011-000	CUSHION, front, fuel tank .....	2	
2	32985-292-000	GROMMET, wire cord.....	1	
3	32983-011-000	GROMMET, wire cord.....	2	
4	80100-292-671XW	FENDER, rear.....	1	
	80100-292-671Z	FENDER, rear.....	1	
5	40530-292-610	CHAIN, drive (DK530HT-92L, DAIDO)...	1	~1017759
○	40530-292-611	CHAIN, drive (DID 50HD-92L, DAIDO)	1	CL450-1017760~
6	40531-292-013	JOINT, drive chain (DK530HT, DAIDO)...	1	~1013921
○	40531-292-023	JOINT, drive chain (DID 50HT, DAIDO)	1	CL450-1013922~1017759
○	40531-300-003	JOINT, drive chain (DID 50HD, DAIDO)	1	CL450-1017760~
7	90127-283-000	BOLT, rear brake panel stopper .....	1	
8	90349-001-000	NUT, self lock, 8 mm .....	1	
9	90133-283-000	BOLT, rear brake stopper arm .....	1	
10	43431-292-000	ARM, rear brake stopper.....	1	
11	90354-268-000	NUT, self lock, 14 mm .....	1	
12	90526-268-000	WASHER, rear fork pivot bolt .....	1	
13	90121-292-000	BOLT, rear fork pivot .....	1	
14	52144-283-010	CAP, rear fork dust-seal .....	2	
15	52141-292-000	COLLAR, rear fork center .....	1	
16	40510-292-000B	CASE, drive chain (Black) .....	1	
	40510-292-000Z	CASE, drive chain (Non sanding).....	1	
17	52100-292-000B	FORK, rear (Black) .....	1	
	52100-292-000Z	FORK, rear (Non sanding) .....	1	
18	52109-283-300	BUSH, rear fork thrust .....	2	
19	52145-283-000	RING, rear fork felt .....	2	
20	52108-292-300	BUSH, rear fork pivot .....	2	

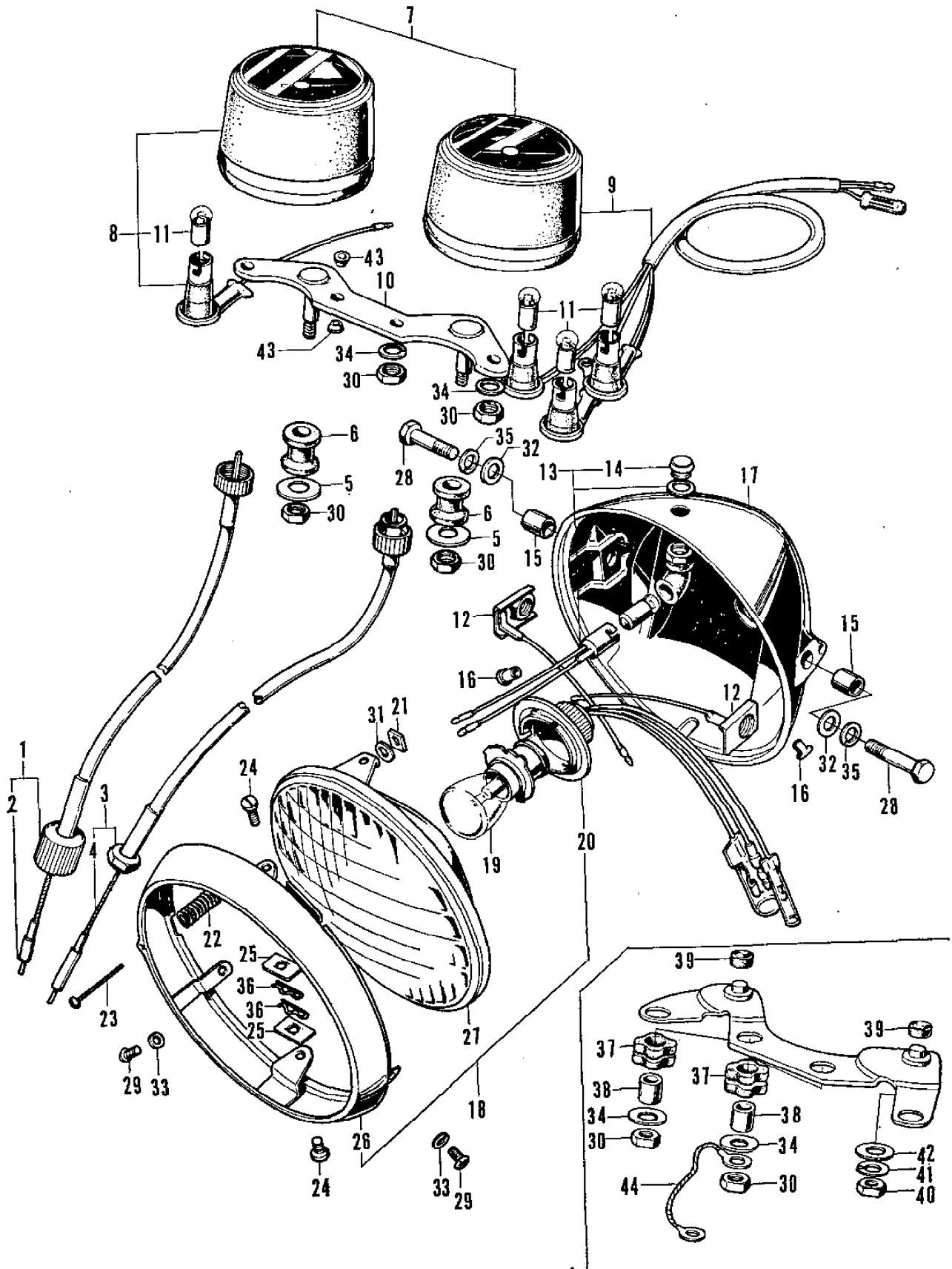
# F-10 Rear Fender · Rear Fork



## F-10 Rear Fender • Rear Fork

Ref. No.	Part No.	Description	Reqd. No. CL450	Remarks
21	40548-268-000	BUSH, rear cushion under rubber .....	2	
22	92000-06012	BOLT, hex., 6×12 .....	2	
23	92000-06016	BOLT, hex., 6×16 .....	1	
24	94001-08000-0S	NUT, hex., 8 mm .....	1	
25	94101-06000	WASHER, plain, 6 mm.....	3	
26	94101-08000	WASHER, plain, 8 mm.....	2	
27	94111-10000	WASHER, spring, 10 mm .....	2	
28	94251-08000	PIN, lock, 8 mm .....	1	
29	96201-30000	NIPPLE, grease, 4.5 mm .....	1	
30	87504-028-670	MARK, muffler caution .....	1	

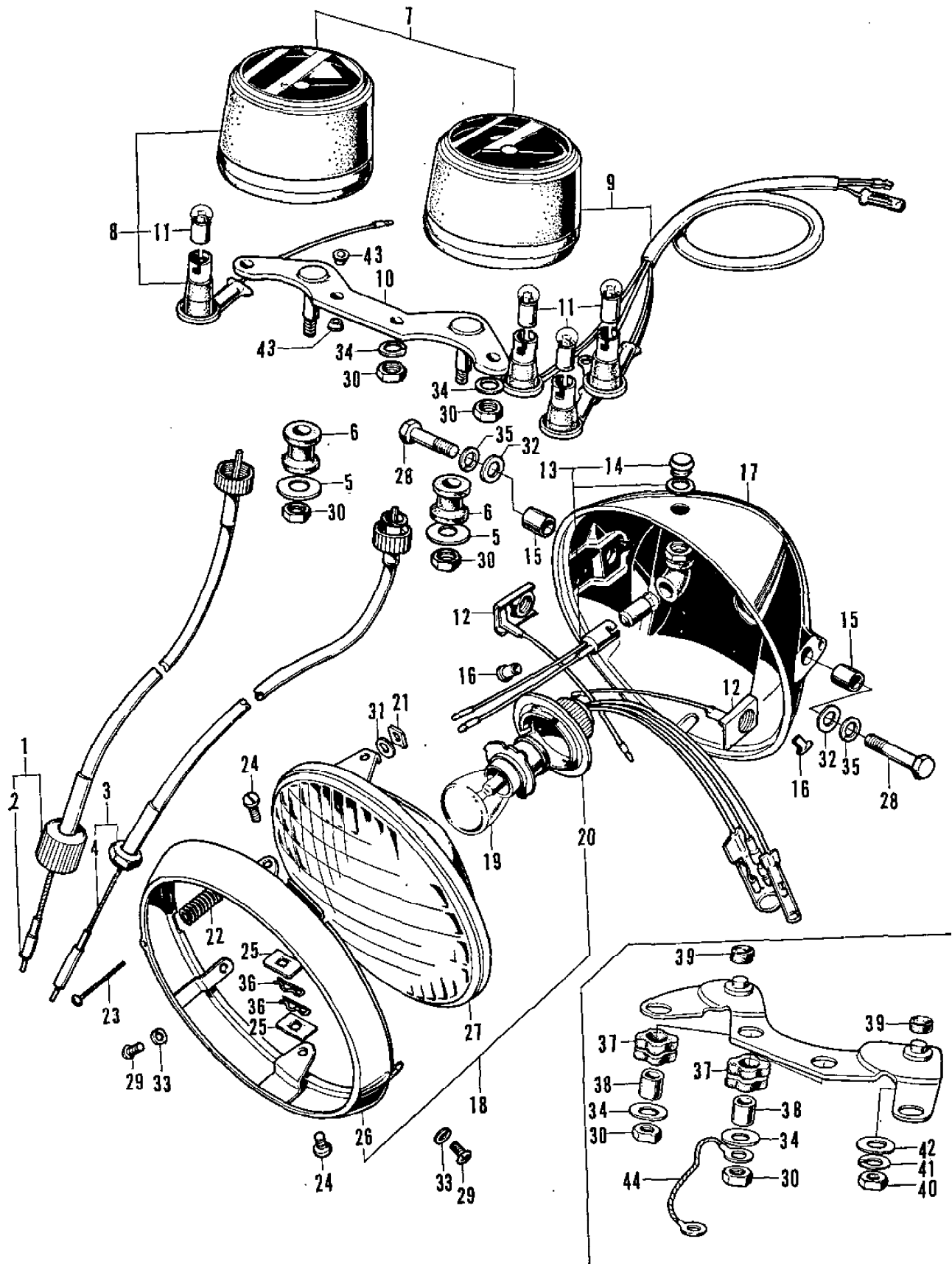
# F-11 Head Light • Speedotacometer



## F-11 Head Light · Speedotachometer

Ref. No.	Part No.	Description	Reqd. No. CL450	Remarks
1	44830-294-000	CABLE ASSY., speedometer .....	1	
2	44831-292-030	INNER, speedometer cable .....	1	
3	37260-292-020	CABLE ASSY., tachometer .....	1	
4	37261-292-020	INNER, tachometer cable .....	1	
○ 5	90545-292-000	WASHER, 6.5×20 .....	4	
○ 6	53236-292-010	RUBBER, speedometer stay cushion .....	2	~1012268
○ 7	37200-292-671	(Superseded by 37200-292-672 with 53238-292-305 (4 PCS), 94001-08000-0S (2 PCS), 94101-08000 (2 PCS) and 94111- 08000 (2 PCS))	1	~1012268
○	37200-292-672	SPEED-TACHOMETER ASSY. (Mile) ...	1	CL450-1012269~
○	37200-292-028	SPEED-TACHOMETER ASSY. (Km) ... (Used in Germany)	1	CL450-1014209~
8	37230-292-671	SPEEDOMETER ASSY. (Mile)..... (NIPPON SEIKI)	1	~1012268
	37230-292-672	SPEEDOMETER ASSY. (Mile).....	1	CL450-1012269~
○	37230-292-028	SPEEDOMETER ASSY., (Km)..... (Used in Germany)	1	CL450-1014209~
9	37240-292-018	TACHOMETER ASSY. .... (NIPPON SEIKI)	1	CL450-1000001~1012268
○	37240-292-028	TACHOMETER ASSY. ....	1	CL450-1012269~
10	37211-292-000B	PLATE, speedometer setting (Black) .....	1	~1012268
○	37211-292-010B	PLATE, speedometer setting (Black) .....	1	CL450-1012269~
11	34902-259-000	BULB, dash (12V 3W) .....	5	
12	61303-292-000	WASHER, head light case .....	2	
13	37550-292-010	LAMP ASSY., beam pilot .....	1	
14	37551-292-000	LENS, beam pilot .....	1	
15	61302-292-000	COLLAR, head light case .....	2	

# F-11 Head Light • Speedotacometer

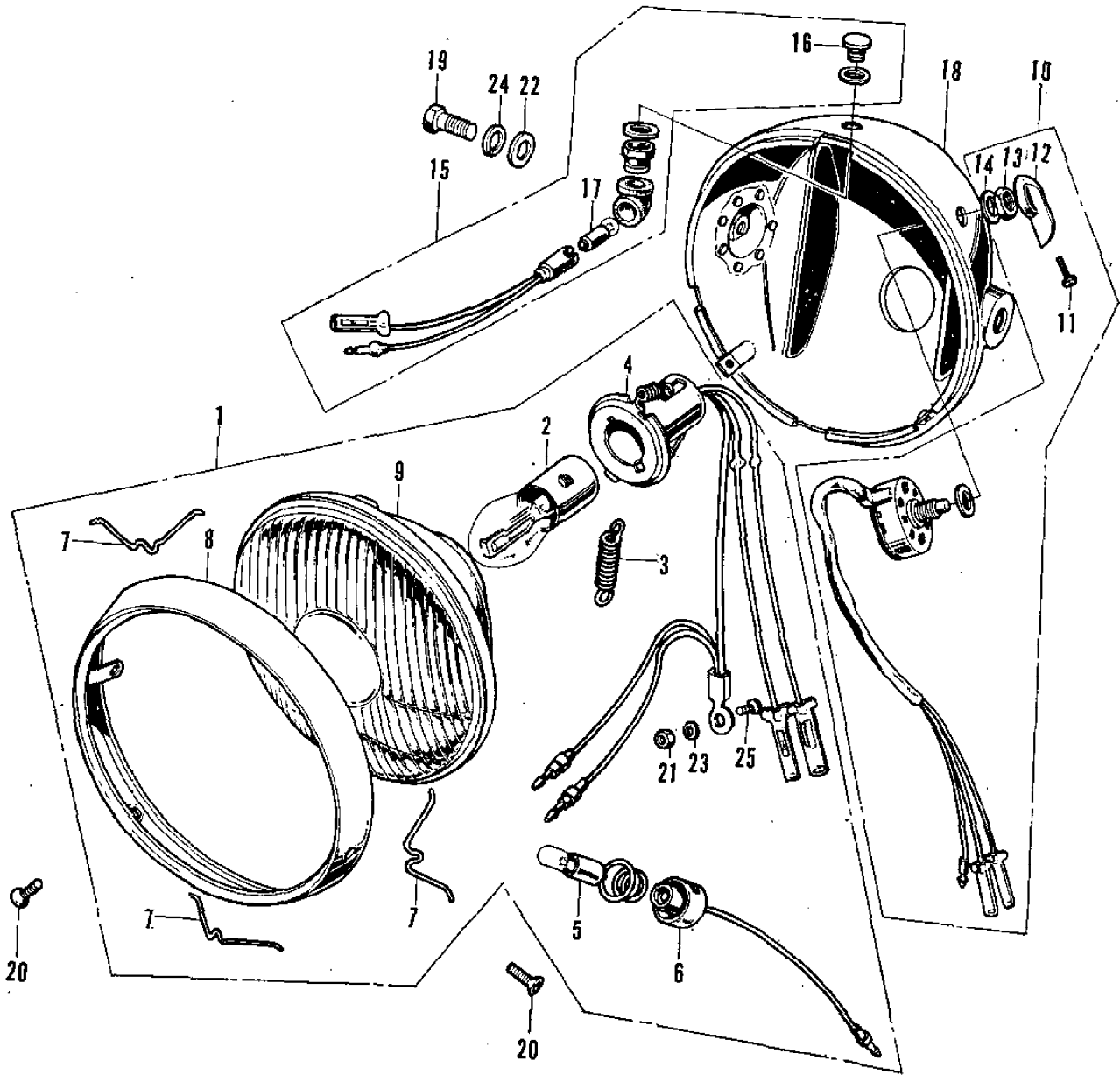




## F-11 Head Light · Speedotachometer

Ref. No.	Part No.	Description	Reqd. No. CL450	Remarks
16	61304-292-000	COLLAR, head light setting .....	2	
17	61301-292-020B	CASE, head light (Black).....	1	
18	33100-292-673	(Superseded by 33100-292-674) .....	1	~1012468
○	33100-292-674	LIGHT ASSY., head (STANLEY) (Used in U.S.A.) .....	1	CL450-1012469~
19	34901-292-003	(Superseded by 34901-292-670) .....	1	
○	34901-292-670	BULB, head light (12V, 35/25W) .....	1	
20	33130-292-670	SOCKET, head light (STANLEY) .....	1	
21	33117-292-003	NUT, beam adjust (STANLEY).....	1	
22	33107-200-023	SPRING, beam adjust (STANLEY) .....	1	
23	33103-292-003	SCREW, beam adjust (STANLEY) .....	1	
24	33125-292-670	SCREW, unit holder (STANLEY) .....	2	
25	33128-200-030	NUT, unit holder .....	2	
26	33101-292-671	RIM, head light (STANLEY).....	1	
27	33120-292-672	(Superseded by 33120-292-673) .....	1	~1012468
○	33120-292-673	UNIT, head light (STANLEY) (Used in U.S.A.) .....	1	CL450-1012469~
28	92000-10025-0B	BOLT, hex., 10×25 .....	2	
29	93700-05016-0B	SCREW, oval, 5×16 .....	2	
30	94001-06000	NUT, hex., 6 mm .....	6	
31	94101-04000	WASHER, plain, 4 mm.....	1	
32	94101-10200	WASHER, plain, 10 mm .....	2	
33	94111-05200	WASHER, spring, 5 mm .....	2	
34	94111-06000	WASHER, spring, 6 mm .....	4	
35	94111-10000	WASHER, spring, 10 mm .....	2	
36	94251-05000	PIN, lock, 5 mm .....	2	
○37	37242-292-000	RUBBER, speedometer cushion.....	4	CL450-1012269~
○38	37243-292-000	COLLAR, speedometer set .....	4	CL450-1012269~
○39	37244-292-000	RUBBER, speedometer set .....	2	CL450-1012269~
○40	94001-08000-0S	NUT, hex., 8 mm .....	2	
○41	94111-08000	WASHER, spring 8 mm .....	2	
○42	94101-08000	WASHER, plain, 8 mm.....	2	
○43	53238-292-305	COLLAR, meter setting .....	4	~1012268
○44	37208-292-000	CORD, meter grounding .....	2	CL450-1012269~

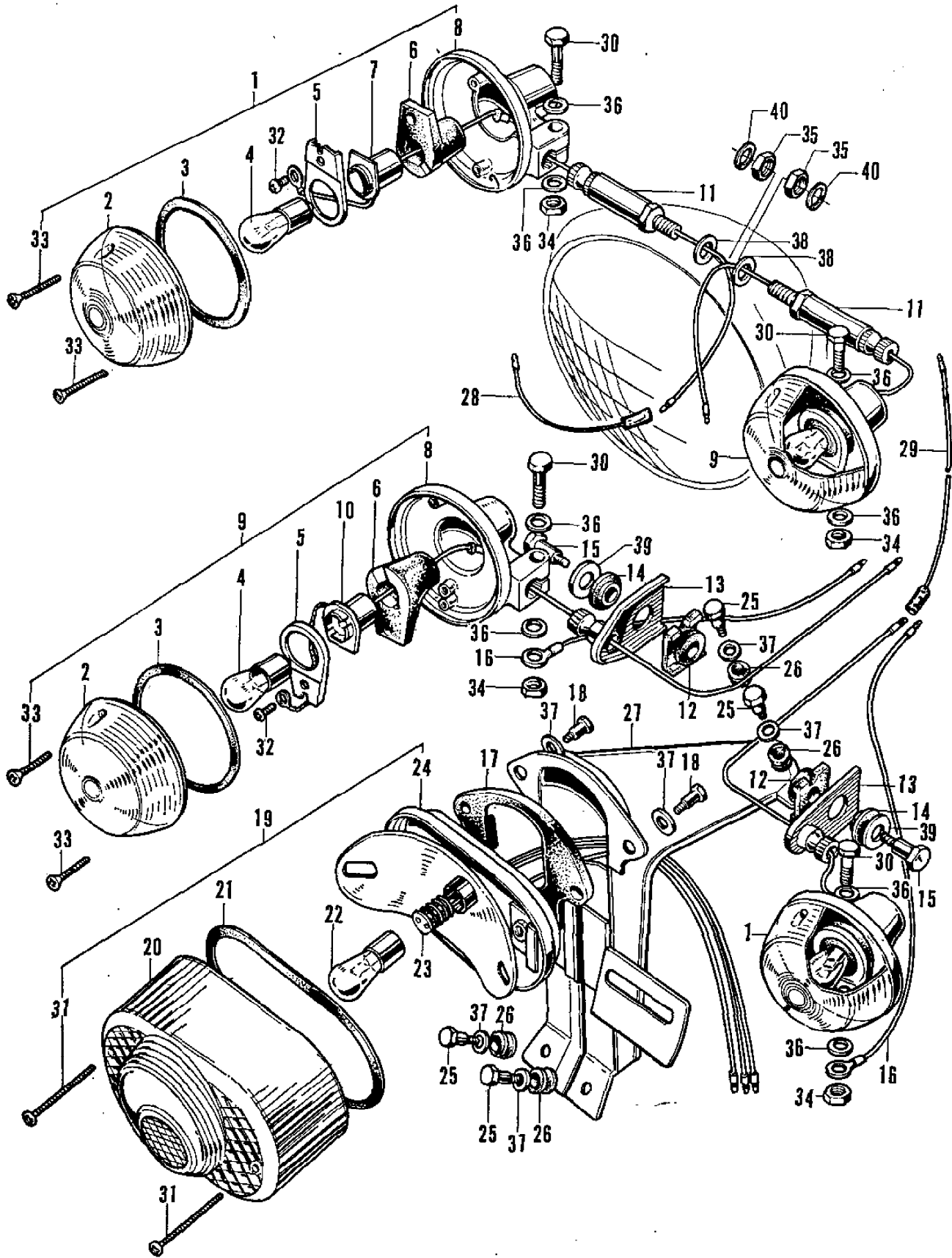
# F-12 Head Light (Used in Germany)



## F-12 Head Light (Used in Germany)

Ref. No.	Part No.	Description	Reqd. No. CL450	Remarks
1	33100-286-611	LIGHT ASSY., head .....	1	CL450-1014209~
2		BULB, head light (12V 35/35W) ..... (To be locally purchased in Germany)	1	CL450-1014209~
3	33115-283-601	SPRING, socket holder .....	1	CL450-1014209~
4	33130-286-611	SOCKET, head light .....	1	CL450-1014209~
5		BULB, dash (12V 4W) ..... (To be locally purchased in Germany)	1	CL450-1014209~
6	33170-286-611	SOCKET, parking .....	1	CL450-1014209~
7	33108-268-000	SPRING, head light .....	3	CL450-1014209~
8	33101-283-601	RIM, head light .....	1	CL450-1014209~
9	33120-283-601	UNIT, head light .....	1	CL450-1014209~
10	35150-230-621	SWITCH ASSY., lighting .....	1	CL450-1014209~
11	35154-268-000	BOLT, lighting switch .....	1	CL450-1014209~
12	35151-268-000	KNOB, lighting switch .....	1	CL450-1014209~
13	35152-268-000	NUT, lighting switch .....	1	CL450-1014209~
14	35153-268-000	WASHER, lighting switch setting .....	1	CL450-1014209~
15	37550-286-003	LAMP ASSY., beam pilot (STANLEY) ...	1	CL450-1014209~
16	37551-044-670	LENS, beam pilot .....	1	CL450-1014209~
17	34902-259-000	BULB, dash (12V 3W) .....	1	CL450-1014209~
18	61301-286-600B	CASE, head light (Black) .....	1	CL450-1014209~
	61301-286-600Z	CASE, head light (Non sanding) .....	1	CL450-1014209~
19	92000-10025-0B	BOLT, hex., 10×25 .....	2	
20	93700-05010-0B	SCREW, oval, 5×10 .....	2	
21	94001-03000-0S	NUT, hex., 3 mm .....	1	
22	94101-10200	WASHER, plain, 10 mm .....	2	
23	94111-03000	WASHER, spring, 3 mm .....	1	
24	94111-10000	WASHER, spring, 10 mm .....	2	
25	99500-03006-0A	BOLT, slotted, 3×6 .....	1	

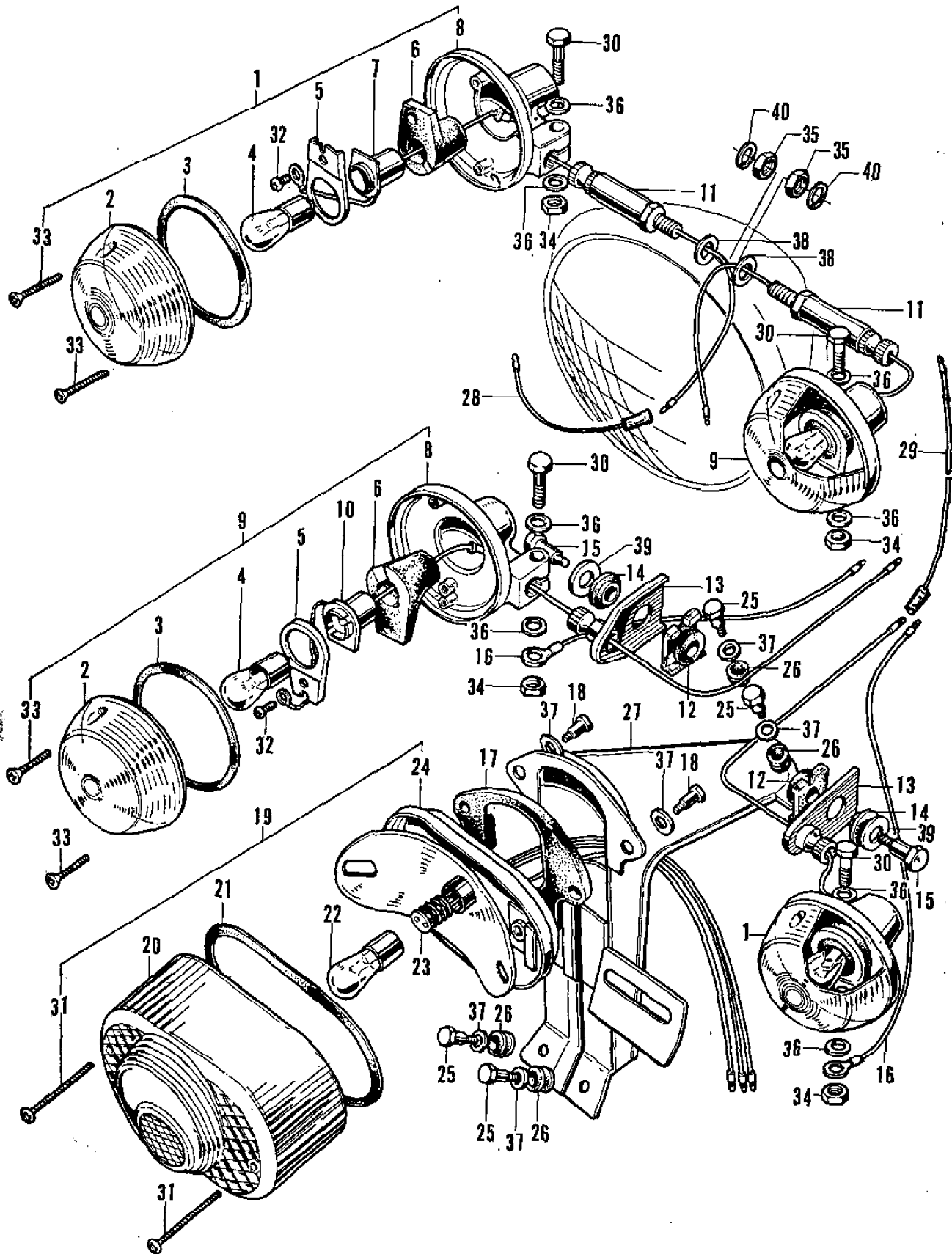
# F-13 Winker · Tail Light



## F-13 Winker · Tail Light

Ref. No.	Part No.	Description	Reqd. No. CL450	Remarks
1	33400-292-670	WINKER ASSY., right (STANLEY) .....	2	
2	33402-268-671	LENS, winker .....	4	
3	33443-268-671	PACKING, winker lens .....	4	
4	34905-268-671	BULB, winker (12V 25W) .....	4	
5	33407-284-000	HOLDER, winker socket .....	4	
6	33408-284-000	CUSHION, winker rubber .....	4	
7	33402-292-003	SOCKET, right winker (STANLEY) .....	2	
8	33401-292-003	BASE, winker .....	4	
9	33450-292-670	WINKER ASSY., left (STANLEY) .....	2	
10	33453-292-003	SOCKET, left winker (STANLEY) .....	2	
11	90154-268-670	BOLT, light case setting .....	2	
12	33608-292-020	RUBBER, rear winker mount.....	2	
13	33607-292-000B	STAY, rear winker (Black).....	2	
14	33609-292-000	RUBBERB, rear winker mount .....	2	
15	90155-292-010	BOLT, rear winker set.....	2	
16	33620-292-000	CORD, rear winker earth .....	2	
17	33719-292-000	PACKING, tail light base .....	1	
18	90165-292-000	BOLT, tail light set .....	2	
19	33700-292-013	LIGHT ASSY., tail (STANLEY) .....	1	
20	33701-041-671	LENS, tail light .....	1	
21	33709-041-000	PACKING, tail light lens.....	1	
22	34906-268-600	BULB, tail stop light (12V 23/7W) .....	1	
23	33707-292-013	CORD, tail light .....	1	
24	33702-292-003	BASE, tail light .....	1	
25	90162-283-000	BOLT, rear fender setting .....	4	
26	84705-292-000	RUBBER, number bracket cushion .....	4	
27	84701-292-670B	BRACKET, number plate (Black).....	1	
28	84701-292-670Z	BRACKET, number plate (Non sanding) .	1	
29	33410-292-000	CORD, right front winker sub .....	1	
30	33616-292-303	CORD, sub, winker .....	1	
30	92000-06028-02	BOLT, hex., 6×28 .....	4	

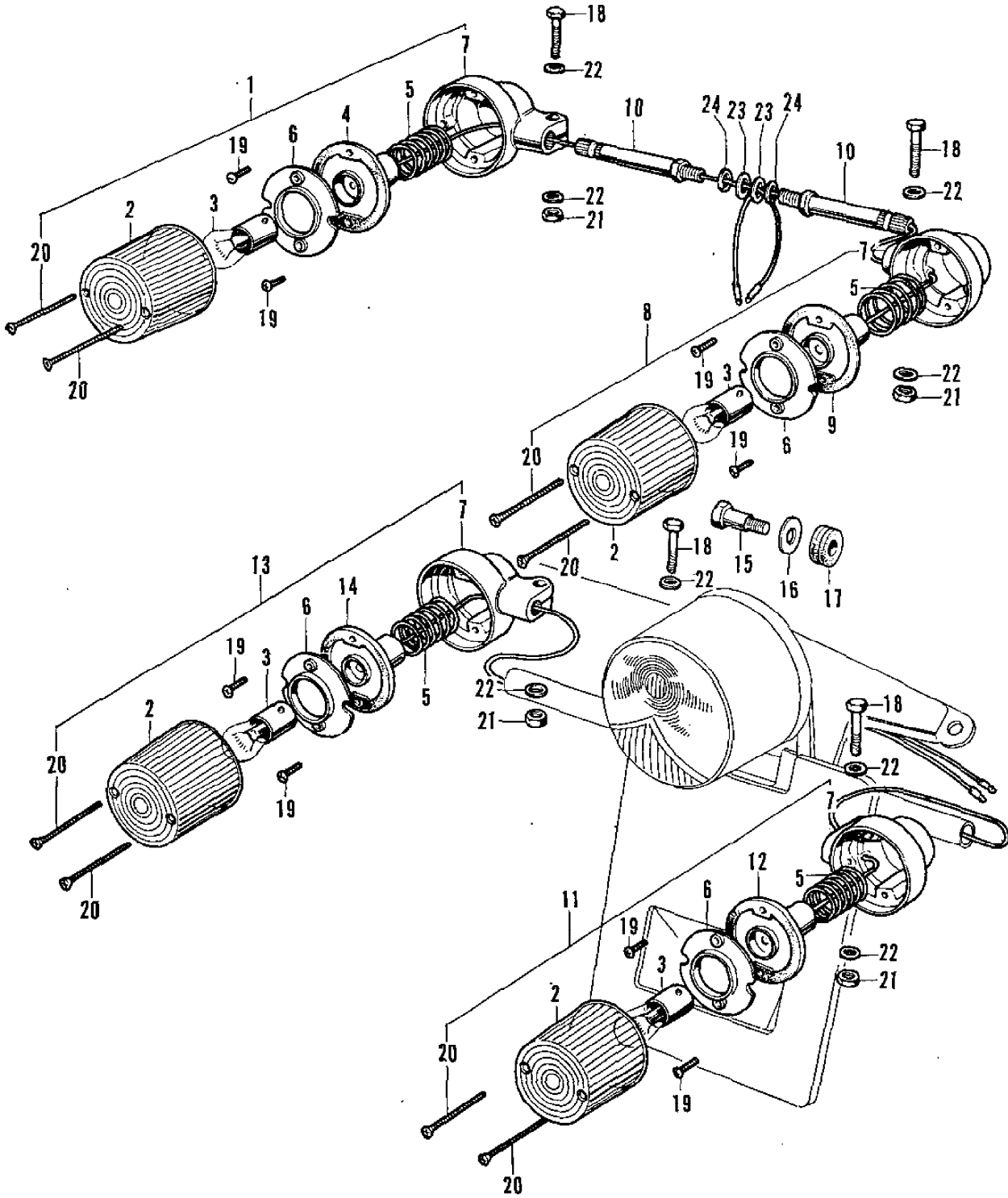
# F-13 Winker · Tail Light



## F-13 Winker · Tail Light

Ref. No.	Part No.	Description	Reqd. No. CL450	Remarks
31	93500-04045-0B	SCREW, pan, 4×45 .....	2	
32	93500-05008-0A	SCREW, prn, 5×8.....	4	
33	93700-03025-0B	SCREW, oval, 3×25 .....	8	
34	94001-06000	NUT, hex., 6 mm .....	4	
35	94001-10000-0S	NUT, hex., 10 mm .....	2	
36	94101-06000	WASHER, plain, 6 mm.....	8	
37	94101-08000	WASHER, plain, 8 mm.....	6	
38	94101-10200	WASHER, plain, 10 mm .....	2	
39	94101-12000	WASHER, plain, 12 mm .....	2	
40	94111-10000	WASHER, spring, 10 mm.....	2	

# F-14 Winker (Used in Germany)

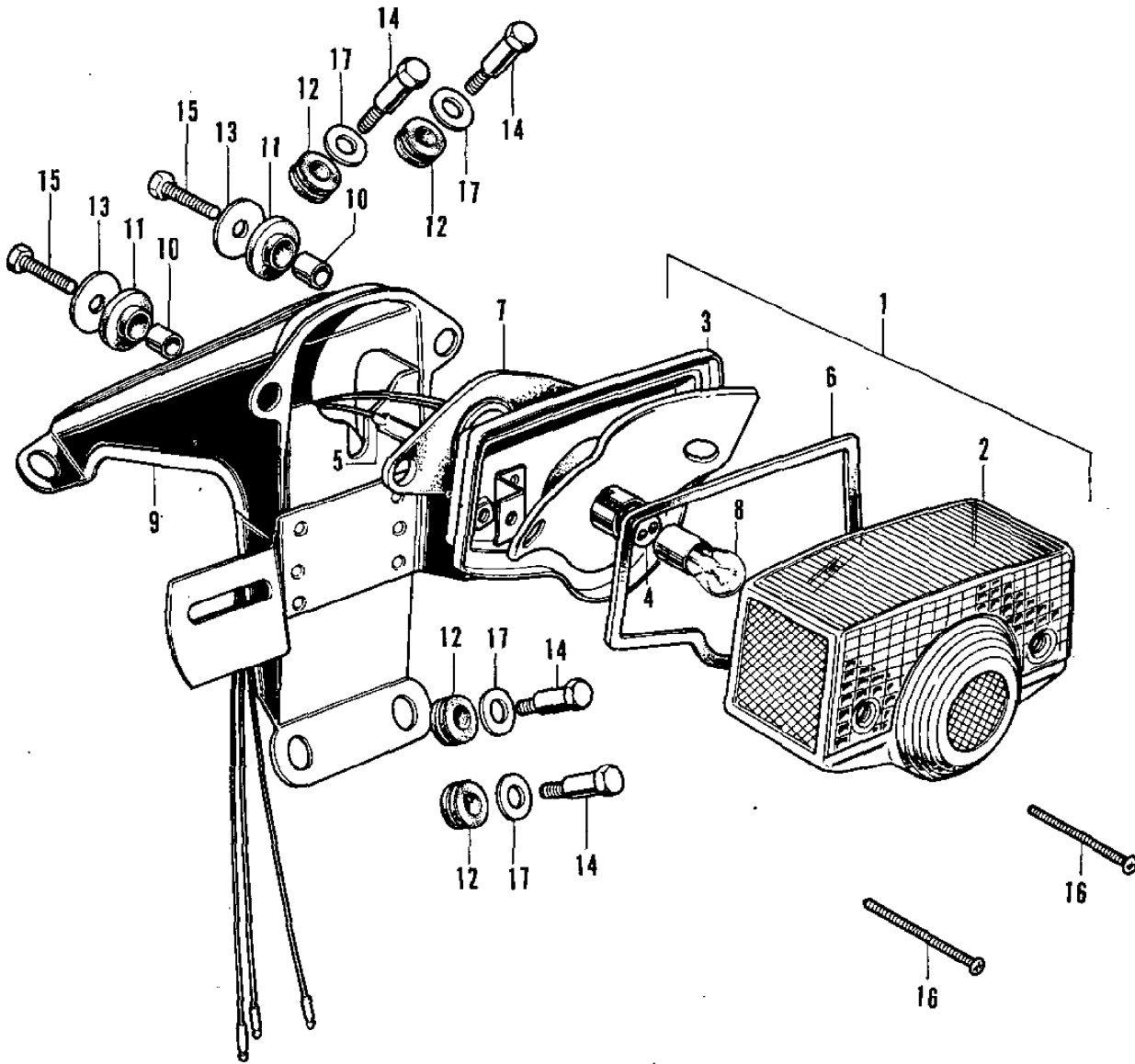




## F-14 Winker (Used in Germany)

Ref. No.	Part No.	Description	Reqd. No. CL450	Remarks
1	33400-292-611	WINKER ASSY., right front .....	1	CL450-1014209~
2	33402-268-610	LENS, winker .....	4	CL450-1014209~
3		BULB, winker (12V 18W) .....	4	CL450-1014209~
		(To be locally purchased in Germany)		
4	33410-292-610	SOCKET ASSY., right front winker .....	1	CL450-1014209~
5	33413-285-000	SPRING, coil .....	4	CL450-1014209~
6	33411-285-000	RING .....	4	CL450-1014209~
7	33605-292-610	BASE, winker .....	4	CL450-1014209~
8	33450-292-611	WINKER ASSY., left front.....	1	CL450-1014209~
9	33460-292-610	SOCKET ASSY., left front winker .....	1	CL450-1014209~
10	90154-292-610	BOLT, front winker setting.....	2	CL450-1014209~
11	33600-292-610	WINKER ASSY., right rear .....	1	CL450-1014209~
12	33610-292-610	SOCKET ASSY., right rear winker.....	1	CL450-1014209~
13	33650-292-610	WINKER ASSY., left rear .....	1	CL450-1014209~
14	33660-292-610	SOCKET ASSY., left rear winker .....	1	CL450-1014209~
15	90156-292-671	BOLT, rear fender set .....	2	CL450-1014209~
16	90530-286-600	WASHER, 12×32 .....	2	CL450-1014209~
17	80102-292-670	RUBBER, rear fender set .....	2	CL450-1014209~
18	92000-06028-02	BOLT, hex., 6×28 .....	4	
19	93500-03010-0A	SCREW, pan, 3×10 .....	8	
20	93700-03050-0B	SCREW, oval, 3×50 .....	8	
21	94001-06020	NUT, hex., 6 mm .....	4	
22	94101-06200	WASHER, plain, 6 mm.....	8	
23	94101-10200	WASHER, plain, 10 mm .....	2	
24	94111-10200	WASHER, spring, 10 mm .....	2	

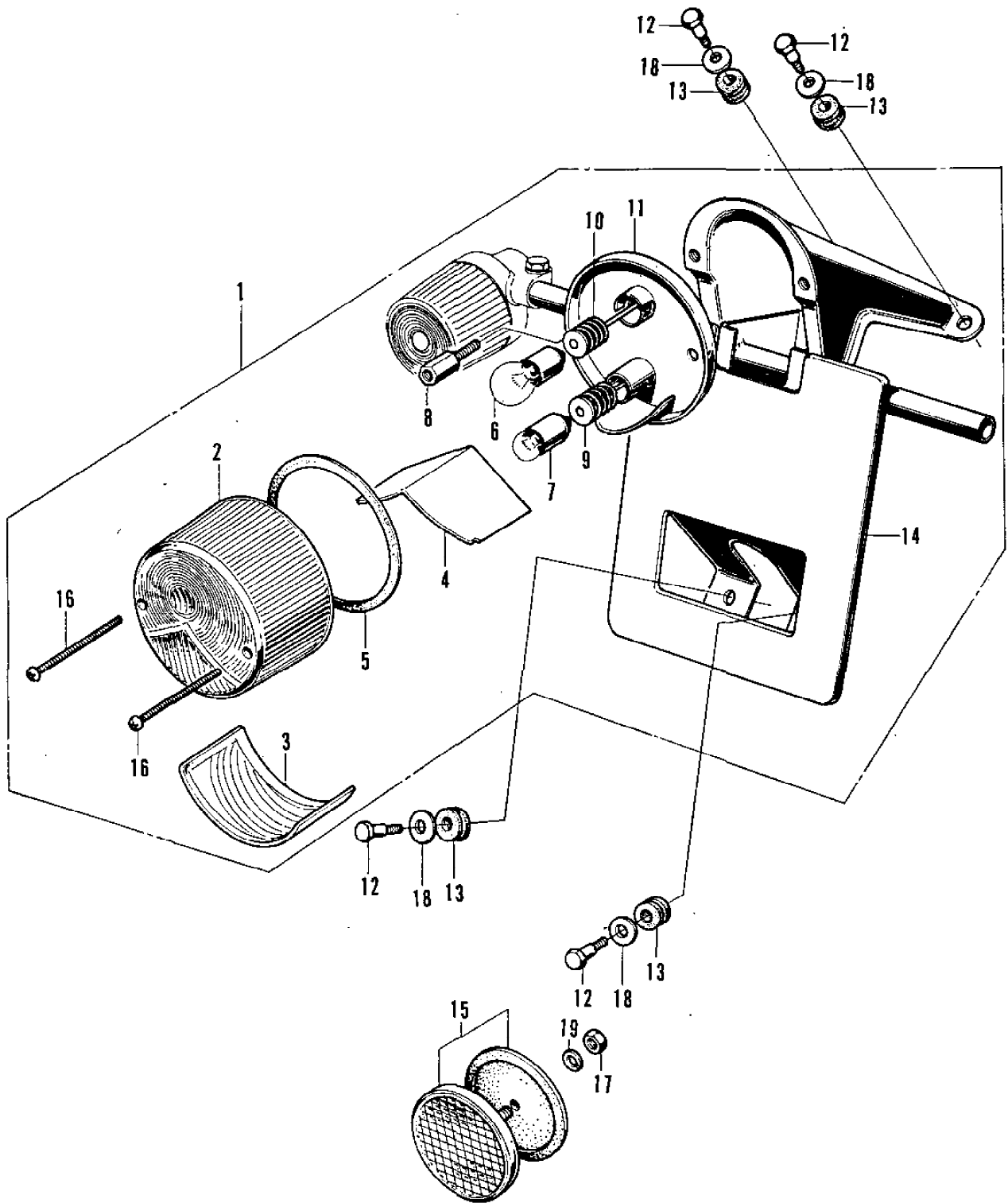
# F-15 Tail Light (Used in U.S.A.)



## F-15 Tail Light (Used in U.S.A.)

Ref. No.	Part No.	Description	Reqd. No. CL450	Remarks
1	33700-292-671	TAIL LIGHT ASSY.....	1	CL450-1010957~
2	33702-077-671	LENS, tail light .....	1	CL450-1010957~
3	33703-077-671	BASE, tail light .....	1	CL450-1010957~
4	33707-292-013	CORD, tail light .....	1	
5	33708-292-670	CORD, tail light earth .....	1	CL450-1010957~
6	33709-077-671	PACKING, tail light lens.....	1	CL450-1010957~
7	33718-077-671	PACKING, tail light base .....	1	CL450-1010957~
8	34906-268-600	BULB, tail stop light (12V 23W/7W) .....	1	
9	84701-292-671B	BRACKET, number plate (Black) .....	1	CL450-1010957~
10	84706-286-000	COLLAR, number bracket set. ....	2	CL450-1010957~
11	33719-077-671	PACKING B, tail light base .....	2	CL450-1010957~
12	84705-292-000	RUBBER, number bracket cushion .....	4	CL450-1010957~
13	90581-831-650	WASHER, 18 mm .....	2	CL450-1010957~
14	90165-292-000	BOLT, tail light set .....	4	CL450-1010957~
15	92000-05020-0A	BOLT, hex., 5×20 .....	2	
16	93500-04050-0F	SCREW, pan, 4×50 .....	2	
17	94101-08000	WASHER, plain 8 mm .....	4	

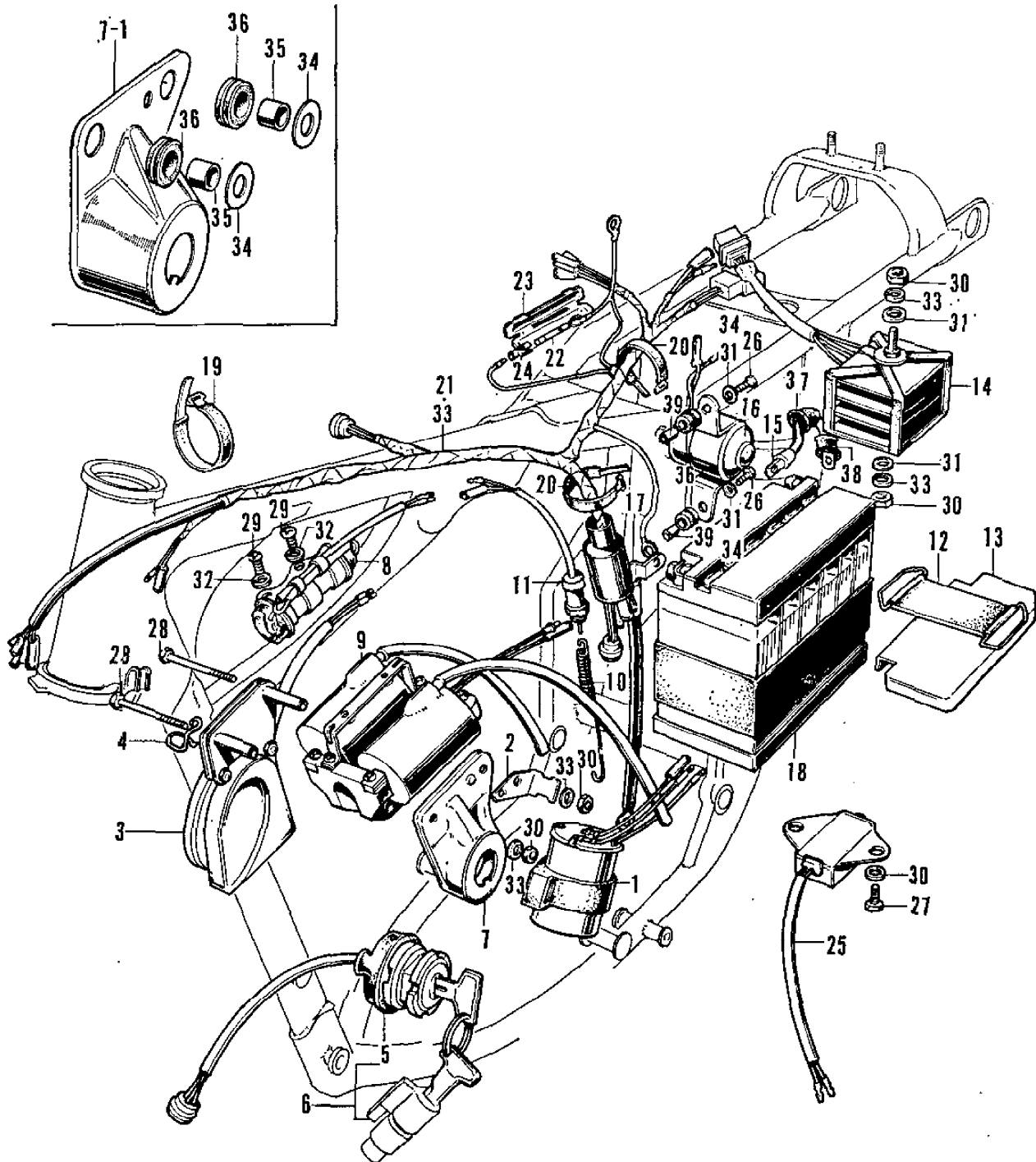
# F-16 Tail Light (Used in Germany)



## F-16 Tail Light (Used in Germany)

Ref. No.	Part No.	Description	Reqd. No. CL450	Remarks
1	33700-292-610	LIGHT ASSY., tail.....	1	CL450-1014209~
2	33701-051-000	LENS, tail & stop light .....	1	CL450-1014209~
3	33715-051-000	LENS, license .....	1	CL450-1014209~
4	33716-051-000	PLATE, interception .....	1	CL450-1014209~
5	33709-051-000	PACKING, tail light .....	1	CL450-1014209~
6		BULB, stop (12V 18W)..... (To be locally purchased in Germany)	1	CL450-1014209~
7		BULB, tail light (12V 5W) .....	2	CL450-1014209~
		(To be locally purchased in Germany)		
8	33717-292-610	BOLT, tail light setting.....	1	CL450-1014209~
9	33707-292-610	CORD, tail .....	1	CL450-1014209~
10	33708-292-610	CORD, stop .....	1	CL450-1014209~
11	33710-292-610	SOCKET COMP., tail light.....	4	CL450-1014209~
12	90162-292-000	BOLT, front fender setting .....	1	CL450-1014209~
13	84705-292-000	RUBBER, number plate bracket .....	4	CL450-1014209~
14	84701-292-610B	BRACKET, number plate (Black) .....	1	CL450-1014209~
	84701-292-610Z	BRACKET, number plate (Non sanding) .	1	CL450-1014209~
15	33741-292-610	REFLECTOR ASSY., reflex .....	1	CL450-1014209~
16	93500-03045-0B	SCREW, pan, 3×45 .....	2	
17	94001-05000-0S	NUT, hex., 5 mm .....	1	
18	94101-08200	WASHER, plain, 8 mm.....	4	
19	94111-05000	WASHER, spring, 5 mm .....	1	

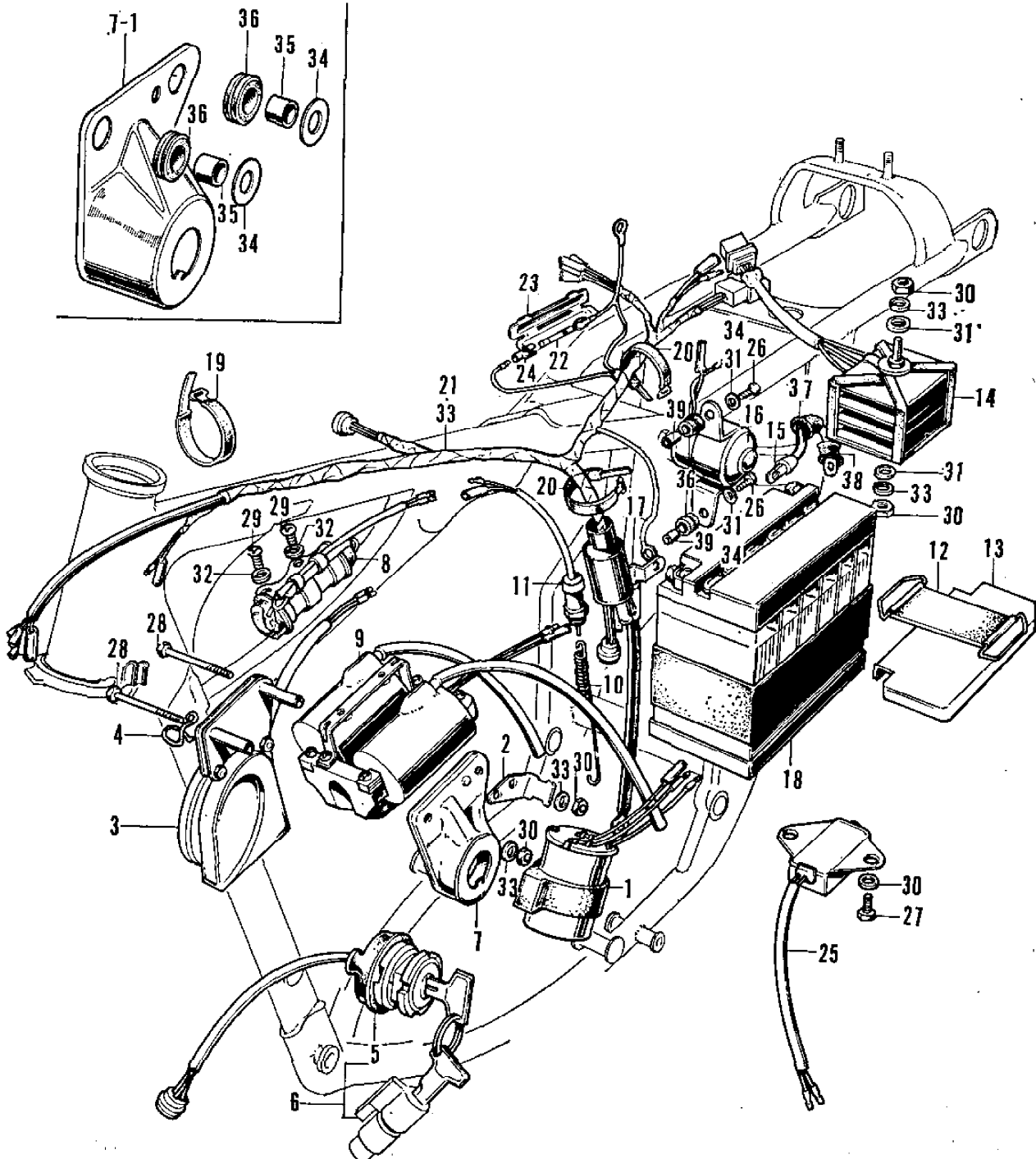
# F-17 Wire Harness · Battery



## F-17 Wire Harness · Battery

Ref. No.	Part No.	Description	Reqd. No. CL450	Remarks
1	38300-292-670	RELAY ASSY., winker .....	1	
○	38300-292-611	RELAY ASSY., winker (Used in Germany)	1	CL450-1014209~
2	38301-292-670	STAY, winker relay .....	1	~1002577
	38301-292-671	STAY, winker relay .....	1	CL450-1002578~1005505
	38301-292-672	STAY, winker relay .....	1	CL450-1005506~
○	38301-292-000	STAY, winker relay (Used in Germany)...	1	CL450-1014209~
○	38301-292-010	STAY, winker relay (Used in Germany)...	1	
	38304-292-670	CORD A, winker relay sub .....	1	~1002577
○	38304-243-670	CORD A, winker relay sub .....	1	CL450-1002578~
	38305-292-670	CORD B, winker relay sub.....	1	~1002577
○	38305-243-670	CORD B, winker relay sub.....	1	CL450-1002578~
	38306-292-670	SUSPENSION, winker relay .....	1	
○ 3	38100-292-004	(Superseded by 38100-286-014) .....		
○	38100-286-014	HORN ASSY. ....	1	
4	50402-283-000	CLIP, tachometer cable.....	1	
5	35100-292-013	SWITCH ASSY., combination (T.E.C.) ...	1	
6	35010-292-013	SWITCH KIT, combination (T.E.C.) .....	1	
7	50375-292-010B	BRACKET, main switch (Black) .....	1	~1005505
	50375-292-010Z	BRACKET, main switch (Non sanding)...	1	~1005505
	50375-292-020B	BRACKET, main switch (Black) .....	1	CL450-1005506~
	50375-292-020Z	BRACKET, main switch (Non sanding)...	1	CL450-1005506~
8	30280-292-671	CONDENCER (KOKUSAN) .....	1	
	30280-292-672	CONDENCER (T.E.C.).....	1	
9	30500-292-670	(Superseded by 30500-292-671 or 30500-292-672) .....	1	
○	30500-292-671	COIL ASSY., ignition (KOKUSAN).....	1	
○	30500-292-672	COIL ASSY., ignition (T.E.C.) .....	1	
10	35357-292-010	SPRING, stop switch.....	1	
11	35350-292-003	SWITCH ASSY., stop (T.E.C.) .....	1	
12	83631-283-010	BAND, battery .....	1	
13	31532-292-000	COVER, battery .....	1	~1010843
○	31532-292-010	COVER, battery .....	1	CL450-1010844~
14	31700-292-008	RECTIFIER ASSY., selenium (SHINDENGEN) .....	1	
15	32401-292-000	CABLE, starter battery.....	1	

# F-17 Wire Harness • Battery

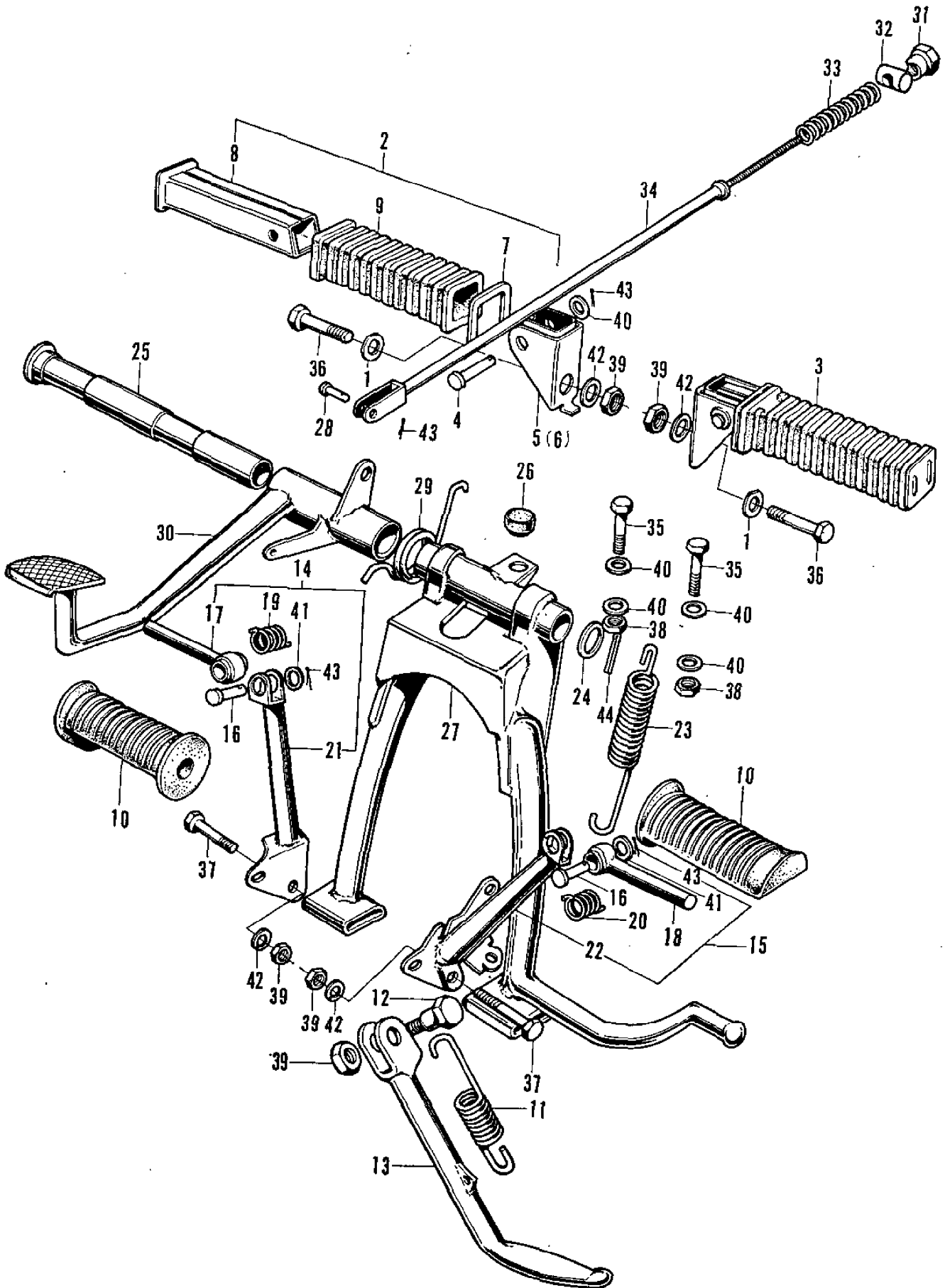




## F-17 Wire Harness · Battery

Ref. No.	Part No.	Description	Reqd. No. CL450	Remarks
16	35850-292-007	(Superseded by 35850-292-017) .....	1	~1011107
○	35850-292-017	SWITCH ASSY., starter magnetic .....	1	CL450-1011108~
17	32601-292-000	CABLE, battery earth .....	1	
18	31500-292-670	BATTERY ASSY. (12V-12AH, YUASA)	1	
19	32983-268-000	BAND A, wire harness .....	1	
20	32162-283-000	(Superseded by 32162-286-000) .....		
○	32162-286-000	BAND B, wire harness.....	3	
21	32100-292-671	HARNESS, wire.....	1	~1010956
○	32100-292-672	HARNESS, wire.....	1	CL450-1010957~
22	38201-250-000	FUSE (15A) .....	4	
23	32111-230-000	CASE, fuse connector .....	1	
24	32112-230-000	CONNECTOR, fuse .....	2	
25	31400-292-670	REGULATOR, pointless .....	1	
26	92000-06008	BOLT, hex., 6×8 .....	2	
○	92000-06020	BOLT, hex., 6×20 .....	2	CL450-1011108~
27	92000-06012	BOLT, hex., 6×12 .....	2	
28	92000-06080	BOLT, hex., 6×80 .....	2	
	92000-06090	BOLT, hex., 6×90 .....	2	
29	93500-05008-0A	SCREW, pan, 5×8.....	2	
30	94001-06000	NUT, hex., 6 mm .....	4	
○31	94101-06000	WASHER, flat, 6 mm .....	4	
32	94111-05000	WASHER, spring, 5 mm .....	2	
33	94111-06000	WASHER, spring, 6 mm .....	4	
○34	90581-701-000	WASHER, 18 mm .....	4	CL450-1005506~
35	84706-286-000	COLLAR, number bracket set .....	2	CL450-1005506~
○36	84705-292-000	RUBBER, number bracket cushion .....	4	CL450-1005506~
○37	31468-268-000	COVER, battery terminal.....	1	
○38	32411-253-000	COVER, starting motor terminal .....	3	
○39	35851-292-000	COLLAR, starter magnetic switch set.....	2	CL450-1011108~

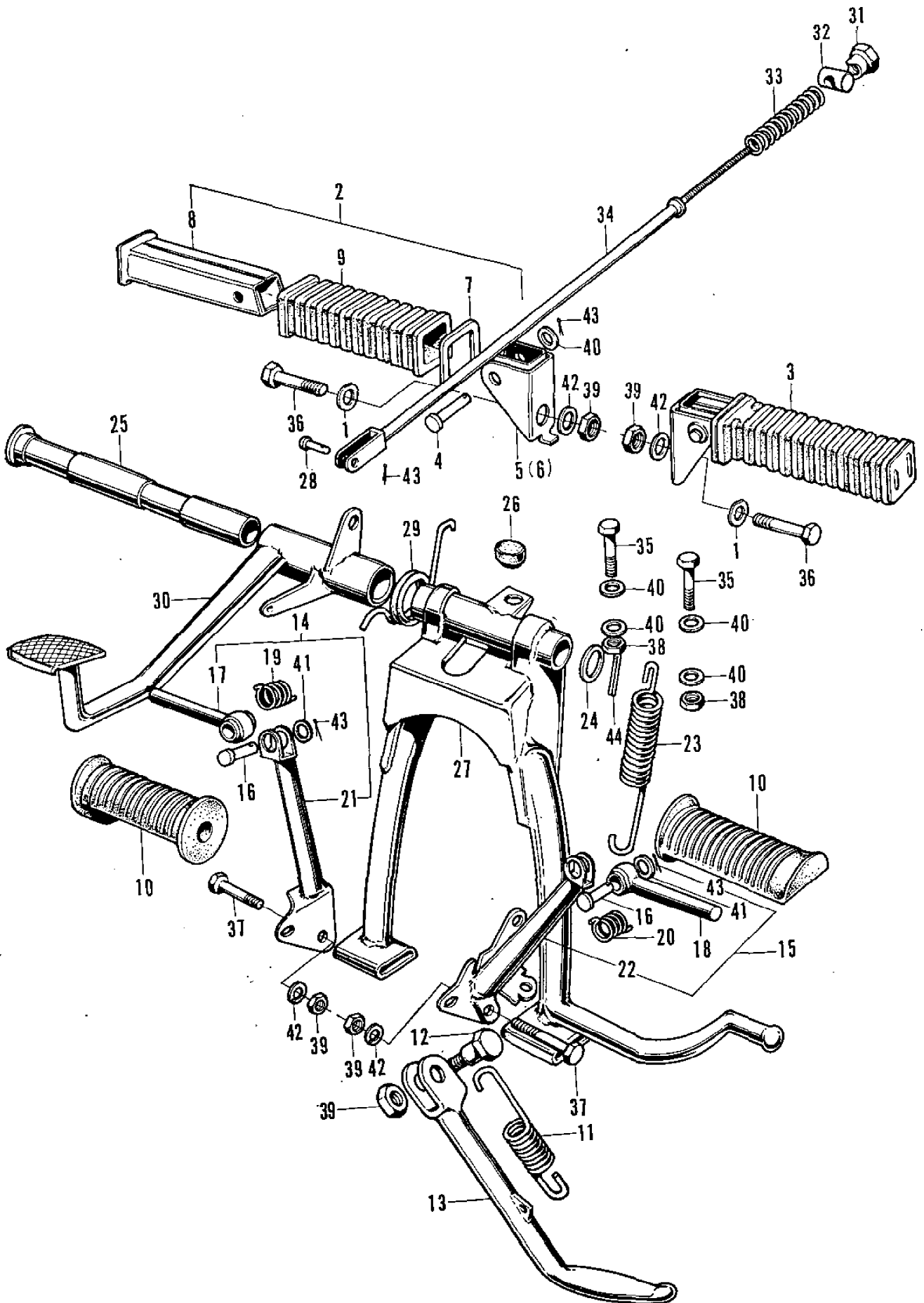
# F-18 Main Stand - Step



## F-18 Main Stand · Step

Ref. No.	Part No.	Description	Reqd. No. CL450	Remarks
1	90528-292-303	WASHER, pillion step .....	2	
2	50710-292-000	STEP ASSY., pillion .....	1	
3	50720-294-000	STEP ASSY., left pillion .....	1	
4	50714-283-010	PIN; pillion step .....	2	
5	50711-292-000	BRACKET, pillion step .....	1	
6	50721-294-000	BRACKET, left pillion step .....	1	
7	50712-024-000	WASHER, pillion step .....	2	
8	50715-283-000	BAR, pillion step .....	2	
9	50731-024-000	RUBBER, pillion step .....	2	
10	50661-283-010	RUBBER, step.....	2	
11	50542-273-000	SPRING, side stand .....	1	~1013408
○	50542-286-000	SPRING, side stand .....	1	CL450-1013408~
12	90108-283-000	SCREW, side stand pivot.....	1	
13	50530-294-000	BAR, side stand .....	1	
14	50630-294-670B	STEP ASSY., right (Black).....	1	~1009775
○	50630-294-671B	STEP ASSY., right (Black).....	1	CL450-1009776~
15	50640-294-670B	STEP ASSY., left (Black) .....	1	~1009775
○	50640-294-671B	STEP ASSY., left (Black) .....	1	CL450-1009776~
16	50603-033-000	PIN, step bar joint.....	2	
17	50616-283-020B	ARM, right step .....	1	
18	50642-283-020B	ARM, left step.....	1	
19	50617-283-000	SPRING, right step return .....	1	
20	50644-283-000	SPRING, left step return.....	1	
21	50635-294-670B	BAR, right step (Black) .....	1	~1009775
	50635-294-671B	BAR, right step (Black) .....	1	CL450-1009776~
22	50645-294-670B	BAR, left step (Black) .....	1	~1009775
	50645-294-671B	BAR, left step (Black) .....	1	CL450-1009776~
23	50522-283-000	SPRING, main stand..... (Superseded by 50522-292-000)	1	
	50522-292-000	SPRING, main stand.....	1	~1007067
	50522-292-010	SPRING, main stand.....		CL450-1007068~
24	90512-283-000	WASHER, 19 mm .....	1	
25	50526-294-010	PIPE, main stand pivot.....	1	

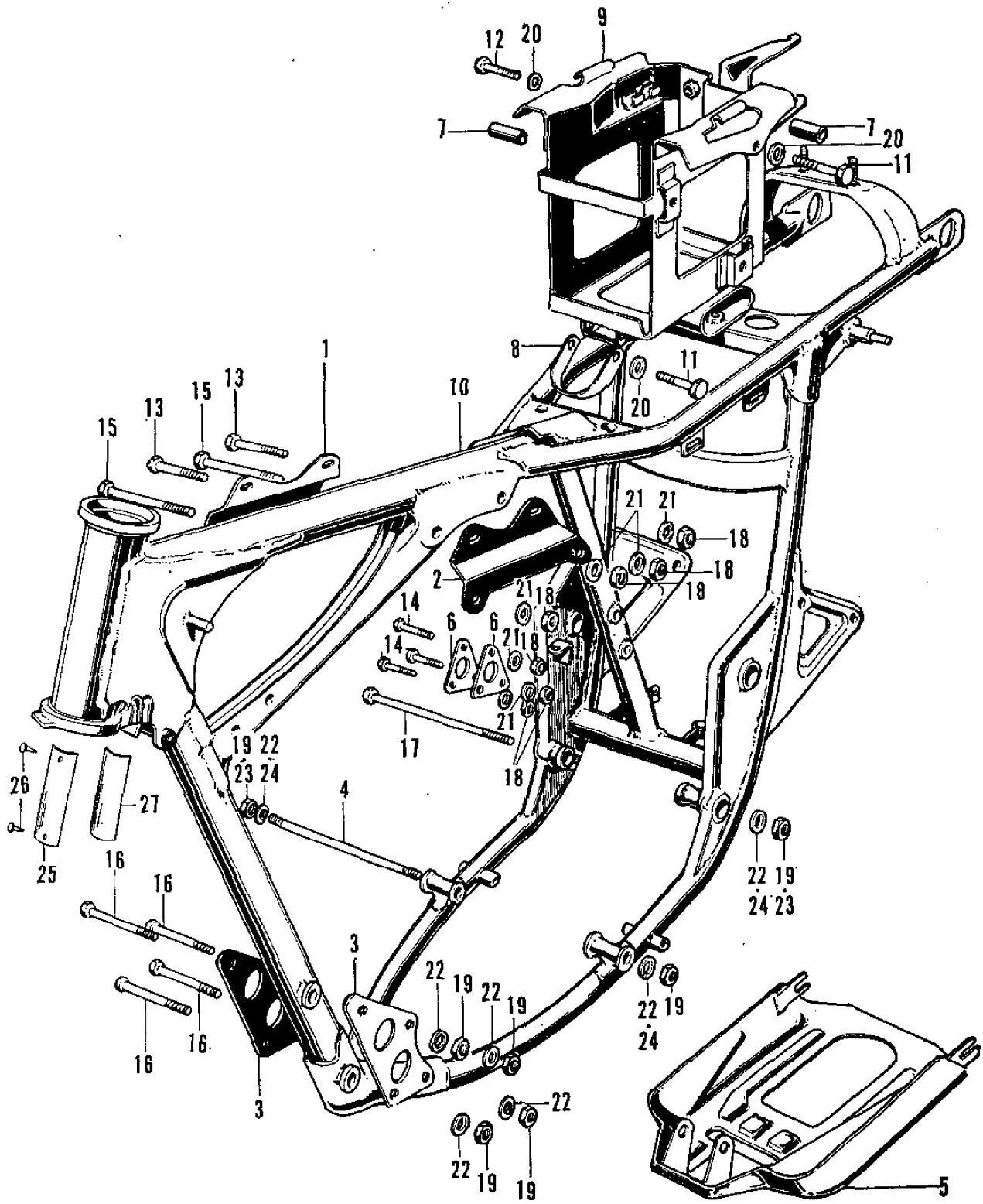
# F-18 Main Stand • Step



## F-18 Main Stand · Step

Ref. No.	Part No.	Description	Reqd. No. CL450	Remarks
26	50524-011-000	RUBBER, main stand stopper .....	1	
27	50500-292-000B	STAND, main (Black) .....	1	
28	43471-292-000	(Superseded by 43471-292-010) .....	1	~1004149
	43471-292-010	PIN, brake rod joint .....	1	CL450-1004150~
29	46514-294-010	SPRING, brake pedal .....	1	
30	46500-294-020	PEDAL, brake .....	1	
31	43486-250-000	NUT, rear brake adjusting .....	1	
32	43453-250-000	JOINT, rear brake arm .....	1	
33	43472-212-000	SPRING, rear brake rod .....	1	
34	43451-292-010	ROD, rear brake .....	1	~1004149
	43451-292-020	ROD, rear brake .....	1	CL450-1004150~
35	92000-06040	BOLT, hex., 6×40 .....	2	
36	92000-10036-0A	BOLT, hex., 10×36 .....	2	
37	92000-10060-0A	BOLT, hex., 10×60 .....	2	
38	94001-06000	NUT, hex., 6 mm .....	2	
39	94001-10000-0S	NUT, hex., 10 mm .....	5	
40	94101-06000	WASHER, plain, 6 mm .....	6	
41	94101-08000	WASHER, plain, 8 mm .....	2	
42	94111-10000	WASHER, spring, 10 mm .....	4	
43	94201-16150	PIN, split, 16 mm .....	5	
44	94201-25250	PIN, split, 2.5 mm .....	1	

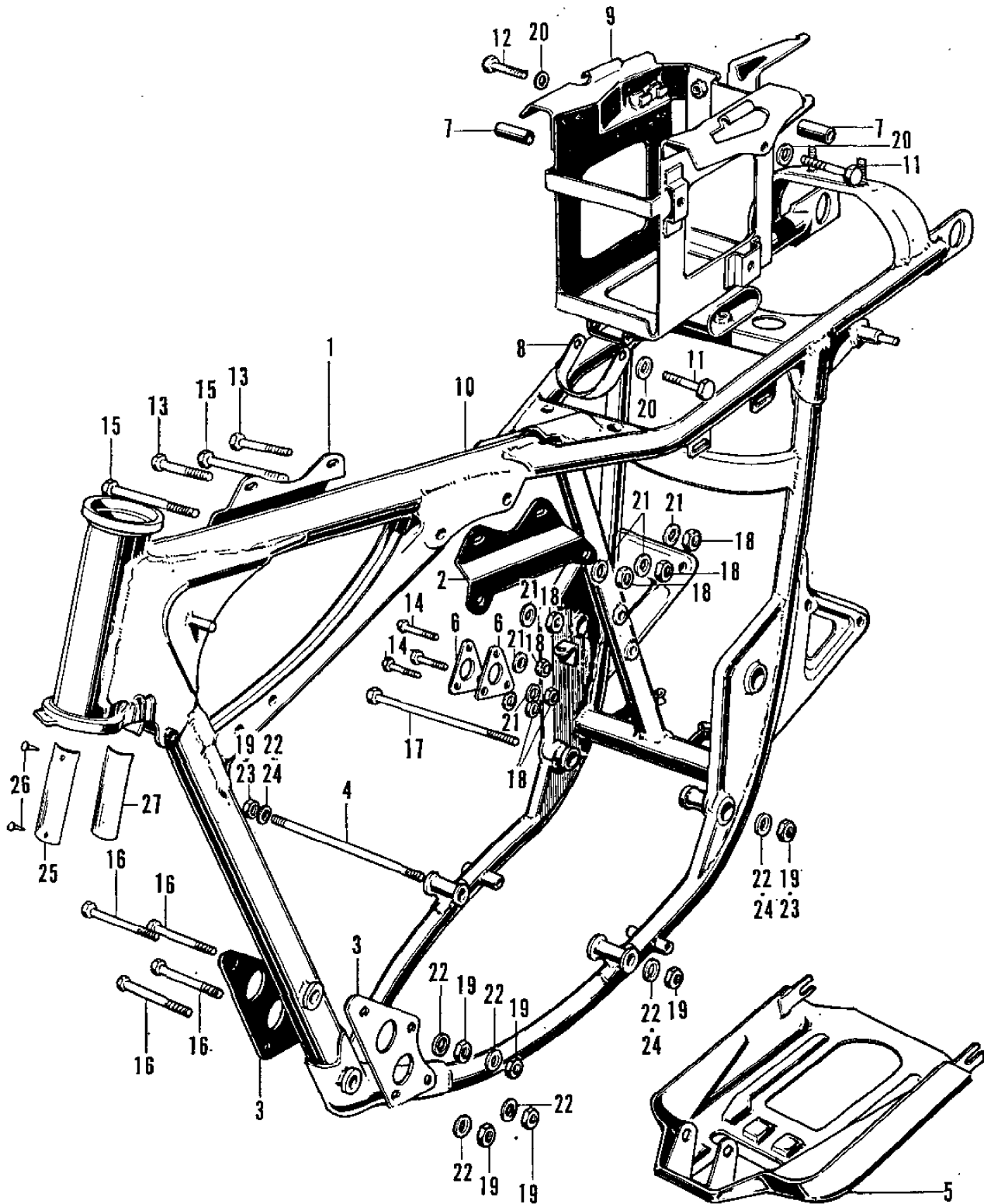
# F-19 Frame



## F-19 Frame

Ref. No.	Part No.	Description	Reqd. No. CL450	Remarks
1	50354-292-010B	PLATE, right upper engine hanger (Black)	1	
	50354-292-010Z	PLATE, right upper engine hanger ..... (Non sanding)	1	
2	50355-292-000B	PLATE, left upper engine hanger (Black)	1	
	50355-292-000Z	PLATE, left upper engine hanger..... (Non sanding)	1	
3	50351-283-010B	PLATE, engine hanger, front (Black) .....	2	
	50351-283-010Z	PLATE, engine hanger, front..... (Non sanding)	2	
4	90106-292-000	BOLT, engine hanger .....	1	~1007775
	90106-292-010	BOLT, engine hanger .....	1	CL450-1009776~
5	50351-294-020B	PLATE, skid (Black) (Optional).....	1	~1009775
	50351-294-030B	PLATE, skid (Black) (Optional).....	1	CL450-1009776~
6	50356-283-000B	PLATE, rear engine hanger (Black).....	2	
	50356-283-000Z	PLATE, rear engine hanger (Non sanding)	2	
7	50328-292-010	COLLAR, battery box .....	2	
8	50327-292-000B	STAY, battery box lower .....	1	
9	50325-292-323B	BOX, battery (Black).....	1	
	87125-041-680	PLATE, name .....	1	
10	50100-292-070B	(Superseded by 50100-292-080B) .....	1	~1007067
	50100-292-070Z	(Superseded by 50100-292-080Z) .....	1	~1007067
	50100-292-080B	BODY, frame (Black) .....	1	CL450-1007068~1009775
	50100-292-080Z	BODY, frame (Non sanding) .....	1	CL450-1007068~1009775
	50100-292-090B	BODY, frame (Black) .....	1	CL450-1009776~1012468
	50100-292-090Z	BODY, frame (Non sanding) .....	1	CL450-1009776~1012468
○	50100-292-100B	BODY, frame (Black) .....	1	CL450-1012469~
○	50100-292-100Z	BODY, frame (Non sanding) .....	1	CL450-1012469~
○	50100-292-613B	BODY COMP., frame (Black)..... (Used in Germany)	1	CL450-1014209~
○	50100-292-613Z	BODY COMP., frame (Non sanding) .....	1	CL450-1014209~ (Used in Germany)

# F-19 Frame

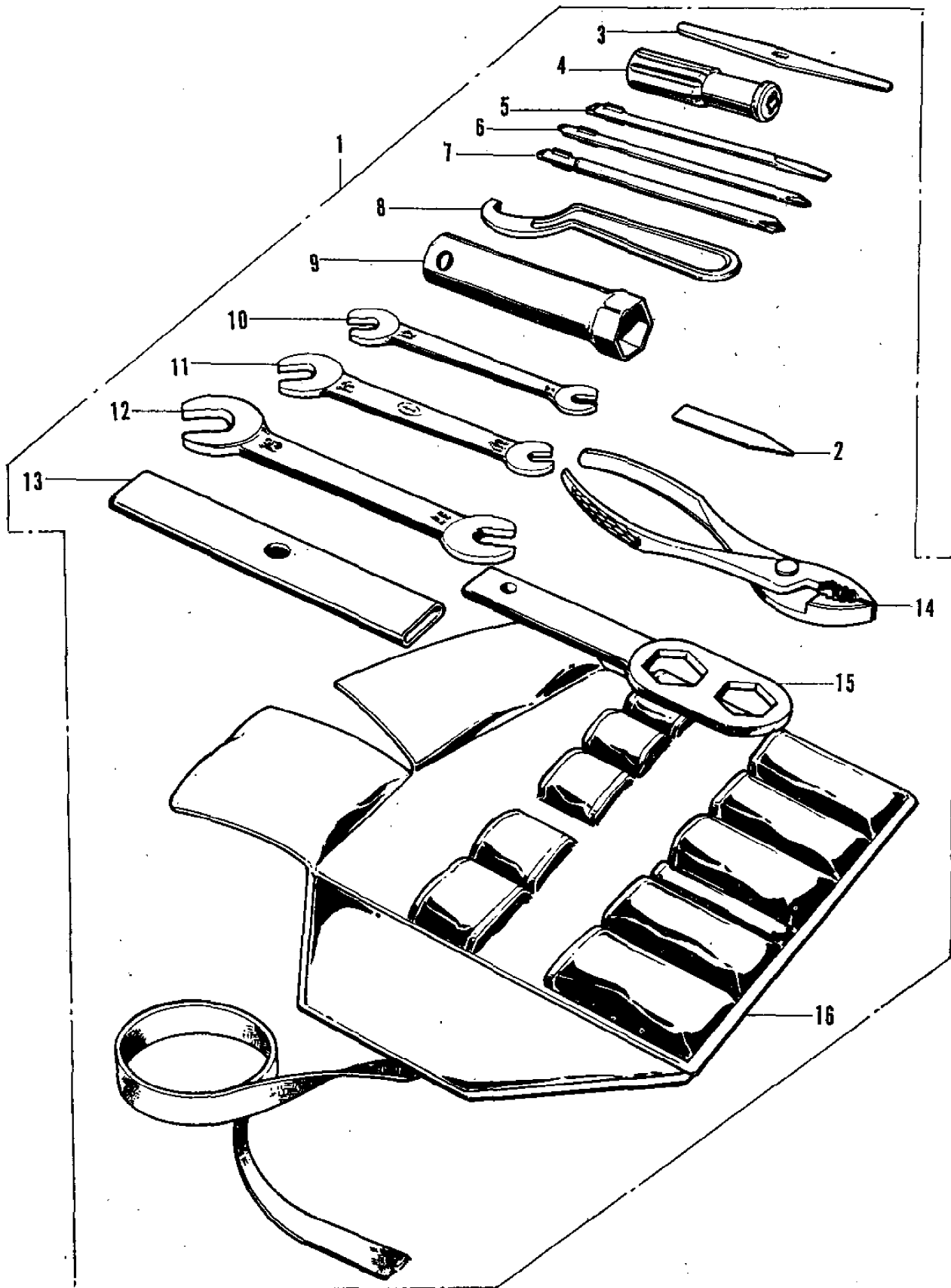




## F-19 Frame


Ref. No.	Part No.	Description	Reqd. No. CL450	Remarks
11	92000-06040	BOLT, hex., 6×40 .....	2	
12	92000-06045	BOLT, hex., 6×45 .....	1	
13	92200-08057-0A	BOLT, hex., 8×57 .....	2	
14	92200-08070-0A	BOLT, hex., 8×70 .....	3	
15	92200-08087-0A	BOLT, hex., 8×87 .....	2	
16	92200-10090-0A	BOLT, hex., 10×90 .....	4	
17	92200-10275-0A	BOLT, hex., 10×275 .....	1	
	92200-12275-0A	BOLT, hex., 12×275 .....	1	
18	94001-08000-0S	NUT, hex., 8 mm .....	4	
19	94001-10000-0S	NUT, hex., 10 mm .....	7	
20	94101-06000	WASHER, plain, 6 mm .....	3	
21	94111-08000	WASHER, spring, 8 mm .....	7	
○22	94111-10000	WASHER, spring, 10 mm .....	4	
○23	94001-12000-0S	NUT, hex., 12 mm .....	3	
○24	94111-12000	WASHER, spring, 12 mm .....	2	
○25	87501-294-610	PLATE, registered number (Used in Germany) .....	1	CL450-1014209~
○26	90841-001-000	SCREW, rivet 1.5×5 (Used in Germany)	2	CL450-1014209~
○27	87131-286-670	LABEL, safety (Used in U.S.A.) .....	1	CL450-1012469~

# F-20 Tool



## F-20 Tool

Ref. No.	Part No.	Description	Reqd. No, CL450	Remarks
1	89010-292-680	TOOL SET .....	1	
2	89231-283-010	GAUGE, tappet clearance adjusting .....	1	
3	99003-40000	LEVER .....	1	
4	99003-50000	GRIP .....	1	
5	99003-30000	DRIVER # 2, minus .....	1	
6	99003-10000	DRIVER # 2, plus .....	1	
7	99003-20000	DRIVER, # 3, plus .....	1	
8	89206-283-000	SPANNER, pin, 45 mm .....	1	
9	89216-283-000	BOX, plug.....	1	
10	99001-08120	SPANNER, 8×12 .....	1	
11	99001-10140	SPANNER, 10×14.....	1	
12	99001-17190	SPANNER, 17×19.....	1	
13	89203-283-000	ARM, axle wrench.....	1	
14	99002-15000	PLIERS, 150 mm.....	1	
15	89202-283-000	WRENCH, axle .....	1	
16	89101-283-010	BAG, tool .....	1	



## PART NO. INDEX

Part No.	Page	Part No.	Page	Part No.	Page
<b>11000</b>		13102-292-030	13	14610-292-000	7
		13103-292-030	13	14630-292-000	7
11100-292-080	27	13104-292-030	13	14635-283-000	7
11200-292-070	29	13105-292-030	13	14640-283-000	7
11200-292-080	29	13111-283-000	13	14645-283-010	7
11330-292-020	15	13115-283-000	13	14650-292-000	7
11341-292-000	19	13201-292-320	25	14655-283-000	7
11394-292-000	15	13211-283-020	25	14711-292-000	9
11395-283-000	19	13311-292-670	23	14721-292-000	9
11431-283-000	19	13311-292-671	23	14721-292-010	9
11660-292-020	19	13311-292-672	23	14750-292-000	9
11691-283-000	19	13311-292-675	23	14760-292-000	9
		13321-292-670	25	14771-283-305	9
		13321-292-671	25	14781-292-000	9
<b>12000</b>		13321-292-673	25	14791-292-000	9
		13330-292-670	25		
12021-292-300	11	13330-292-673	25	<b>15000</b>	
12100-292-020	13	13330-292-674	25	15200-292-010	17
12191-283-010	13	13351-292-320	25	15201-292-010	17
12200-292-070	11	13351-292-330	25	15205-292-030	17
12200-292-080	11	13401-292-020	27	15209-292-010	17
12209-283-000	11	13411-292-340	23	15210-292-000	17
12251-283-010	11	13411-292-360	23	15211-283-000	17
12293-183-010	9	13421-292-310	23	15213-292-010	17
12311-292-020	3	13421-292-330	23	15214-292-010	17
12311-292-303	3	13431-292-310	25	15215-292-000	17
12316-283-310	5	13431-292-330	25	15216-292-000	17
12321-283-010	3	13441-292-310	25	15441-292-020	15
12321-292-000	3	13441-292-330	25	15441-292-030	15
12321-292-020	3	13471-283-000	23	15450-292-020	15
12331-292-000	3		25	15450-292-040	15
12341-292-000	5	13473-292-000	23	15481-292-010	15
12393-283-010	3	13481-283-000	25	15489-283-010	15
12394-283-000	3	13491-283-000	31	15594-292-000	15
12411-292-000	3	13492-283-000	31	15595-292-000	15
12411-292-010	3	13611-292-010	23	15650-292-010	27
12420-292-000	3			15761-292-010	3
12431-283-000	3	<b>14000</b>		15761-292-020	3
12431-292-000	3			15772-292-010	3
12451-283-000	3	14110-292-670	9		
12909-283-000	13	14116-292-300	9		
		14120-283-010	9		
<b>13000</b>		14294-283-000	9		
		14295-283-000	9		
13000-292-673	23	14401-283-000	7	<b>16000</b>	
13000-292-676	23	14410-283-000	7	16101-292-014	39
13011-292-000	13	14431-292-010	9	16102-292-014	43
13021-292-000	13	14451-292-000	9	16111-292-004	41
13031-292-000	13	14500-292-000	7		45
13041-292-000	13	14541-283-000	7	16112-292-004	41
13051-292-000	13	14550-283-000	7		45
13101-292-030	13	14591-283-000	7	16122-283-004	39
					43

## PART NO. INDEX

Part No.	Page	Part No.	Page	Part No.	Page
16125-259-004	41		43	17500-294-671Z	63
	45	16198-500-004	39	17611-011-000	81
16126-548-004	39		43	17611-283-010	63
	43	16211-283-000	11	17613-292-000	63
16129-500-004	39	16223-283-000	11	17620-292-020	63
	43	16229-283-010	11	17631-259-000	63
16133-292-004	41	16950-292-005	63	17910-292-670	47
	45	16951-292-000	63		
16139-292-004	41	16952-283-000	63	<b>18000</b>	
	45	16953-283-000	65		
16139-516-004	39	16953-298-000	65	18231-292-000	71
	43	16954-283-000	63	18231-292-010	71
16141-292-004	39	16955-283-000	63	18231-292-020	71
16142-292-004	39	16956-283-000	63	18233-283-010	71
16143-292-004	43	16956-816-004	65	18291-283-010	71
16144-292-004	43	16961-298-000	65	18292-290-000	71
16146-292-004	43			18300-294-010	71
16147-292-004	39	<b>17000</b>		18311-294-000	71
	43			18315-294-000	71
16151-292-004	39	17211-292-014	67	18325-294-000	71
	43	17213-292-000	69	18340-294-010	71
16162-292-004	39	17214-283-000	67	18353-294-010B	71
	43	17231-294-010T	67	18371-294-000	71
16163-539-004	39	17231-294-010XJ	67	18391-317-000	71
	43	17231-294-010XK	67	18395-290-303	73
16164-225-004	39	17231-294-010Z	67	18396-294-303	73
	43	17231-294-020T	67	18420-294-000	71
16165-292-004	39	17231-294-020XJ	67		
	43	17231-294-020XK	67	<b>22000</b>	
16165-500-004	39	17231-294-020Z	67		
	43	17245-292-000	67	22100-292-040	17
16166-292-004	39	17245-292-010	67	22120-292-020	17
16171-283-004	39	17247-292-010	67	22120-292-030	17
	43	17255-283-010	67	22201-283-000	17
16175-260-004	39	17257-268-000	67	22311-292-000	17
	43	17311-292-014	67	22321-283-000	17
16185-292-004	39	17313-283-000	67	22351-283-000	17
16186-292-004	43	17331-294-010T	67	22351-292-000	17
16186-548-004	39	17331-294-010XJ	67	22401-283-000	17
	43	17331-294-010XK	67	22401-292-000	17
16187-292-004	39	17331-294-010Z	67	22810-283-000	19
	43	17331-294-020T	67	22815-283-000	19
16188-259-004	41	17331-294-020XJ	67	22838-292-000	17
	45	17331-294-020XK	67	22841-266-000	19
16188-292-004	39	17331-294-020Z	67	22844-200-000	19
	43	17500-294-670T	63	22850-292-020	19
16189-056-004	39	17500-294-670XJ	63	22870-292-000	47
	43	17500-294-670XK	63	22875-283-000	19
16193-292-004	39	17500-294-670Z	63		
16194-292-004	39	17500-294-671T	63		
16196-292-004	39	17500-294-671XJ	63		
	43	17500-294-671XK	63		
16197-292-004	39				

## PART NO. INDEX

Part No.	Page	Part No.	Page	Part No.	Page
<b>23000</b>		<b>28000</b>		31400-292-670	103
23211-292-040	31	28101-283-000	21	31468-268-000	103
23220-292-040	33	28110-292-000	21	31500-292-670	103
23220-292-050	33	28117-292-000	21	31532-292-000	101
23421-292-010	31	28120-292-000	21	31532-292-010	101
22431-292-060	31	28125-283-010	21	31700-292-008	101
23441-292-030	31	28126-292-000	21	<b>32000</b>	
23441-292-040	31	28128-283-010	21	32100-292-671	103
23461-292-030	31	28212-292-040	37	32100-292-672	103
23461-292-040	31	28239-292-000	37	32111-230-000	103
23471-292-030	31	28250-292-010	37	32112-230-000	103
23481-292-030	31	28261-292-000	35	32162-286-000	103
23491-292-030	31	28262-292-000	35	32401-292-000	101
23511-292-040	31	28263-283-000	35	32411-253-000	103
23801-292-000	33	28300-292-000	35	32411-283-000	21
23801-292-810	33	28307-254-000	35	32601-292-000	103
23811-292-000	31	28485-231-020	35	32901-283-000	3
23931-292-000	31	28486-231-020	35	32911-283-000	29
23932-292-000	31	28487-231-000	35	32921-283-010	27
<b>24000</b>		<b>30000</b>		32983-011-000	81
24211-292-020	37	30200-292-671	3	32983-268-000	103
24221-292-020	37	30201-283-003	5	32985-292-000	81
24231-292-030	37	30203-292-003	5	<b>33000</b>	
24261-283-000	31	30204-292-003	5	33100-286-611	89
24261-292-000	37	30205-292-003	5	33100-292-674	87
24263-028-000	37	30220-292-670	5	33101-283-601	89
24300-292-050	37	30280-292-671	101	33101-292-671	87
24301-292-330	37	30280-292-672	101	33103-292-003	87
24304-292-340	37	30361-292-000	5	33107-200-023	87
24304-292-350	37	30371-283-010	3	33108-268-000	89
24305-292-340	37	30391-283-010	3	33115-283-601	89
24305-292-350	37	30392-283-000	5	33117-292-003	87
24306-235-300	37	30500-292-671	101	33120-283-601	89
24430-292-020	35	30500-292-672	101	33120-292-673	87
24435-292-010	35	30700-292-000	11	33125-292-670	87
24436-292-000	35	<b>31000</b>		33128-200-030	87
24438-292-010	35	31100-292-023	21	33130-286-611	89
24440-292-010	35	31101-292-003	21	33130-292-670	87
24610-292-030	35	31102-292-013	21	33170-286-611	89
24621-200-000	35	31105-283-000	21	33400-292-611	95
24641-292-000	35	31200-292-158	21	33400-292-670	91
24651-292-010	35	31201-292-158	21	33401-292-003	91
24652-200-000	35	31202-500-154	21	33402-268-610	95
24701-292-000	35	31204-292-158	21	33402-268-671	91
24710-235-000	35	31205-292-158	21	33402-292-003	91
24781-205-000	35	31206-292-158	21	33407-284-000	91
				33408-284-000	91

## PART NO. INDEX

Part No.	Page	Part No.	Page	Part No.	Page
33410-292-000	91	34905-268-671	91	<b>38000</b>	
33410-292-610	95	34906-268-600	91	38100-286-014	101
33411-285-000	95			38100-292-004	101
33413-285-000	95	<b>35000</b>		38201-250-000	103
33443-268-671	91			38300-292-611	101
33450-292-611	95			38300-292-670	101
33450-292-670	91	35010-292-013	101	38301-292-010	101
33453-292-003	91	35100-292-013	101	38301-292-670	101
33460-292-610	95	35150-230-621	89	38301-292-671	101
33600-292-610	95	35151-268-000	89	38301-292-672	101
33605-292-610	95	35152-268-000	89	38304-243-670	101
33607-292-000B	91	35153-268-000	89	38304-292-670	101
33608-292-020	91	35154-268-000	89	38305-243-670	101
33609-292-000	91	35250-292-003	49	38305-292-670	101
33610-292-610	95	35300-292-600	47	38306-292-670	101
33616-292-303	91	35300-292-670	47		
33620-292-000	91	35315-235-000	49	<b>40000</b>	
33650-292-610	95	35317-001-310	49	40510-292-000B	81
33660-292-610	95	35317-235-000	49	40510-292-000Z	81
33700-292-013	91	35318-259-000	49	40530-292-610	81
33700-292-610	99	35350-292-003	101	40530-292-611	81
33700-292-671	97	35357-292-010	101	40531-292-013	81
33701-041-671	91	35750-283-000	21	40531-292-023	81
33701-051-000	99	35850-292-017	103	40531-300-003	81
33702-077-671	97	35851-292-000	103	40532-283-010	75
33702-292-003	91			40548-268-000	83
33703-077-671	97	<b>37000</b>			
33707-292-013	91			<b>41000</b>	
	97			41201-283-000	75
33707-292-610	99	37200-292-028	85	41201-283-810	75
33708-292-610	99	37200-292-672	85	41201-283-820	75
33708-292-670	97	37208-292-000	87	41201-283-830	75
33709-041-000	91	37211-292-000B	85	41201-283-840	75
33709-051-000	99	37211-292-010B	85	41201-283-850	75
33709-077-671	97	37230-292-028	85	41201-283-860	75
33710-292-610	99	37230-292-671	85	41201-283-870	75
33715-051-000	99	37230-292-672	85	41231-283-000	77
33716-051-000	99	37240-292-018	85	41241-283-010	77
33717-292-610	99	37240-292-028	85		
33718-077-671	97	37242-292-000	87	<b>42000</b>	
33719-077-671	97	37243-292-000	87	42301-292-000	75
33719-292-000	91	37244-292-000	87	42311-283-000	75
33741-077-671	57	37260-292-020	85	42313-292-000	75
33741-286-670	53	37261-292-020	85	42601-283-000	77
33741-292-610	99	37550-286-003	89	42602-292-000	77
33743-286-670	53	37550-292-010	85	42604-283-000	77
		37551-044-670	89		
<b>34000</b>		37551-292-000	85		
34901-292-670	87				
34902-259-000	85				
	89				



## PART NO. INDEX

Part No.	Page	Part No.	Page	Part No.	Page
42620-292-000	77	45106-222-300	59	50522-292-000	105
42625-283-000	77	45120-283-000	59	50522-292-010	105
42633-283-000	75	45131-268-030	59	50524-011-000	107
42701-283-003	77	45133-283-000	59	50526-294-010	105
42711-292-044	77	45134-250-000	59	50530-294-000	105
42712-283-000	77		75	50542-273-000	105
		45410-283-010	59	50542-286-000	105
		45420-268-010	59	50603-033-000	105
<b>43000</b>		45431-292-010	59	50616-283-020B	105
		45450-294-000	47	50617-283-000	105
43100-283-000	75	45450-294-670	47	50630-294-670B	105
43106-222-300	75	45461-222-000	59	50630-294-671B	105
43120-283-000	75	45465-270-000	47	50635-294-670B	105
43141-216-000	75			50635-294-671B	105
43151-283-000	75			50640-294-670B	105
43411-283-000	75	<b>46000</b>		50640-294-671B	105
43423-268-000	59			50642-283-020B	105
43431-292-000	81	46500-294-020	107	50644-283-000	105
43451-292-010	107	46514-294-010	107	50645-294-670B	105
43451-292-020	107			50645-294-671B	105
43453-250-000	107			50661-283-010	105
43471-292-010	107	<b>50000</b>		50710-292-000	105
43472-212-000	107			50711-292-000	105
43486-250-000	107	50100-292-080B	109	50712-024-000	105
		50100-292-080Z	109	50714-283-010	105
		50100-292-090B	109	50715-283-000	105
<b>44000</b>		50100-292-090Z	109	50720-294-000	105
		50100-292-100B	109	50721-294-000	105
44301-283-000	59	50100-292-100Z	109	50731-024-000	105
44601-292-000	59	50100-292-613B	109		
44606-283-000	59	50100-292-613Z	109	<b>51000</b>	
	77	50301-268-305	55		
44607-283-000	59	50302-268-305	55	51400-292-010	51
	77	50316-292-000	79	51401-292-010	51
44608-283-000	59	50325-292-323B	109	51410-292-000	53
	77	50327-292-000B	109	51420-292-010	53
44609-283-000	59	50328-292-010	109	51442-292-000	53
	77	50351-283-010B	109	51443-273-000	53
44620-283-000	59	50351-283-010Z	109	51444-273-000	53
44641-283-000	59	50351-294-020B	109	51445-273-000	53
44701-294-003	59	50351-294-030B	109	51446-273-000	53
44711-294-024	59	50354-292-010B	109	51447-273-000	53
44712-294-004	59	50354-292-010Z	109	51451-292-000	53
44713-283-000	77	50355-292-000B	109	51500-292-010	51
44713-294-004	59	50355-292-000Z	109	51520-292-010	53
44800-294-000	59	50356-283-000B	109	51601-292-010	51
44830-294-000	85	50356-283-000Z	109	51602-292-020B	51
44831-292-030	85	50375-292-010B	101	51602-292-020Z	51
		50375-292-010Z	101	51602-292-030B	51
		50375-292-020B	101	51602-292-030Z	51
<b>45000</b>		50375-292-020Z	101	51602-294-670B	51
		50402-283-000	101	51602-294-670Z	51
45100-283-000	59	50500-292-000B	107		

## PART NO. INDEX

Part No.	Page	Part No.	Page	Part No.	Page
51606-292-020B	51	53200-292-010Z	57	<b>80000</b>	
51606-292-020Z	51	53200-292-611B	57	80100-292-671XW	81
51606-292-030B	51	53200-292-611Z	57	80100-292-671Z	81
51606-292-030Z	51	53211-268-305	55	80102-292-670	71
51606-294-670B	51	53212-250-305	55		95
51606-294-670Z	51	53215-230-000	55		
51611-292-020	51	53215-250-000	57		
51612-292-010	51	53220-283-010	55	<b>83000</b>	
51613-292-000	51	53230-292-010	49		
51622-292-010	51	53230-292-020	49	83500-283-010B	69
51625-292-300	51	53230-292-030	49	83500-283-010Z	69
51634-292-000	53	53236-292-010	85	83541-283-000B	69
		53238-292-305	87	83541-283-000Z	69
<b>52000</b>		53600-230-000	55	83631-283-010	101
		53631-268-020	55		
52100-292-000B	81	53740-292-000	55		
52100-292-000Z	81	53750-268-010	55	<b>84000</b>	
52108-292-300	81	53750-292-000	55		
52109-283-300	81	53761-268-020	55	84701-292-610B	99
52141-292-000	81	53761-292-000	55	84701-292-610Z	99
52144-283-010	81	53762-268-010	55	84701-292-670B	91
52145-283-000	81	53763-216-000	55	84701-292-670Z	91
52400-292-670XW	79	53764-283-000	55	84701-292-671B	97
52401-292-670	79	53765-283-000	55	84705-292-000	91
52410-292-670	79				97
52421-292-670XW	79	<b>61000</b>			99
52424-292-000	79				103
52484-292-000	79	61100-294-670XW	57	84706-286-000	97
		61100-294-670Z	57		103
<b>53000</b>		61100-294-671XW	57		
		61301-286-600B	89	<b>87000</b>	
53100-294-000	49	61301-286-600Z	89		
53124-250-000	55	61301-292-020B	87	87121-292-020	63
53126-292-670	51	61302-292-000	85	87121-294-670	63
53131-283-000	47	61303-292-000	85	87122-292-020	63
53132-292-010	49	61304-292-000	87	87122-294-670	63
53133-283-010	49			87125-041-680	109
53139-292-000	47	<b>77000</b>		87130-294-000	67
53141-240-000	47			87130-294-010	67
53163-205-010	47	77200-294-010A	65	87131-286-670	111
53165-283-000	47	77200-294-020A	65	87311-516-000	65
53166-283-000	47	77204-292-000	65	87501-294-610	111
53170-216-670	47	77205-292-010	65	87504-028-670	83
53170-286-670	47	77212-292-000	65		
53180-286-000	49	77213-292-000	65	<b>88000</b>	
53190-216-670	47	77214-292-000B	65		
53190-286-670	47	77215-292-010B	65	88110-240-000	47
53192-268-000	47	77216-292-000	65	88120-235-000	47
53200-292-000B	57	77230-292-000	63		
53200-292-000Z	57				
53200-292-010B	57				

# PART NO. INDEX

Part No.	Page	Part No.	Page	Part No.	Page
<b>89000</b>		90162-283-000	91	90532-292-000	59
89010-292-680	113	90162-292-000	99	90534-292-303	67
89101-283-010	113	90165-292-000	91	90535-292-000	49
89202-283-000	113		97	90543-273-000	53
89203-283-000	113	90231-292-000	15	90545-292-000	85
89206-283-000	113	90303-268-000	63	90550-292-000	51
89216-283-000	113	90304-283-010	55	90555-283-000	47
89231-283-010	113	90305-283-000	59	90581-701-000	103
		90306-268-000	75	90581-831-650	97
		90307-283-000	75	90601-292-000	53
		90310-286-000	77	90602-259-010	17
		90311-283-000	71		31
<b>90000</b>		90313-512-000	69	90603-200-000	35
90009-259-000	7	90321-292-000	47	90604-292-000	15
90011-283-000	9	90349-001-000	81	90665-283-000	75
90012-283-000	9	90354-268-000	81	90701-283-000	9
90013-283-000	29	90402-822-000	27	90712-500-010	21
90014-286-000	21		29	90753-283-000	77
90031-292-000	27	90404-292-000	17	90841-001-000	111
90032-292-000	27	90431-292-000	15		
90051-286-000	11	90432-283-010	35	<b>91000</b>	
90051-286-305	11	90433-283-000	17		
90081-283-000	35	90441-283-000	11	91001-235-300	37
90082-283-000	3	90442-283-000	11	91001-283-003	31
90083-292-000	27	90443-283-000	3	91002-283-003	33
90085-292-000	29	90451-216-810	3	91101-283-020	25
90086-292-000	5	90451-286-000	31	91102-292-008	23
90091-292-000	21	90451-292-000	3	91103-259-000	21
90101-292-000	65	90452-283-000	3	91103-292-000	25
90106-292-000	109	90453-292-010	35	91201-292-003	27
90106-292-010	109	90454-283-010	23		29
90108-283-000	105	90454-292-000	23	91202-283-013	5
90110-292-000	67	90454-292-010	23	91202-292-015	5
90110-292-010	67	90455-292-010	23	91203-292-003	31
90113-292-000	67	90455-292-020	23	91203-292-005	31
90114-268-020	47	90456-292-030	23	91204-283-000	15
90118-268-000	55	90458-292-000	31	91205-200-000	19
90119-283-000	75	90461-286-000	33	91205-283-010	33
90121-292-000	81	90462-286-000	33	91207-222-000	3
90123-292-000	51	90465-283-000	67	91255-292-003	53
90124-292-000	47	90481-259-000	17	91255-292-005	53
90125-292-000	59	90481-292-000	15	91301-283-000	19
90126-292-000	59	90483-292-000	5	91302-200-000	29
90127-283-000	81		25	91302-283-000	13
90128-292-000	75	90503-283-000	55	91303-283-000	27
90130-294-000	71	90512-283-000	105	91304-703-000	51
90131-268-010	55	90521-292-000	79	91305-283-000	15
90133-283-000	81	90523-283-000	75	91306-703-000	33
90154-268-670	91	90523-292-000	75	91307-283-000	17
90154-292-610	95	90526-268-000	81	91308-283-000	9
90155-292-010	91	90528-292-303	105	91309-283-000	21
90156-292-671	71	90530-286-600	95	91310-292-000	15
	95	90531-294-000	71		

# PART NO. INDEX

Part No.	Page	Part No.	Page	Part No.	Page
91314-220-000	7				
91315-292-000	17				
91316-292-000	17				
<b>99000</b>					
99114-292-1100	41				
	45				
99114-292-1150	41				
	45				
99114-292-1200	41				
	45				
99114-292-1250	41				
	45				
99114-292-1300	41				
	45				
99114-292-1350	41				
	45				
99114-292-1400	41				
	45				
99114-292-1450	41				
	45				
99114-292-1500	41				
	45				
99124-292-0380	41				
	45				
99124-292-0400	41				
	45				
99124-292-0420	41				
	45				
99124-292-0450	41				
	45				
99144-292-0350	41				
	45				
99144-292-0380	41				
	45				
99144-292-0400	41				
	45				
99144-292-0420	41				
	45				
99144-292-0450	41				
	45				